


**FERMEC**<sup>®</sup>

**SHARPCUT**<sup>®</sup>  
TECHNOLOGIES



**CATÁLOGO  
SUPORTES  
INTERCAMBIÁVEIS  
EXTERNOS**



## SUORTES INTERCAMBIÁVEIS EXTERNOS

### • *FIXAÇÃO POR ALAVANCA*

PCBNR.....	13
PCKNR.....	14
PCLCR.....	15
PCLNR.....	16
PDACR.....	17
PDJNR.....	18
PDNNN.....	19
PRGCR.....	20
PRGNR.....	21
N176.39.....	22
PSBNR.....	23
PSDNN.....	24
PSKNR.....	25
PSSNR.....	26
PTFNR.....	27
PTGNR.....	28
PTTNR.....	29
PVACR.....	30





• **FIXAÇÃO POR PINO E GRAMPO**

<b>MCBNR</b> .....	<b>31</b>
<b>MCKNR</b> .....	<b>32</b>
<b>MCLNR</b> .....	<b>33</b>
<b>MCDNN</b> .....	<b>34</b>
<b>MDJNR</b> .....	<b>35</b>
<b>MDNNN</b> .....	<b>36</b>
<b>MRDNN</b> .....	<b>37</b>
<b>MSBNR</b> .....	<b>38</b>
<b>MSDNN</b> .....	<b>39</b>
<b>MSKNR</b> .....	<b>40</b>
<b>MSSNR</b> .....	<b>41</b>
<b>MTFNR</b> .....	<b>42</b>
<b>MTGNR</b> .....	<b>43</b>
<b>MTSNR</b> .....	<b>44</b>
<b>MVJNR</b> .....	<b>45</b>
<b>MVVNN</b> .....	<b>46</b>
<b>MWLNR-M2</b> .....	<b>47</b>

• **FIXAÇÃO POR CUNHA-GRAMPO**

<b>MTENN</b> .....	<b>48</b>
--------------------	-----------



<b>MTJNR</b> .....	<b>49</b>
<b>MWLNR</b> .....	<b>50</b>
<b>• FIXAÇÃO POR PARAFUSO TORX</b>	
<b>SCACR</b> .....	<b>51</b>
<b>SCBCR</b> .....	<b>52</b>
<b>SCKCR</b> .....	<b>53</b>
<b>SCLCR</b> .....	<b>54</b>
<b>SCSCR</b> .....	<b>55</b>
<b>SDACR</b> .....	<b>56</b>
<b>SDHCR</b> .....	<b>57</b>
<b>SDJCR</b> .....	<b>58</b>
<b>SDNCN</b> .....	<b>59</b>
<b>SRDCN</b> .....	<b>60</b>
<b>SRDCR</b> .....	<b>61</b>
<b>SRSCR</b> .....	<b>62</b>
<b>SSDCN</b> .....	<b>63</b>
<b>SSSCR</b> .....	<b>64</b>
<b>STD CR</b> .....	<b>65</b>
<b>STFCR</b> .....	<b>66</b>
<b>STGCR</b> .....	<b>67</b>





STTCR.....	68
SVACR .....	69
SVHBR .....	70
SVHCR-R2 .....	71
SVJBR / SVJCR.....	72
SVVBN / SVVCN.....	73
SVPBR .....	74
SVLBR .....	75
SVXCR .....	76
<b>• FIXAÇÃO POR GRAMPO</b>	
CRDCN.....	77
CRDCR.....	78
CSDNN.....	79
CSKNR.....	80
CSSNR .....	81
CTFNR .....	82
<b>• FIXAÇÃO POR GRAMPO-PARAFUSO</b>	
CTJNR.....	83
CSBPR .....	84
CSDPN .....	85

• **FIXAÇÃO POR GRAMPO**

CSKPR ..... 86

CSSPR ..... 87

• **FIXAÇÃO POR GRAMPO-PARAFUSO**

CTCPN ..... 88

CTDPR ..... 89

CTFPR ..... 90

CTGPR ..... 91

CTTPR ..... 92

CKJNR ..... 93

• **FIXAÇÃO RÍGIDA**

DCBNR ..... 94

DCKNR ..... 95

• **FIXAÇÃO POR ALAVANCA**

DCLNR ..... 96

DCSNR ..... 97

• **FIXAÇÃO POR GRAMPO-PARAFUSO**

DDJNR ..... 98

DDHNR ..... 99



• ***FIXAÇÃO RÍGIDA***

<b>DDNNN.....</b>	<b>100</b>
<b>DRDNN.....</b>	<b>101</b>
<b>DRSNR.....</b>	<b>102</b>
<b>DSBNR.....</b>	<b>103</b>
<b>DSDNN.....</b>	<b>104</b>
<b>DSKNR.....</b>	<b>105</b>
<b>DSSNR.....</b>	<b>106</b>
<b>DTFNR.....</b>	<b>107</b>
<b>DTGNR.....</b>	<b>108</b>
<b>DTJNR.....</b>	<b>109</b>
<b>DTTNR.....</b>	<b>110</b>
<b>DVJNR.....</b>	<b>111</b>
<b>DVPNR.....</b>	<b>112</b>
<b>DVVNN.....</b>	<b>113</b>
<b>DWLNR.....</b>	<b>114</b>

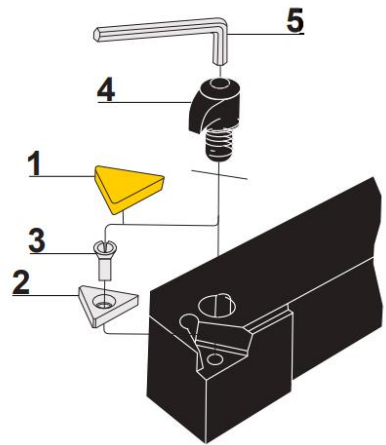
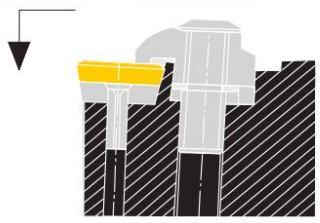
• ***ROSQUEAMENTO***

<b>SER/L.....</b>	<b>115</b>
-------------------	------------

# SUORTES PARA TORNEAMENTO EXTERNO

## SISTEMA DE FIXAÇÃO

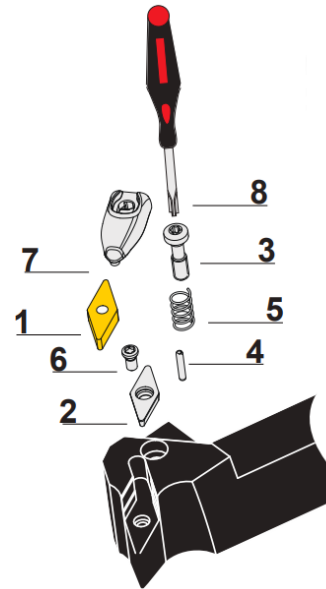
C - Fixação por Grampo



- 1 Pastilha
- 2 Calço
- 3 Rebite
- 4 Conj. Grampo/Parafuso
- 5 Chave Allen



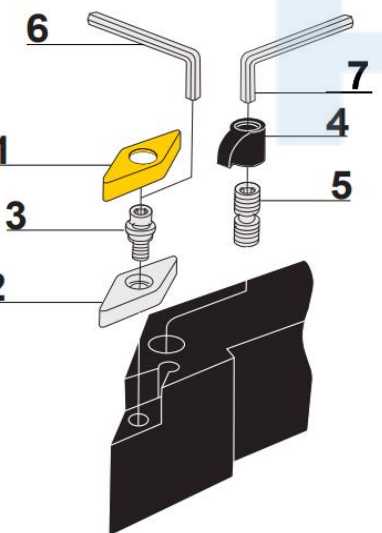
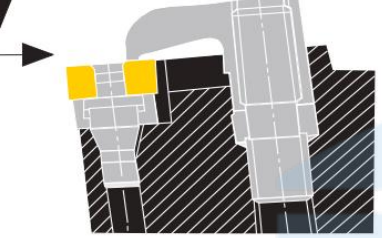
D - Fixação Rígida




- 1 Pastilha
- 2 Calço
- 3 Parafuso Grampo
- 4 Pino
- 5 Mola
- 6 Parafuso Calço
- 7 Grampo
- 8 Chave Torx



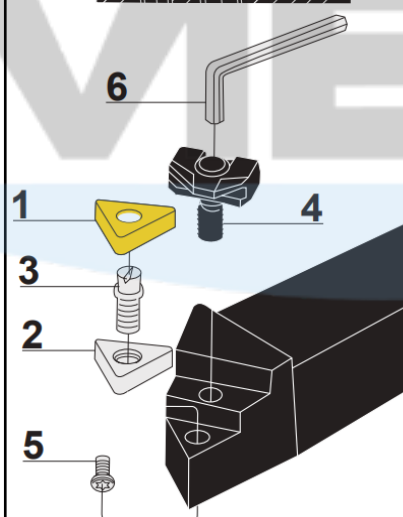
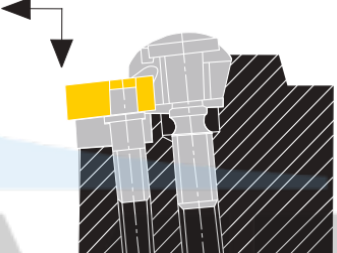
M - Fixação Dupla por Pino e Grampo



- 1 Pastilha
- 2 Calço
- 3 Pino do calço
- 4 Grampo
- 5 Parafuso do grampo
- 6 Chave Allen 1
- 7 Chave Allen 2



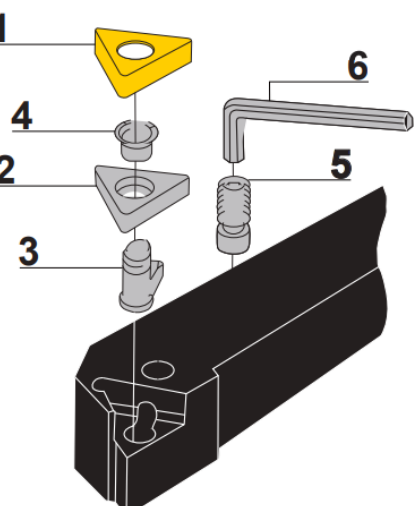
M - Fixação por Cunha-Grampo



- 1 Pastilha
- 2 Calço
- 3 Rebite
- 4 Conj. Grampo/Parafuso
- 5 Parafuso do pino
- 6 Chave Allen



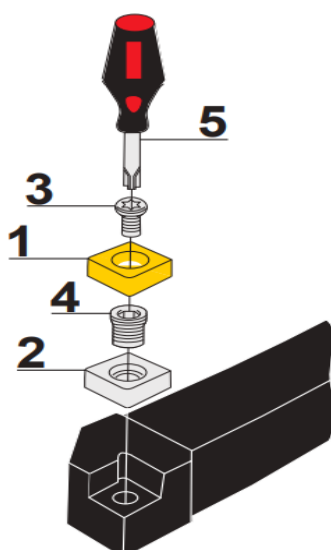
P - Fixação por Alavanca



- 1 Pastilha
- 2 Calço
- 3 Alavanca
- 4 Rebite
- 5 Parafuso
- 6 Chave Allen



S - Fixação por Parafuso-Torx




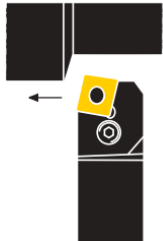
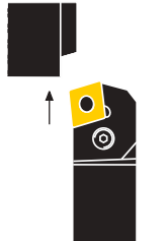
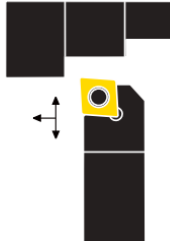
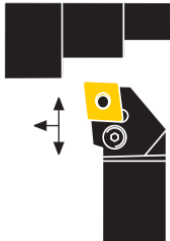
- 1 Pastilha
- 2 Calço
- 3 Parafuso da Pastilha
- 4 Parafuso do Calço
- 5 Chave Torx

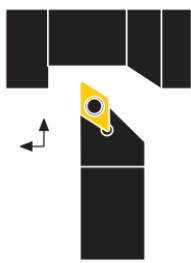
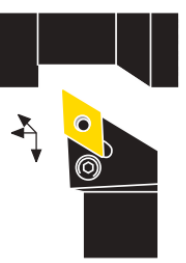
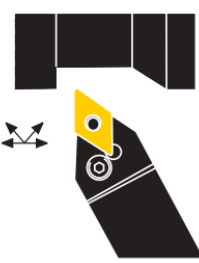





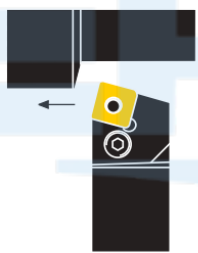
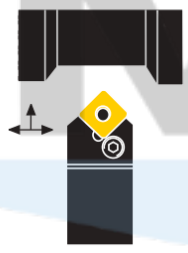

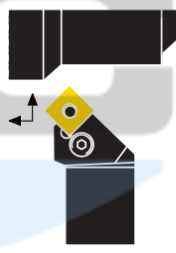
# SUORTES INTERCAMBIÁVEIS PARA TORNEAMENTO EXTERNO

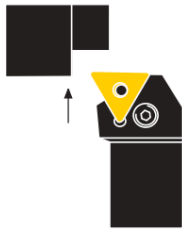
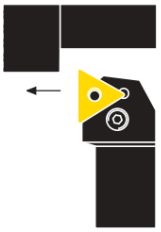
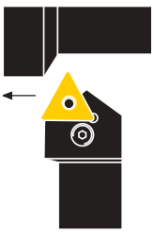
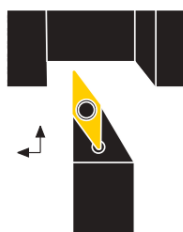
## TORNEAMENTO

### FIXAÇÃO POR ALAVANCA


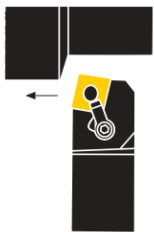
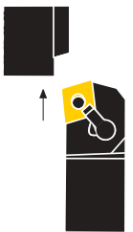
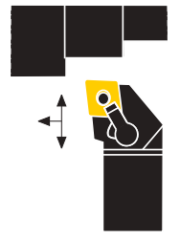
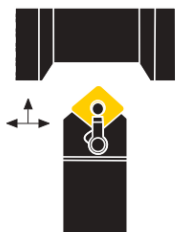
	<b>PCBNR</b> 	<b>PCKNR</b> 	<b>PCLCR</b> 	<b>PCLNR</b> 
Ângulo de ataque	75°	75°	95°	95°

<b>PDACR</b> 	<b>PDJNR</b> 	<b>PDNNN</b> 	<b>PRGCR</b> 	<b>PRGNR</b> 
91°	93°	62°30'	-	-

<b>N176.39</b> 	<b>PSBNR</b> 	<b>PSDNN</b> 	<b>PSKNR</b> 	<b>PSSNR</b> 
-	75°	45°	75°	45°

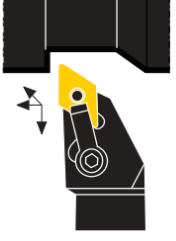
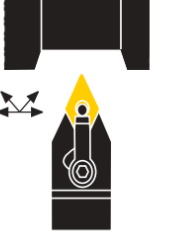
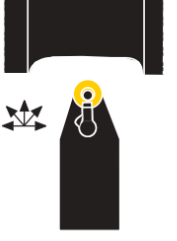

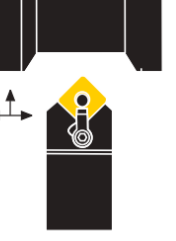
<b>PTFNR</b> 	<b>PTGNR</b> 	<b>PTTNR</b> 	<b>PVACR</b> 
91°	91°	60°	91°


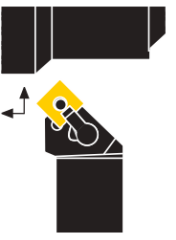

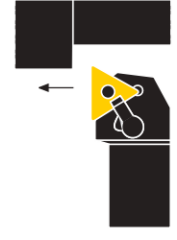

### FIXAÇÃO POR PINO E GRAMPO

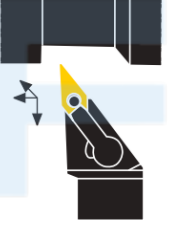

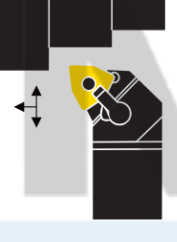
	<b>MCBNR</b> 	<b>MCKNR</b> 	<b>MCLNR</b> 	<b>MCDNN</b> 
Ângulo de ataque	75°	75°	95°	40°

# SUORTES INTERCAMBIÁVEIS PARA TORNEAMENTO EXTERNO


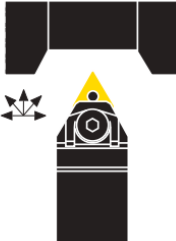
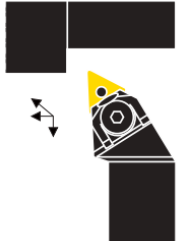
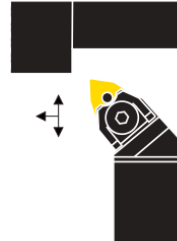
## TORNEAMENTO

<b>MDJNR</b> 	<b>MDNNN</b> 	<b>MRDNN</b> 	<b>MSBNR</b> 	<b>MSDNN</b> 
93°	62°30'	-	75°	45°


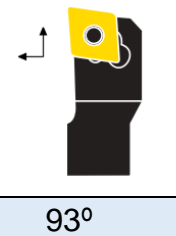
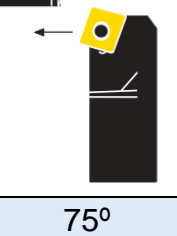

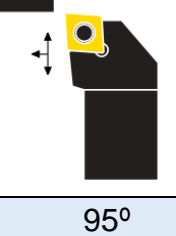
<b>MSKNR</b> 	<b>MSSNR</b> 	<b>MTFNR</b> 	<b>MTGNR</b> 	<b>MTSNR</b> 
75°	45°	91°	91°	45°

<b>MVJNR</b> 	<b>MVVNN</b> 	<b>MWLNR-M2</b> 
93°	72°30'	95°

### FIXAÇÃO POR CUNHA-GRAMPO

	<b>MTENN</b> 	<b>MTJNR</b> 	<b>MWLNR</b> 
Ângulo de ataque	60°	93°	95°

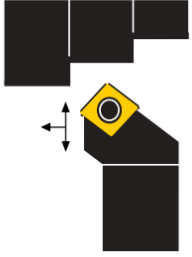
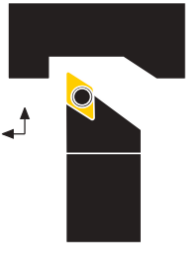
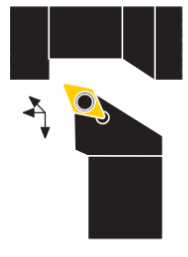
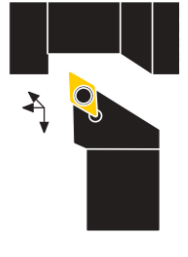
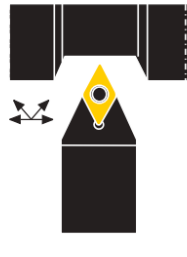
### FIXAÇÃO POR PARAFUSO TORX




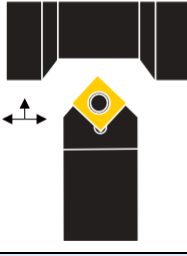
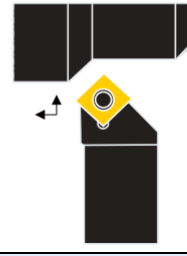
	<b>SCACR</b> 	<b>SCBCR</b> 	<b>SCKCR</b> 	<b>SCLCR</b> 
Ângulo de ataque	93°	75°	75°	95°

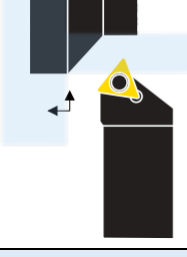

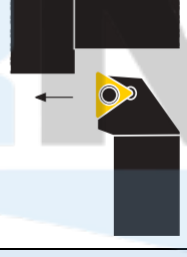
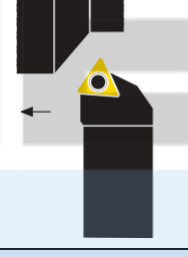



# SUORTES INTERCAMBIÁVEIS PARA TORNEAMENTO EXTERNO

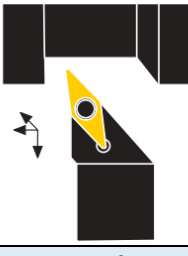
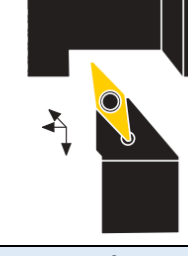
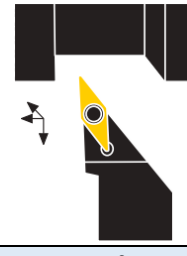
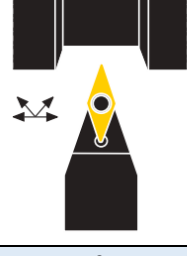

## TORNEAMENTO


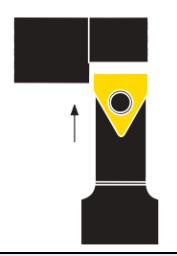
<p><b>SCSCR</b></p>  <p>45°</p>	<p><b>SDACR</b></p>  <p>90°</p>	<p><b>SDHCR</b></p>  <p>107°30'</p>	<p><b>SDJCR</b></p>  <p>93°</p>	<p><b>SDNCN</b></p>  <p>55°</p>
--	--	---	--	--

<p><b>SRDCN</b></p>  <p>-</p>	<p><b>SRDCR</b></p>  <p>-</p>	<p><b>SRSCR</b></p>  <p>-</p>	<p><b>SSDCN</b></p>  <p>-</p>	<p><b>SSSCR</b></p>  <p>45°</p>
---	---	--	---	---

<p><b>STDCCR</b></p>  <p>45°</p>	<p><b>STFCR</b></p>  <p>91°</p>	<p><b>STGCR</b></p>  <p>91°</p>	<p><b>STTCR</b></p>  <p>60°</p>	<p><b>SVACR</b></p>  <p>90°</p>
---	--	---	--	--

### FIXAÇÃO POR PARAFUSO TORX

<p><b>SVHBR</b></p>  <p>107°30'</p>	<p><b>SVHCR-R2</b></p>  <p>107°30'</p>	<p><b>SVJBR SVJCR</b></p>  <p>93°</p>	<p><b>SVVBN SVVCN</b></p>  <p>72°30'</p>	<p><b>SVPBR SVLBR</b></p>  <p>95°</p>
--	---	---	---	--


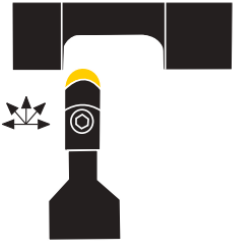
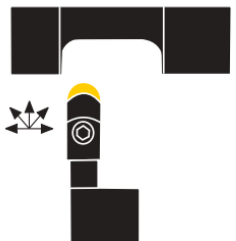
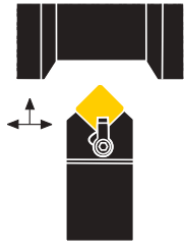
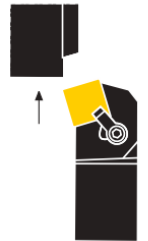
<p><b>SVXCR</b></p>  <p>112°</p>	<p><b>SXCNN</b></p>  <p>-</p>
---	--

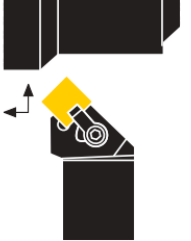
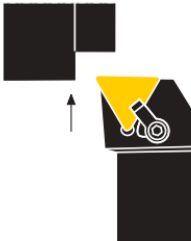
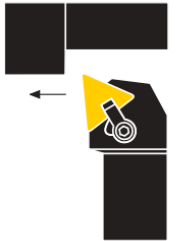

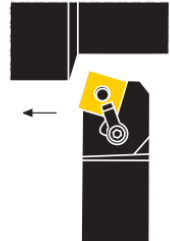


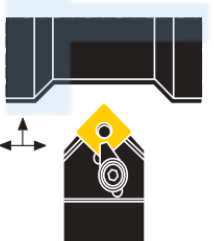
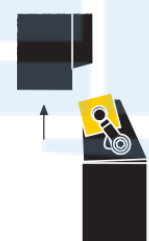
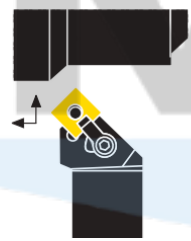
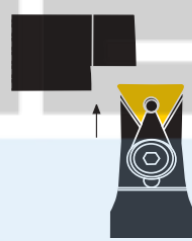

# SUportes intercambiáveis para torneamento externo

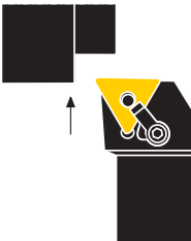
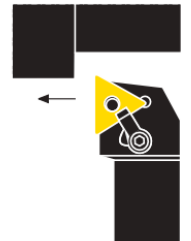
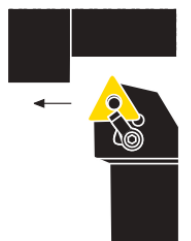
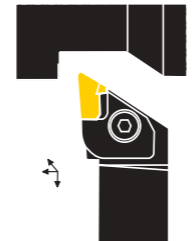
## TORNEAMENTO

### FIXAÇÃO POR GRAMPO

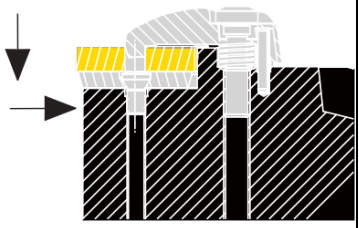
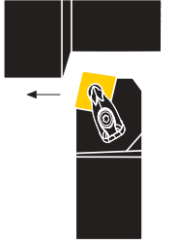
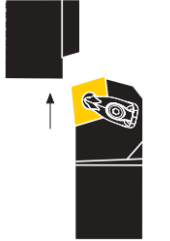
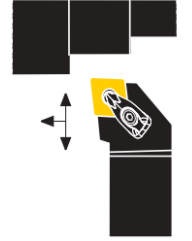
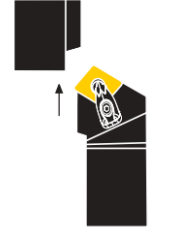
	<b>CRDCN</b> 	<b>CRDCR</b> 	<b>CSDNN</b> 	<b>CSKNR</b> 
Ângulo de ataque	-	-	45°	75°

<b>CSSNR</b> 	<b>CTFNR</b> 	<b>CTJNR</b> 	<b>CXCNN</b> 	<b>CSBPR</b> 
45°	91°	93°	90°	75°

<b>CSDPN</b> 	<b>CSKPR</b> 	<b>CSSPR</b> 	<b>CTCPN</b> 	<b>CTDPR</b> 
45°	75°	45°	90°	45°

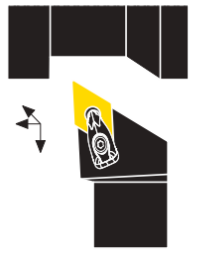
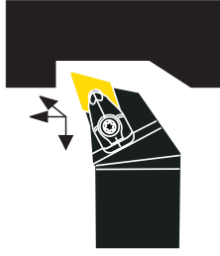
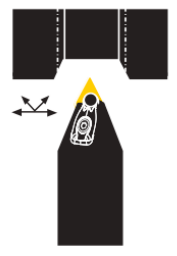


<b>CTFPR</b> 	<b>CTGPR</b> 	<b>CTTPR</b> 	<b>CKJNR</b> 
91°	91°	60°	93°


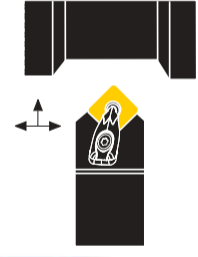
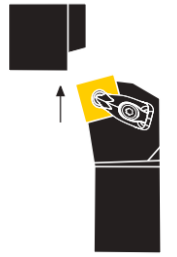
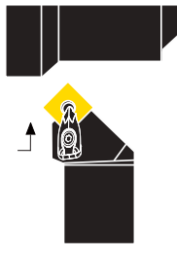
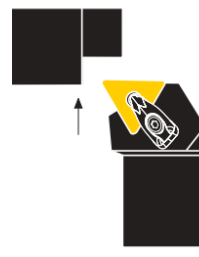
### FIXAÇÃO RÍGIDA


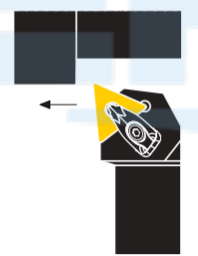

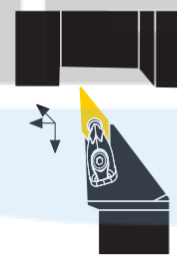
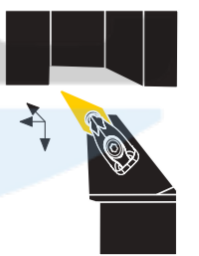
	<b>DCBNR</b> 	<b>DCKNR</b> 	<b>DCLNR</b> 	<b>DCSNR</b> 
Ângulo de ataque	75°	75°	95°	45°


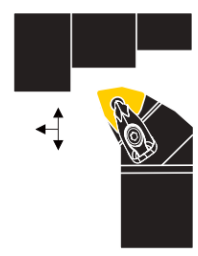
# SUORTES INTERCAMBIÁVEIS PARA TORNEAMENTO EXTERNO

## TORNEAMENTO

<b>DDJNR</b>  93°	<b>DDHNR</b>  -	<b>DDNNN</b>  -	<b>DRDNN</b>  -	<b>DRSNR</b>  -
--	--	---	--	--

<b>DSBNR</b>  75°	<b>DSDNN</b>  45°	<b>DSKNR</b>  75°	<b>DSSNR</b>  45°	<b>DTFNR</b>  91°
---	---	--	---	---

<b>DTGNR</b>  91°	<b>DTJNR</b>  93°	<b>DTTNR</b>  60°	<b>DVJNR</b>  93°	<b>DVPNR</b>  117°30'
--	--	---	--	--

<b>DVVNN</b>  72°30'	<b>DWLNR</b>  95°
---	--



# SISTEMA DE FIXAÇÃO POR ALAVANCA

## PCBNR

Suporte para torneiar  $75^\circ$  com pastilha negativa  $80^\circ$  para aproveitamento do ângulo de  $100^\circ$

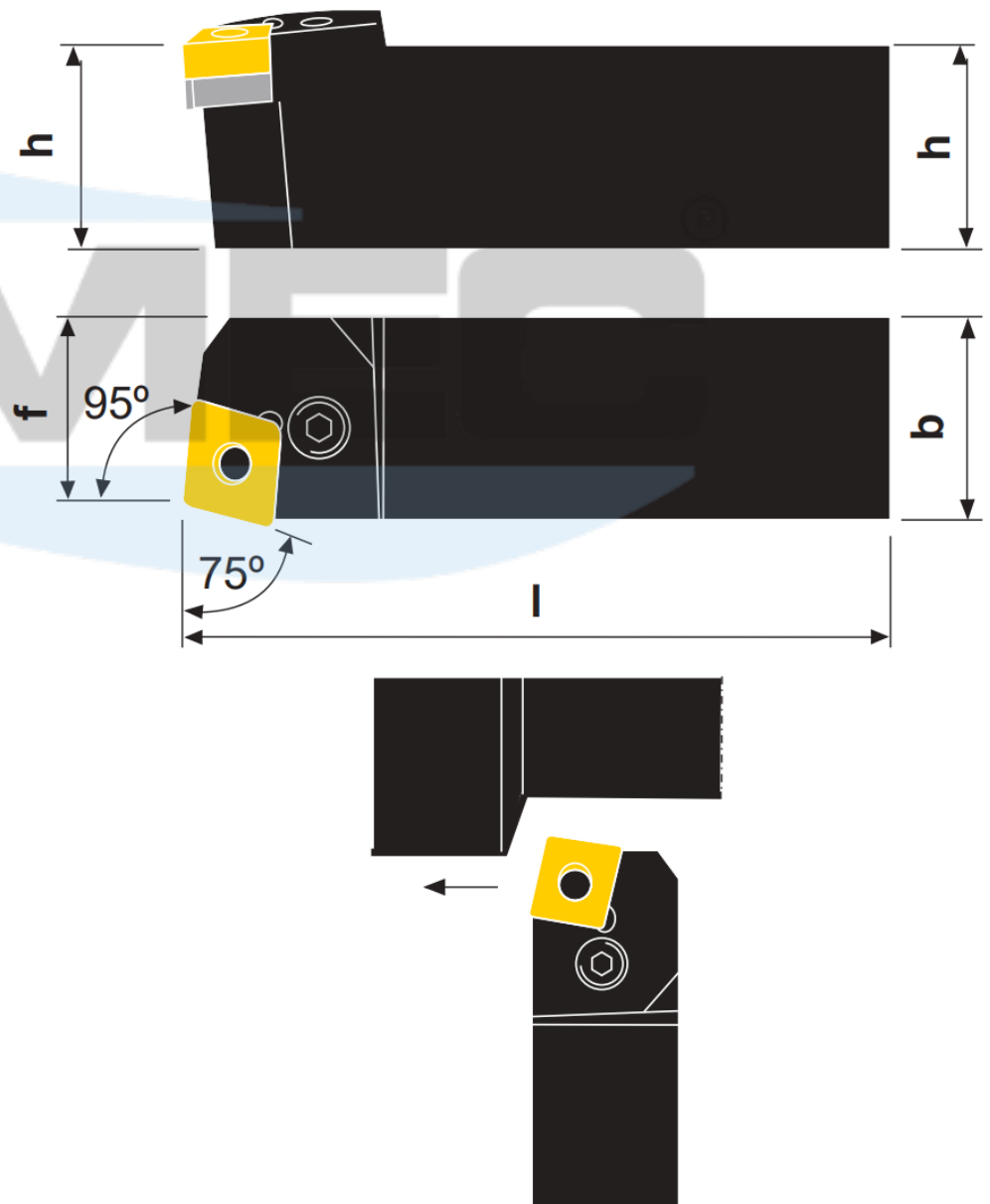



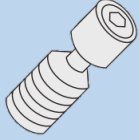
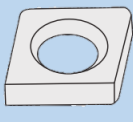
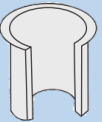

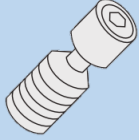
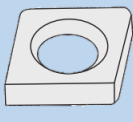
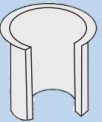


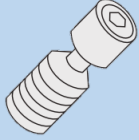
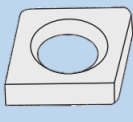
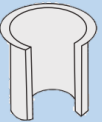


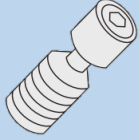
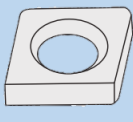
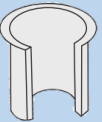



Ilustração na versão direita

Produtos	Dimensões (mm)				Pastilha	Acessórios				
	h	b	l	f			 Alavanca	 Parafuso	 Calço	 Rebite
PCBNR/L 2020 K12	20	20	125	20	CN_1204					
PCBNR/L 2525 M12	25	25	150	25						
PCBNR/L 3225 P12	32	25	170	32						
PCBNR/L 2525 M16	25	25	150	25	CN_1606					
PCBNR/L 3232 P16	32	32	170	32						
PCBNR/L 3232 P19	32	32	170	32	CN_1906					
PCBNR/L 4040 S19	40	40	250	40						

# SISTEMA DE FIXAÇÃO POR ALAVANCA

## PCKNR

Suporte para facear 75° com pastilha negativa 80° para aproveitamento do ângulo de 100°

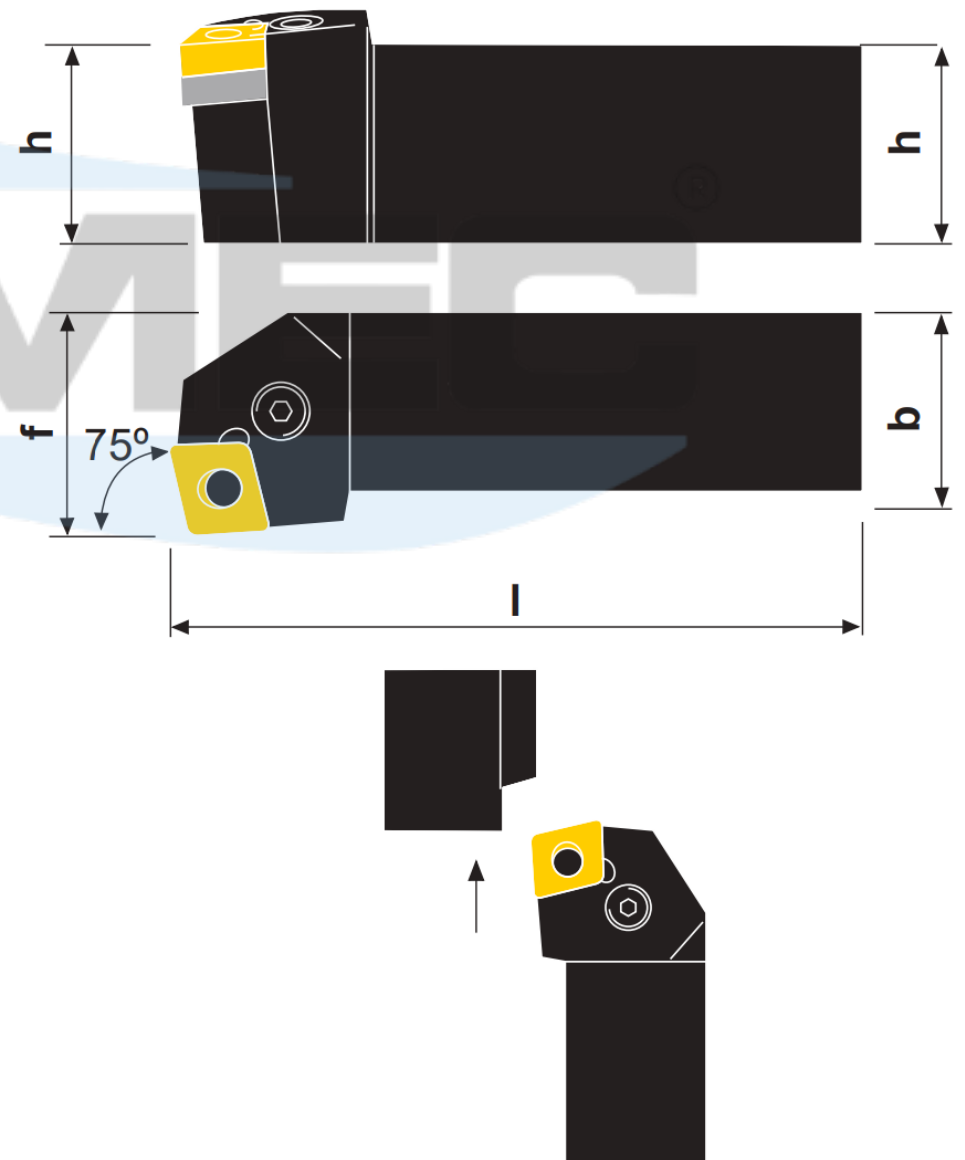


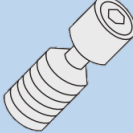
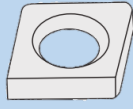
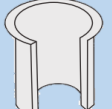

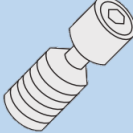
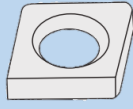
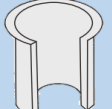
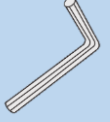

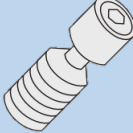
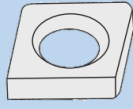
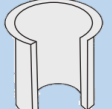
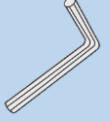

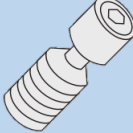
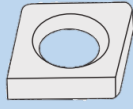
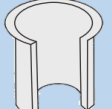
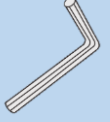


Ilustração na versão direita

Produtos	Dimensões (mm)				Pastilha	Acessórios				
	h	b	l	f			 Alavanca	 Parafuso da Alavanca	 Calço	 Rebite
PCKNR/L 2020 K12	20	20	125	17	CN_1204	 Alavanca	 Parafuso da Alavanca	 Calço	 Rebite	 Chave Allen
PCKNR/L 2525 M12	25	25	150	22						
PCKNR/L 3225 P12	32	25	170	22						
PCKNR/L 2525 M16	25	25	150	22	CN_1606	 Alavanca	 Parafuso da Alavanca	 Calço	 Rebite	 Chave Allen
PCKNR/L 3232 P16	32	32	170	27						
PCKNR/L 3232 P19	32	32	170	27	CN_1906	 Alavanca	 Parafuso da Alavanca	 Calço	 Rebite	 Chave Allen
PCKNR/L 4040 S19	40	40	250	35						

# SISTEMA DE FIXAÇÃO POR ALAVANCA

## PCLCR

Suporte para torneiar e facear 95° com pastilha negativa 80°

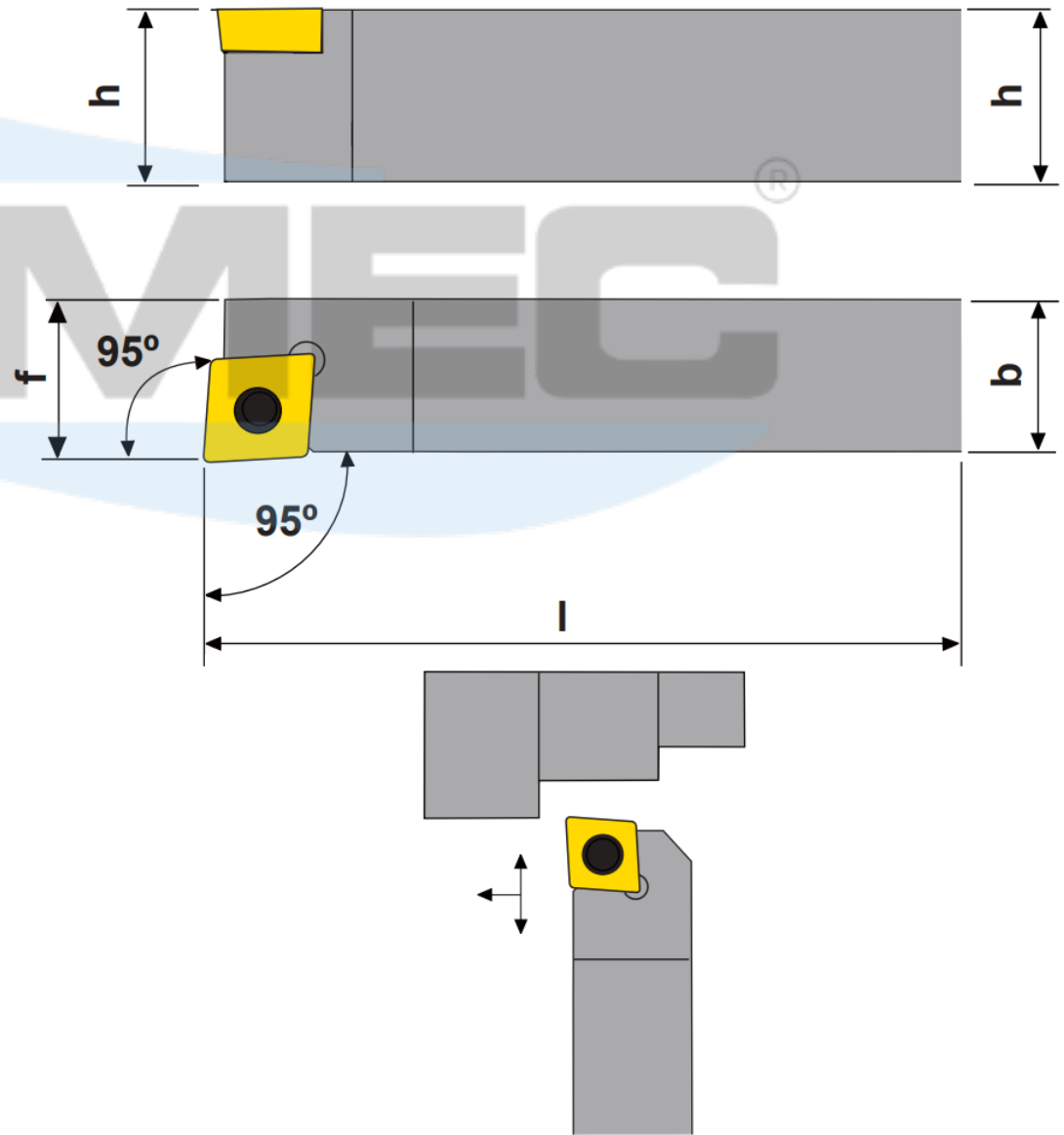


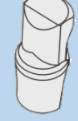
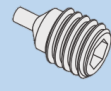


Ilustração na versão direita

Produtos	Dimensões (mm)				Pastilha	Acessórios			
	h	b	l	f					
PCLCR/L 2020 K12	8	8	150	8	CC_0602	SL PI-2	SL LV-2	SR 10400611	C - 2,0
PCLCR/L 2525 M12	10	10	150	10,2					
PCLCR/L 3225 P12	12	12	150	12,2					
PCLCR/L 2525 M16	16	16	150	16,2					
PCLCR/L 3232 P16	10	10	150	12,2	CC_09T3	SL PI-3	SL LV-3	SR 10400150	C - 2,5
PCLCR/L 3232 P19	12	12	150	12,2					
PCLCR/L 4040 S19	16	16	150	16,2					



# SISTEMA DE FIXAÇÃO POR ALAVANCA

## PCLNR

Suporte para torneiar e facear 95° com pastilha negativa 80°

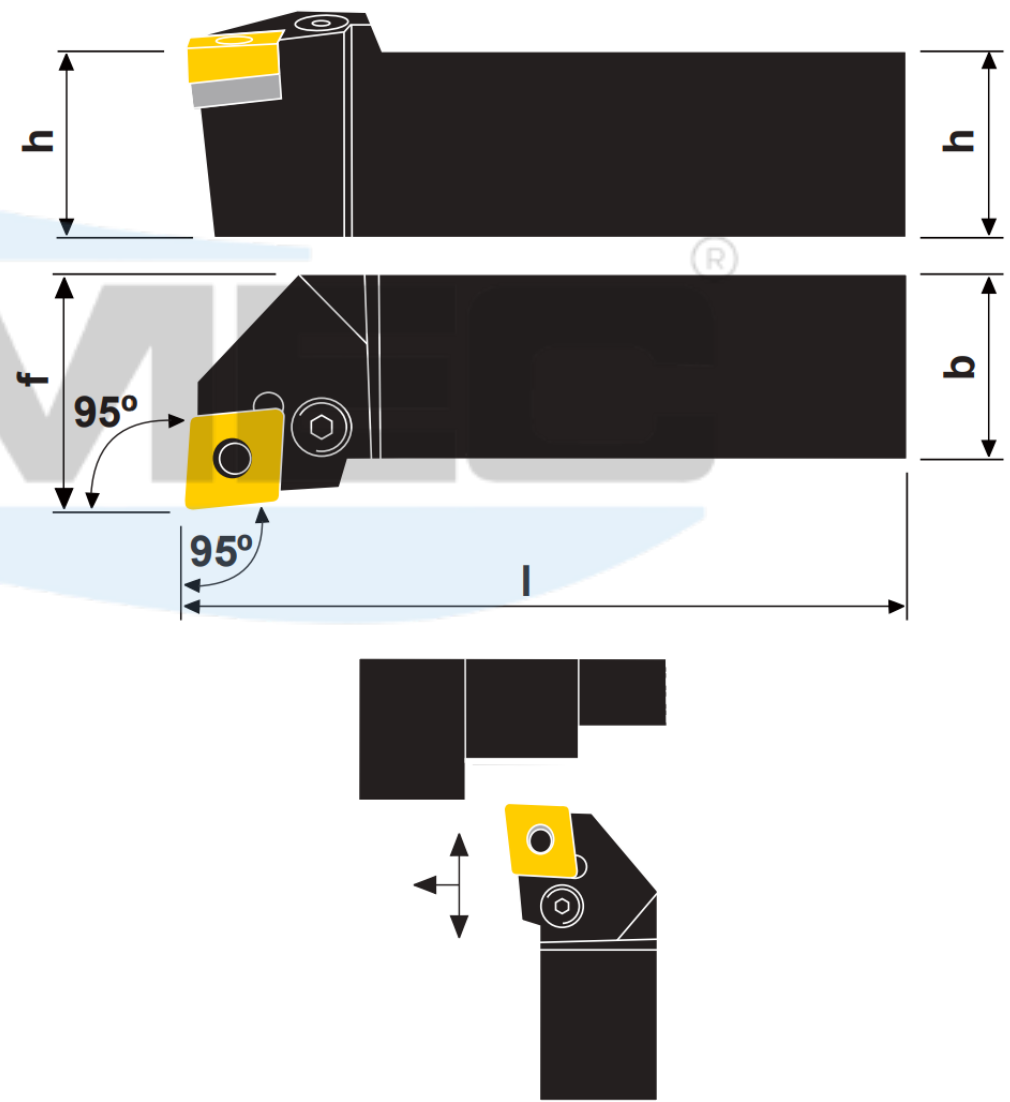


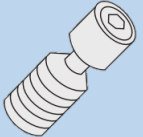

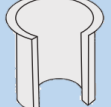

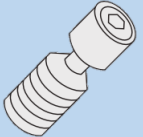

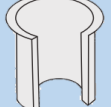


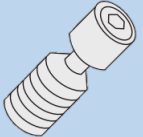

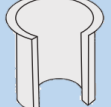


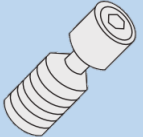

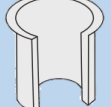


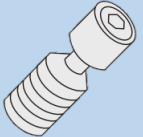

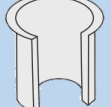



Ilustração na versão direita

Produtos	Dimensões (mm)				Pastilha	Acessórios				
	h	b	l	f			 Alavanca	 Parafuso	 Calço	 Rebite
PCLNR/L 1616 H09	16	16	100	20	CN_0903					
PCLNR/L 2020 K09	20	20	125	25						
PCLNR/L 2525 M09	25	25	150	32						
PCLNR/L 2020 K12	20	20	125	25	CN_1204					
PCLNR/L 2525 M12	25	25	150	32						
PCLNR/L 3225 P12	32	25	170	32						
PCLNR/L 2525 M16	25	25	150	32	CN_1606					
PCLNR/L 3232 P16	32	32	170	40						
PCLNR/L 3232 P19	32	32	170	40	CN_1906					
PCLNR/L 4040 S19	40	40	250	50						
PCLNR/L 5050 T19	50	50	300	60						

# SISTEMA DE FIXAÇÃO POR ALAVANCA

## PDACR

Suporte para torneiar  $91^\circ$  com pastilha negativa  $55^\circ$

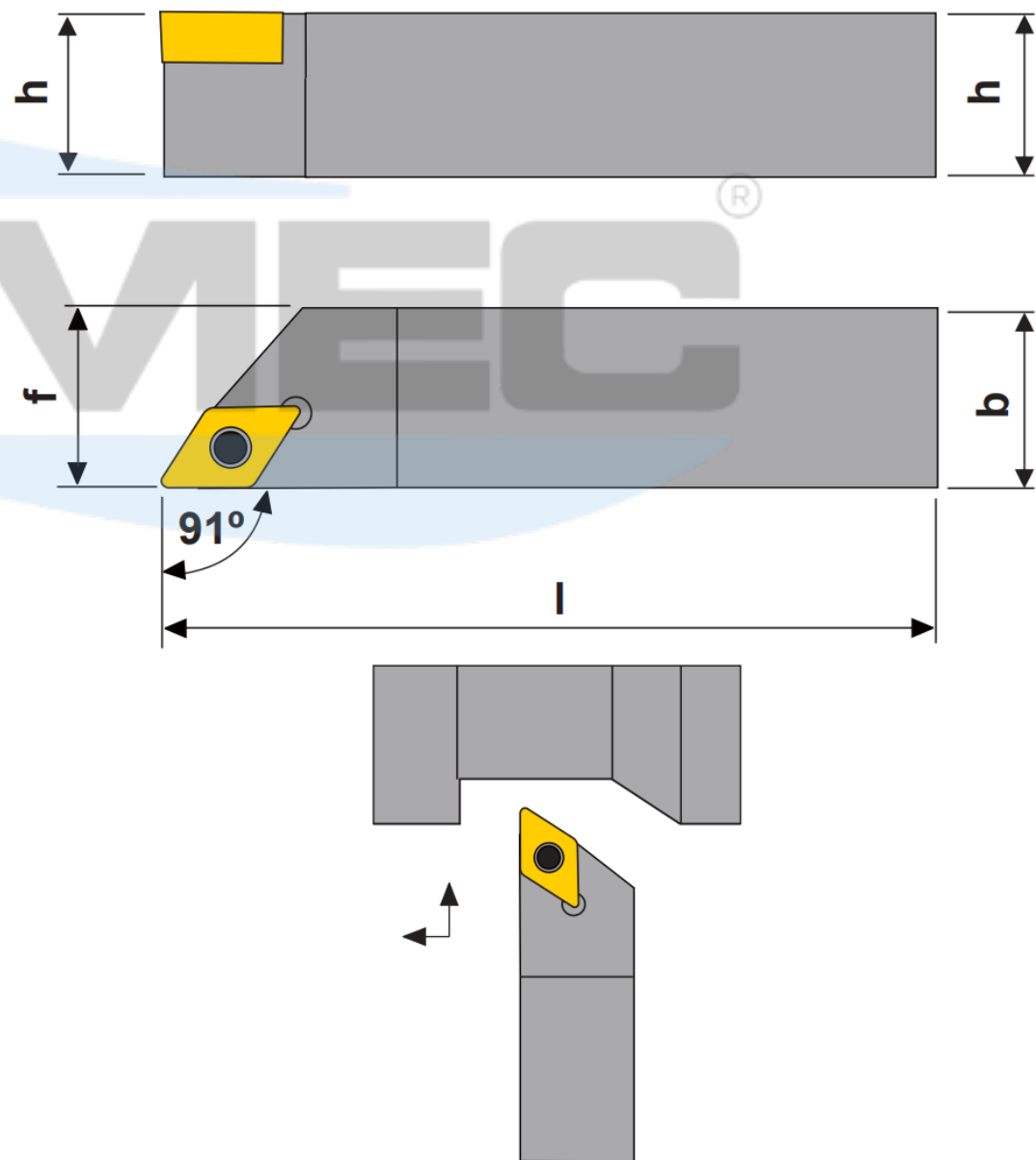


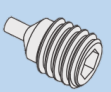




Ilustração na versão direita

Produtos	Dimensões (mm)				Pastilha 	Acessórios			
	h	b	l	f		 Alavanca	 Parafuso da Alavanca	 Pino	 Chave Allen
PDACR/L 0808M-07S	8	8	150	8	DC_0702	SL LV-2	SR 10400611	SL PI-2	C - 2,0
PDACR/L 1010M-07S	10	10	150	10,2					
PDACR/L 1212M-07S	12	12	150	12,2					
PDACR/L 1616M-07S	16	16	150	16,2					
PDACR/L 1012M-11S	10	10	150	12,2	DC_11T3	SL LV-3	SR 10400150	SL PI-3	C - 2,5
PDACR/L 1212M-11S	12	12	150	12,2					
PDACR/L 1616M-11S	16	16	150	16,2					



# SISTEMA DE FIXAÇÃO POR ALAVANCA

## PDJNR

Suporte para torneiar 93° com pastilha negativa 55°

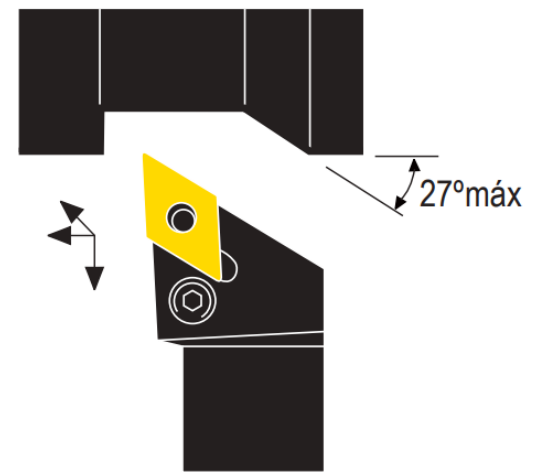
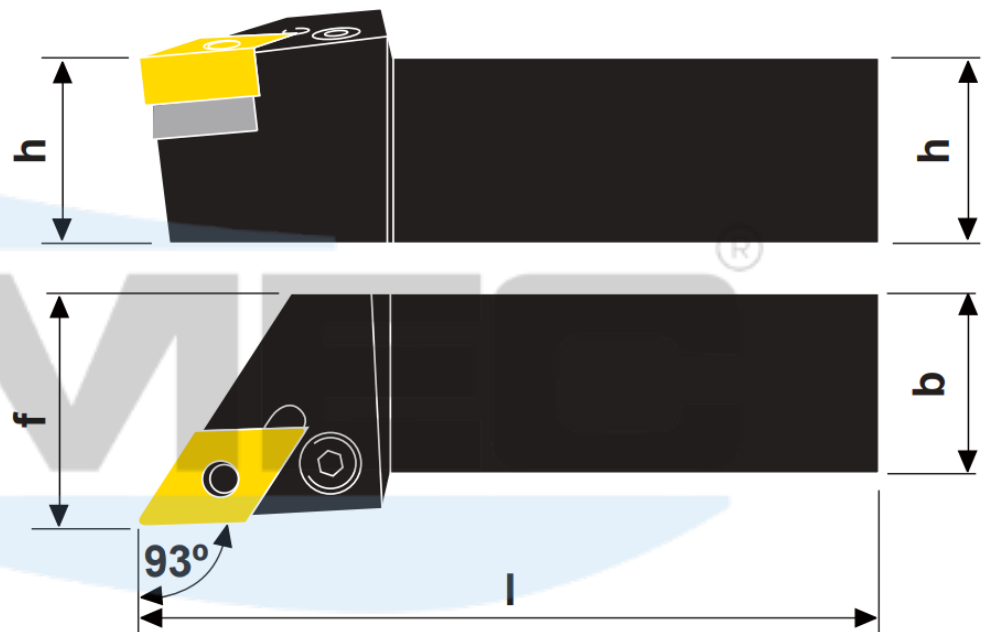



Ilustração na versão direita

Produtos	Dimensões (mm)				Pastilha	Acessórios				
	h	b	l	f		Alavanca	Parafuso	Calço	Rebite	Chave Allen
PDJNR/L 1616 H11	16	16	100	20	DN_1104	5432 001-01	174.3-820M	5322 255-01	174.3-860	C - 2,5
PDJNR/L 2020 K11	20	20	125	25						
PDJNR/L 2525 M11	25	25	150	32						
PDJNR/L 2020 K15	20	20	125	25	DN_1506	174.3-847M	174.3-830	171.35-851M	174.3-861	C - 3,0
PDJNR/L 2525 M15	25	25	150	32						
PDJNR/L 3225 P15	32	25	170	32						
PDJNR/L 3232 P15	32	32	170	40						
PDJNR/L 4025 R15	40	25	200	28,7						
PDJNR/L 5032 R15	50	32	200	35						

# SISTEMA DE FIXAÇÃO POR ALAVANCA

## PDNNN

Suporte neutro para torneiar  $62^{\circ}30'$  com pastilha negativa  $55^{\circ}$

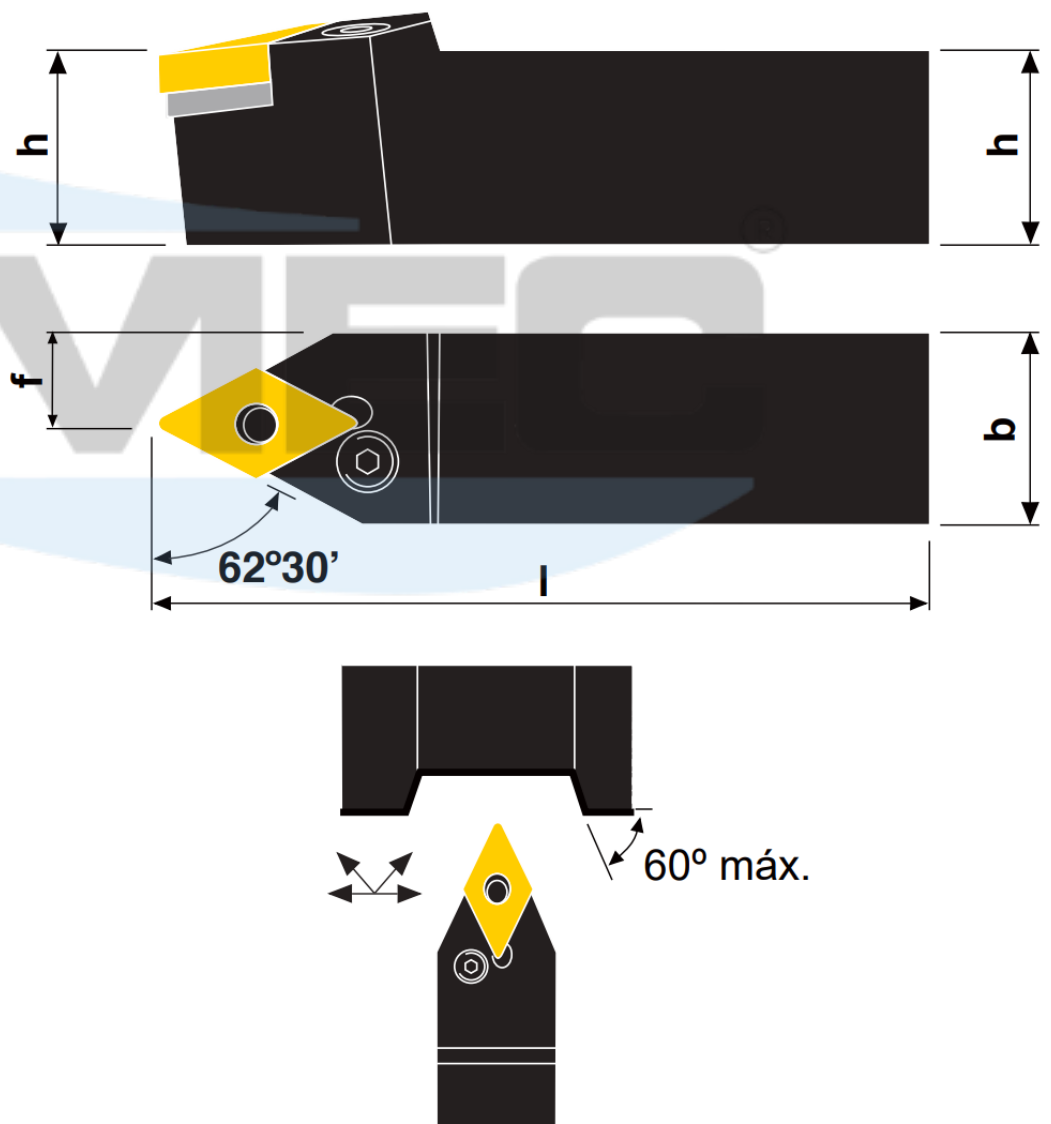


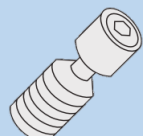
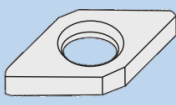
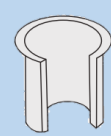
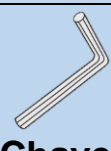


Ilustração na versão direita

Produtos	Dimensões (mm)				Pastilha	Acessórios				
	h	b	l	f		Alavanca	Parafuso	Calço	Rebite	Chave Allen
PDNNN 1616 H11	16	16	100	8,0	 DN_1104	 5432 001-01	 174.3-820M	 5322.255-01	 174.3-860	 C - 2,5
PDNNN 2020 K11	20	20	125	10						
PDNNN 2525 M11	25	25	150	12,5						
PDNNN 2020 K15	20	20	125	10	DN_1506	174.3-847M	174.8-830	171.35-850M	174.3-861	C - 3,0
PDNNN 2525 M15	25	25	150	12,5						
PDNNN 3232 P15	32	25	170	12,5						
PDNNN 4025 P15	40	25	170	12,5						

# SISTEMA DE FIXAÇÃO POR ALAVANCA

## PRGCR

Suporte para tornear e facear com pastilha positiva redonda

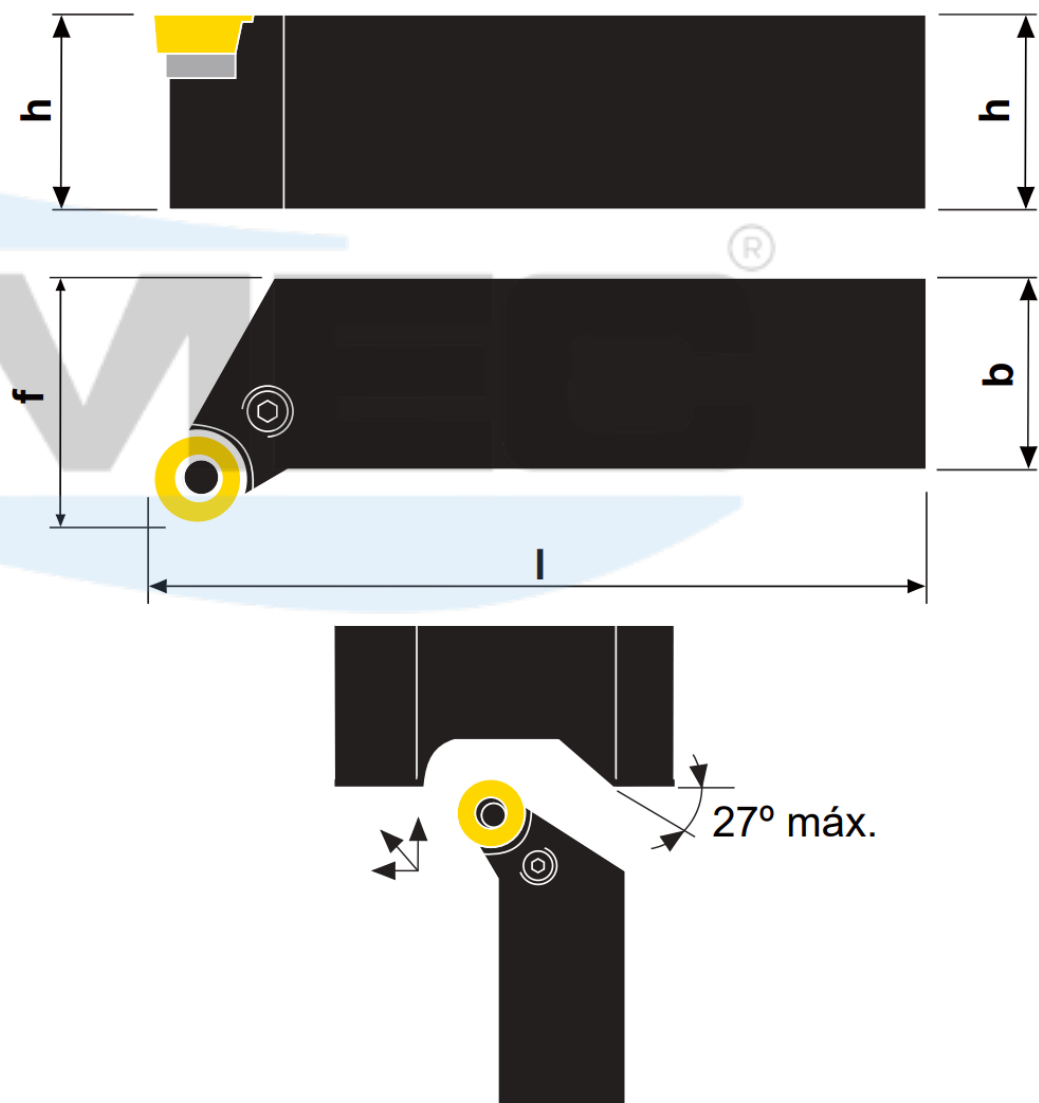


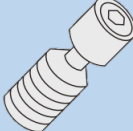

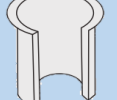


Ilustração na versão direita

Produtos	Dimensões (mm)				Pastilha	Acessórios				
	h	b	l	f			 Alavanca	 Parafuso	 Calço	 Rebite
PRGCR/L 2020 K10	20	20	125	25	RC_100300	176.39-840	174.3-834	176.39-850	174.3-860	C - 5/64
PRGCR/L 2525 M10	25	25	150	32						
PRGCR/L 2020 K12	20	20	125	25	RC_120400	5432 005-01	174.3-820M	176.39-851	174.3-863	C - 2,5
PRGCR/L 2525 M12	25	25	150	32						
PRGCR/L 3225 P12	32	25	170	32						
PRGCR/L 2525 M16	25	25	150	32	RC_160600	176.39-842	174.3-833	176.39-852	174.3-867	C - 3,0
PRGCR/L 3225 P16	32	25	170	32						
PRGCR/L 3232 P20	32	32	170	40	RC_200600	176.39-843	174.3-825	176.39-853	174.3-864	C - 3,0
PRGCR/L 4040 S25	40	40	250	50	RC_250700	176.39-844	174.3-832	176.39-854	174.3-862	C - 4,0
PRGCR/L 5050 T25	50	50	300	60						
PRGCR/L 5050 T32	50	50	300	60	RC_320900	176.39-845	174.3-827	176.39-855	174.3-865	C - 5,0

# SISTEMA DE FIXAÇÃO POR ALAVANCA

## PRGNR

Suporte para torneiar e facear com pastilha negativa redonda

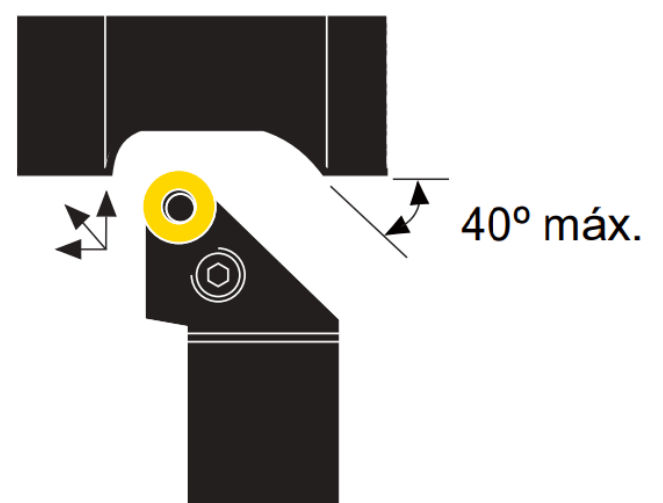
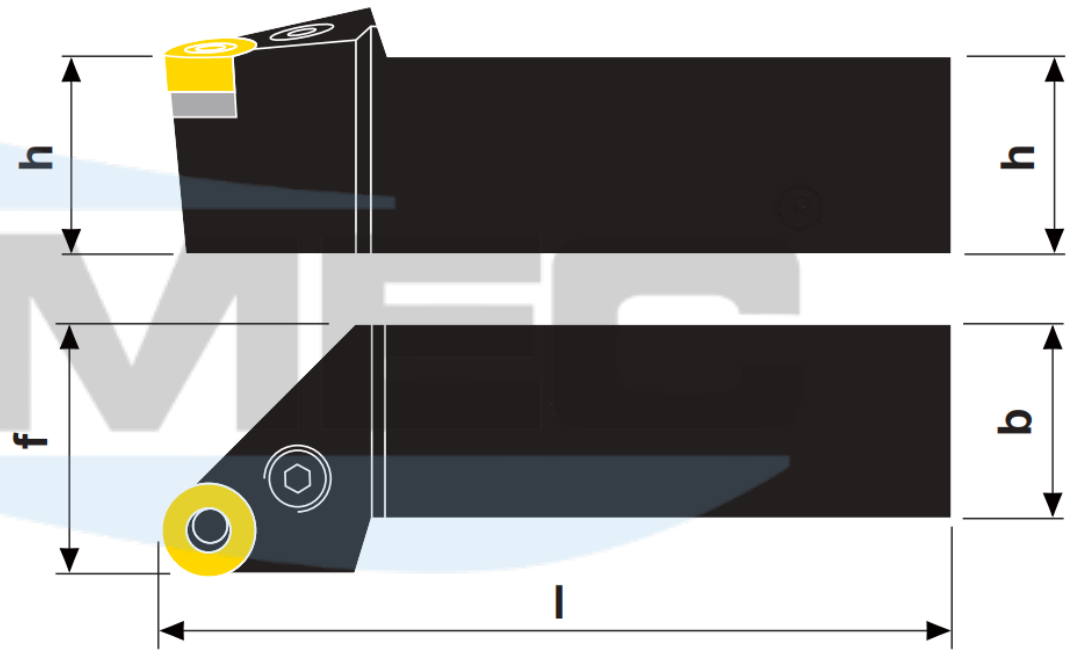



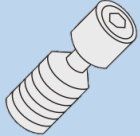

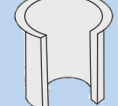


Ilustração na versão direita

Produtos	Dimensões (mm)				Pastilha	Acessórios				
	h	b	l	f			 Alavanca	 Parafuso	 Calço	 Rebite
PRGNR/L 2020 K12	20	20	125	25	RN_120400	174.3-841M	174.3-821	176.6-851M	174.3-861	C - 3,0
PRGNR/L 2525 M12	25	25	150	32						
PRGNR/L 3232 P15	32	32	170	40	RN_150600	174.3-843M	174.3-825	176.6-854M	174.3-864	C - 3,0
PRGNR/L 3232 P19	32	32	170	40	RN_190600	174.3-842M	174.3-822M	176.6-852M	174.3-862	C - 4,0
PRGNR/L 4040 S25	40	40	250	50	RN_250900	174.3-844M	174.3-827	176.6-853M	174.3-865	C - 5,0



# SISTEMA DE FIXAÇÃO POR ALAVANCA

## N176.39

Suporte neutro para torneiar e facear com pastilha positiva redonda

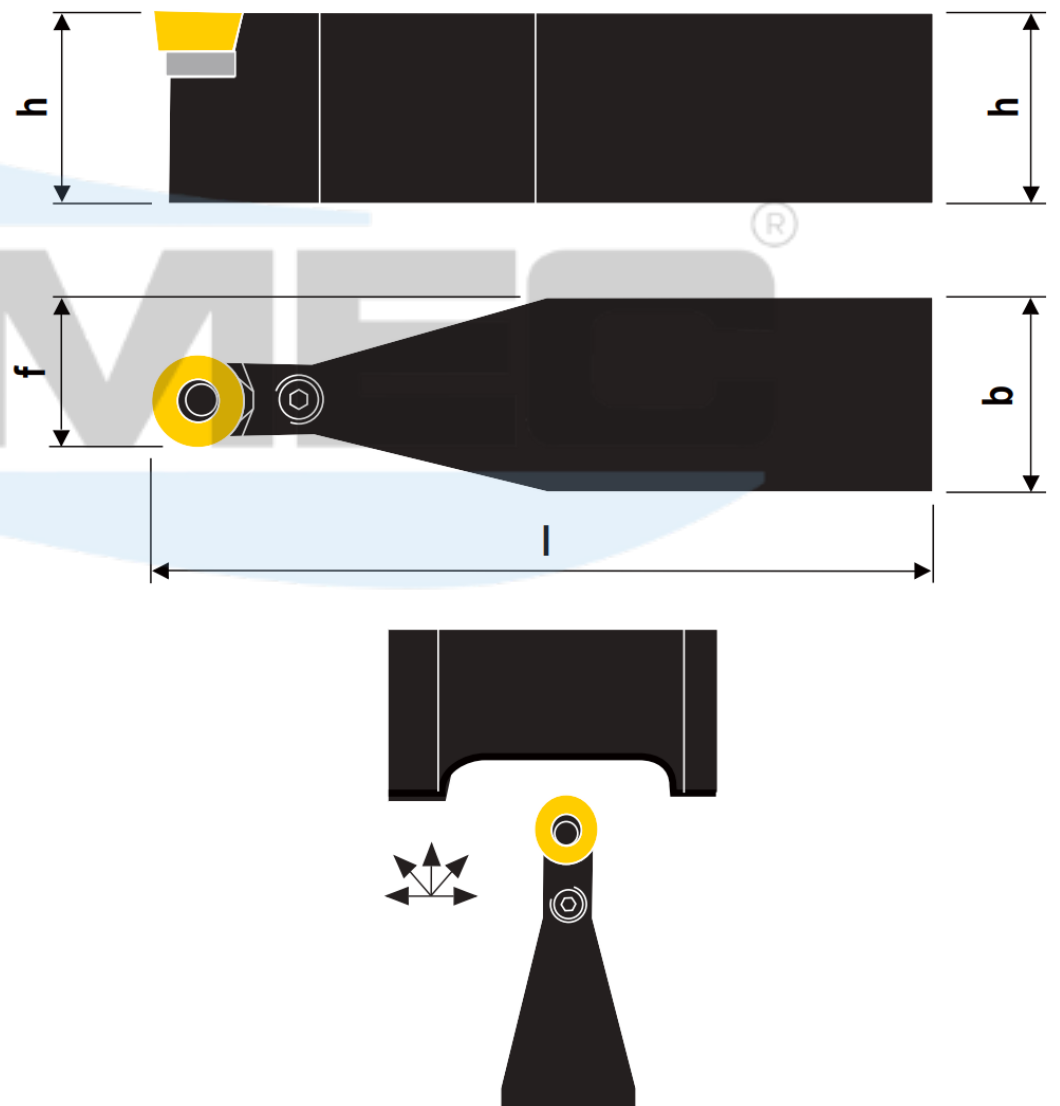


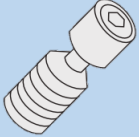

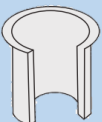


Ilustração na versão direita

Produtos	Dimensões (mm)				Pastilha	Acessórios				
	h	b	l	f			 Alavanca	 Parafuso	 Calço	 Rebite
N176.39 - 2020-10	20	20	150	15	RC_100300	176.39-840	174.3-834	176.39-850	174.3-860	C - 5/64
N176.39 - 2525-10	25	25	150	17,5						
N176.39 - 2020-12	20	20	150	16	RC_120400	5432 005-01	174.3-820M	176.39-851	174.3-863	C - 2,5
N176.39 - 2525-12	25	25	150	18,5						
N176.39 - 3225-12	32	25	180	18,5						
N176.39 - 3225-16	32	25	180	20,5	RC_160600	176.39-842	174.3-833	176.39-852	174.3-867	C - 2,5
N176.39 - 3232-20	32	32	180	26	RC_200600	176.39-843	174.3-825	176.39-853	174.3-864	C - 3,0
N176.39 - 4040-20	40	40	300	30						
N176.39 - 4040-25	40	40	300	32,5	RC_250700	176.39-844	174.3-832	176.39-854	174.3-862	C - 4,0
N176.39 - 5050-25	50	50	350	37,5						
N176.39 - 5050-32	50	50	350	41	RC_320900	176.39-845	174.3-827	176.39-855	174.3-865	C - 5,0

# SISTEMA DE FIXAÇÃO POR ALAVANCA

## PSBNR

Suporte para tornear 75° com pastilha negativa quadrada

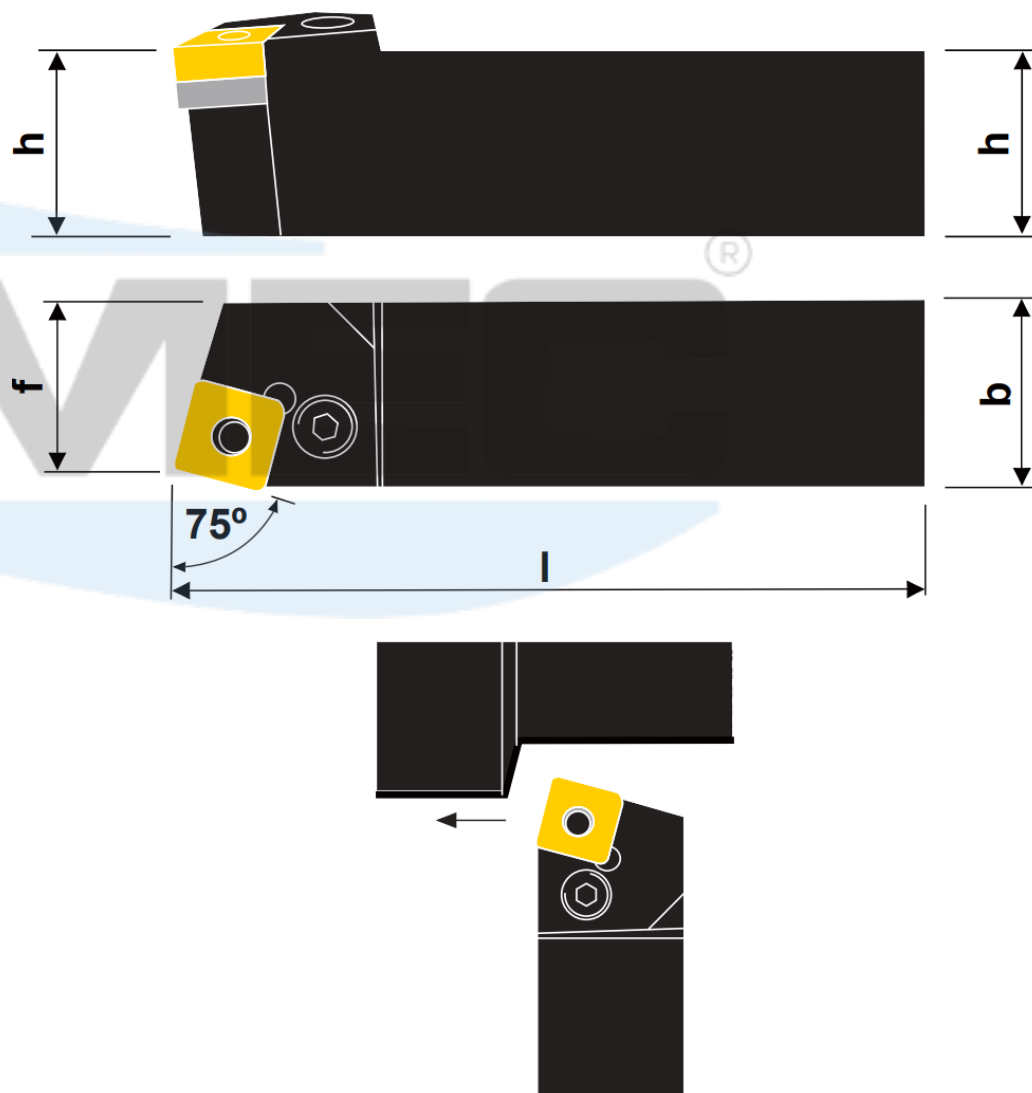



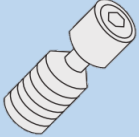
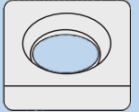

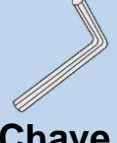

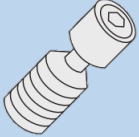
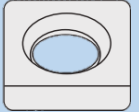

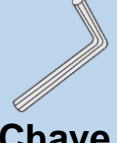

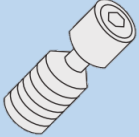
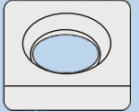

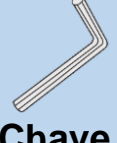

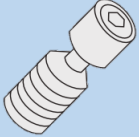
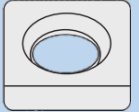

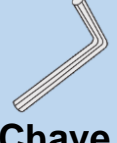

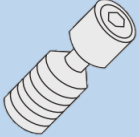
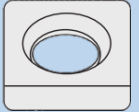

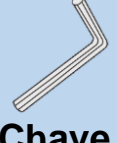

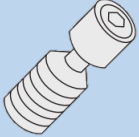
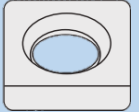

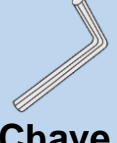


Ilustração na versão direita

Produtos	Dimensões (mm)				Pastilha	Acessórios									
	h	b	l	f			 Alavanca	 Parafuso	 Calço	 Rebite	 Chave Allen				
PSBNR/L 1616 H09	16	16	100	13	SN_0903	 Alavanca	 Parafuso	 Calço	 Rebite	 Chave Allen					
PSBNR/L 2020 K09	20	20	125	17							174.3-840M	174.3-820M	174.3-850	174.3-863	C - 2,5
PSBNR/L 2020 K12	20	20	125	17	SN_1204	 Alavanca	 Parafuso	 Calço	 Rebite	 Chave Allen					
PSBNR/L 2525 M12	25	25	150	22							174.3-841M	174.3-821	174.3-851M	174.3-861	C - 3,0
PSBNR/L 3225 P12	32	25	170	22	SN_1506	 Alavanca	 Parafuso	 Calço	 Rebite	 Chave Allen					
PSBNR/L 2525 M15	25	25	150	22							438.3-840	438.3-831	174.3-857	174.3-864	C - 3,0
PSBNR/L 3232 P15	32	32	170	27	SN_1906	 Alavanca	 Parafuso	 Calço	 Rebite	 Chave Allen					
PSBNR/L 3232 P19	32	32	170	27							174.3-842M	174.3-822M	174.3-852M	174.3-862	C - 4,0
PSBNR/L 4040 S19	40	40	250	35	SN_2507	 Alavanca	 Parafuso	 Calço	 Rebite	 Chave Allen					
PSBNR/L 4040 S25	40	40	250	35							174.3-844M	174.3-827	174.3-853M	174.3-865	C - 5,0
PSBNR/L 5050 T25	50	50	300	43											

# SISTEMA DE FIXAÇÃO POR ALAVANCA

## PSDNN

Suporte neutro para torneiar 45° com pastilha negativa quadrada

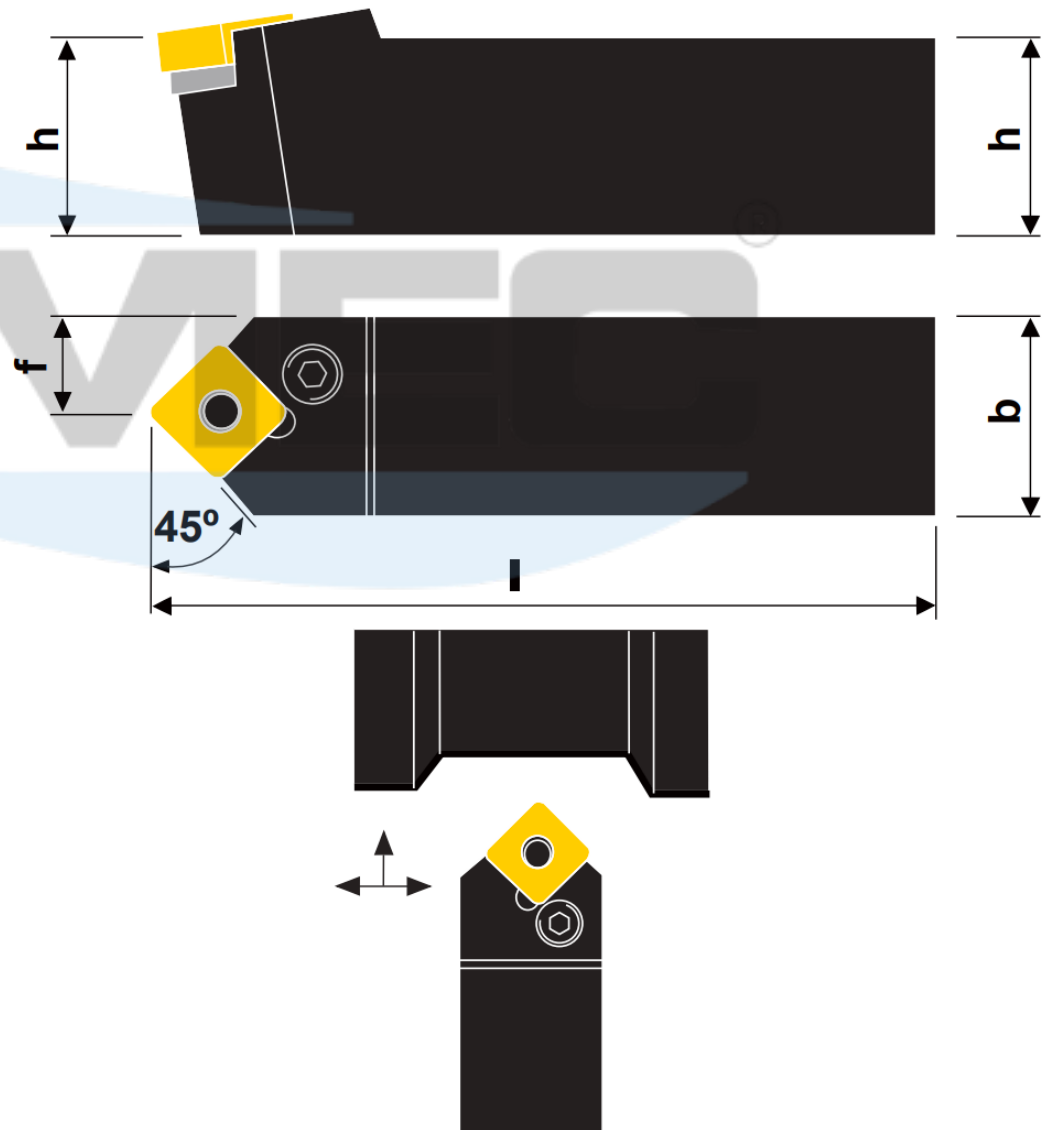



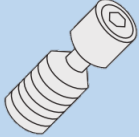
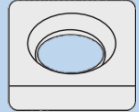
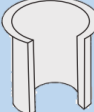

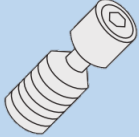

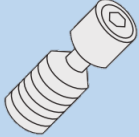

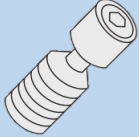

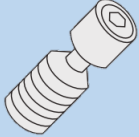

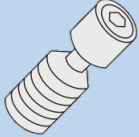


Ilustração na versão direita

Produtos	Dimensões (mm)				Pastilha	Acessórios				
	h	b	l	f			 Alavanca	 Parafuso	 Calço	 Rebite
PSDNN 1010 E09	10	10	70	5,3	SN_0903	 Alavanca	 Parafuso	-	-	C - 5/64
PSDNN 1212 F09	12	12	80	6,3						
PSDNN 1616 H09	16	16	100	8,3	SN_0903	 Alavanca	 Parafuso	174.2-850	174.3-863	C - 2,5
PSDNN 2020 K09	20	20	125	10,3						
PSDNN 2020 K12	20	20	125	10,3	SN_1204	 Alavanca	 Parafuso	174.2-851M	174.3-861	C - 3,0
PSDNN 2525 M12	25	25	150	12,8						
PSDNN 3232 P12	32	32	170	16,5						
PSDNN 3232 P19	32	32	170	16,5	SN_1906	 Alavanca	 Parafuso	174.3-852M	174.3-862	C - 4,0
PSDNN 4040 S19	40	40	250	21						
PSDNN 4040 S25	40	40	250	21	SN_2507	 Alavanca	 Parafuso	174.3-853M	174.3-865	C - 5,0
PSDNN 5050 T25	50	50	300	26						



# SISTEMA DE FIXAÇÃO POR ALAVANCA

## PSKNR

Suporte para facear 75° com pastilha negativa quadrada

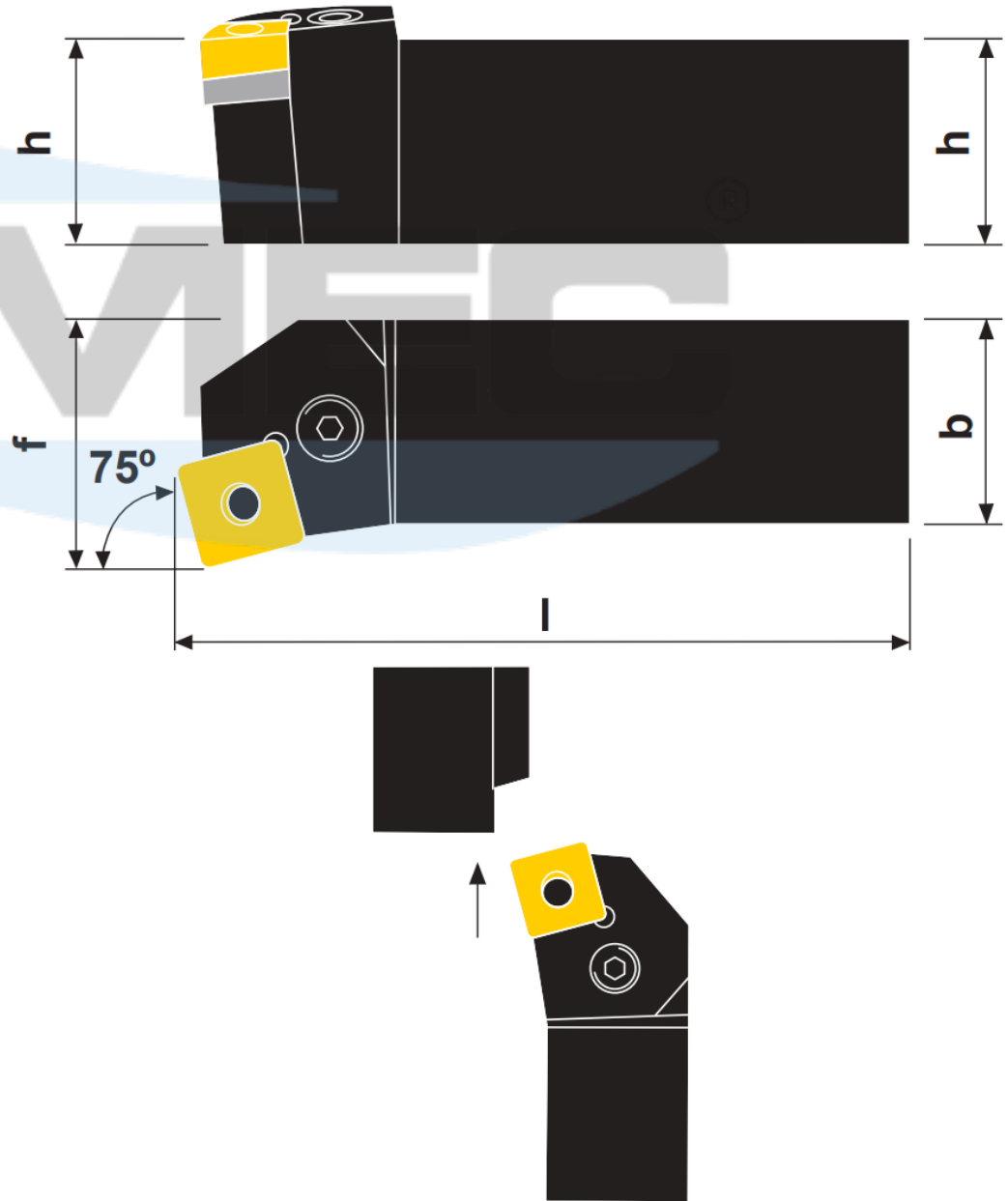


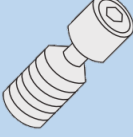
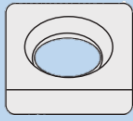
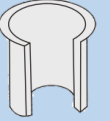


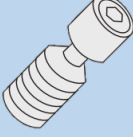
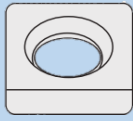
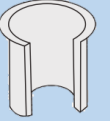


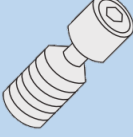
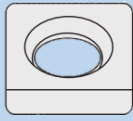
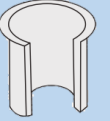


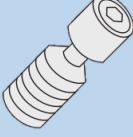
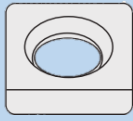
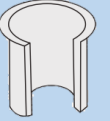


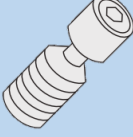
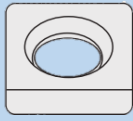
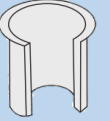


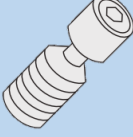
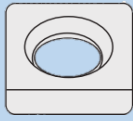
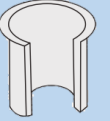



Ilustração na versão direita

Produtos	Dimensões (mm)				Pastilha	Acessórios				
	h	b	l	f						
PSKNR/L 1616 H09	16	16	100	20	SN_0903					
PSKNR/L 2020 K09	20	20	125	25						
PSKNR/L 2020 K12	20	20	125	25	SN_1204					
PSKNR/L 2525 M12	25	25	150	32						
PSKNR/L 3225 P12	32	25	170	32	SN_1906					
PSKNR/L 3232 P19	32	32	170	40						
PSKNR/L 4040 S19	40	40	250	50	SN_2507					
PSKNR/L 4040 S25	40	40	250	50						
PSKNR/L 5050 T25	50	50	300	60						

# SISTEMA DE FIXAÇÃO POR ALAVANCA

## PSSNR

Suporte para torneiar e facear 45° com pastilha negativa quadrada

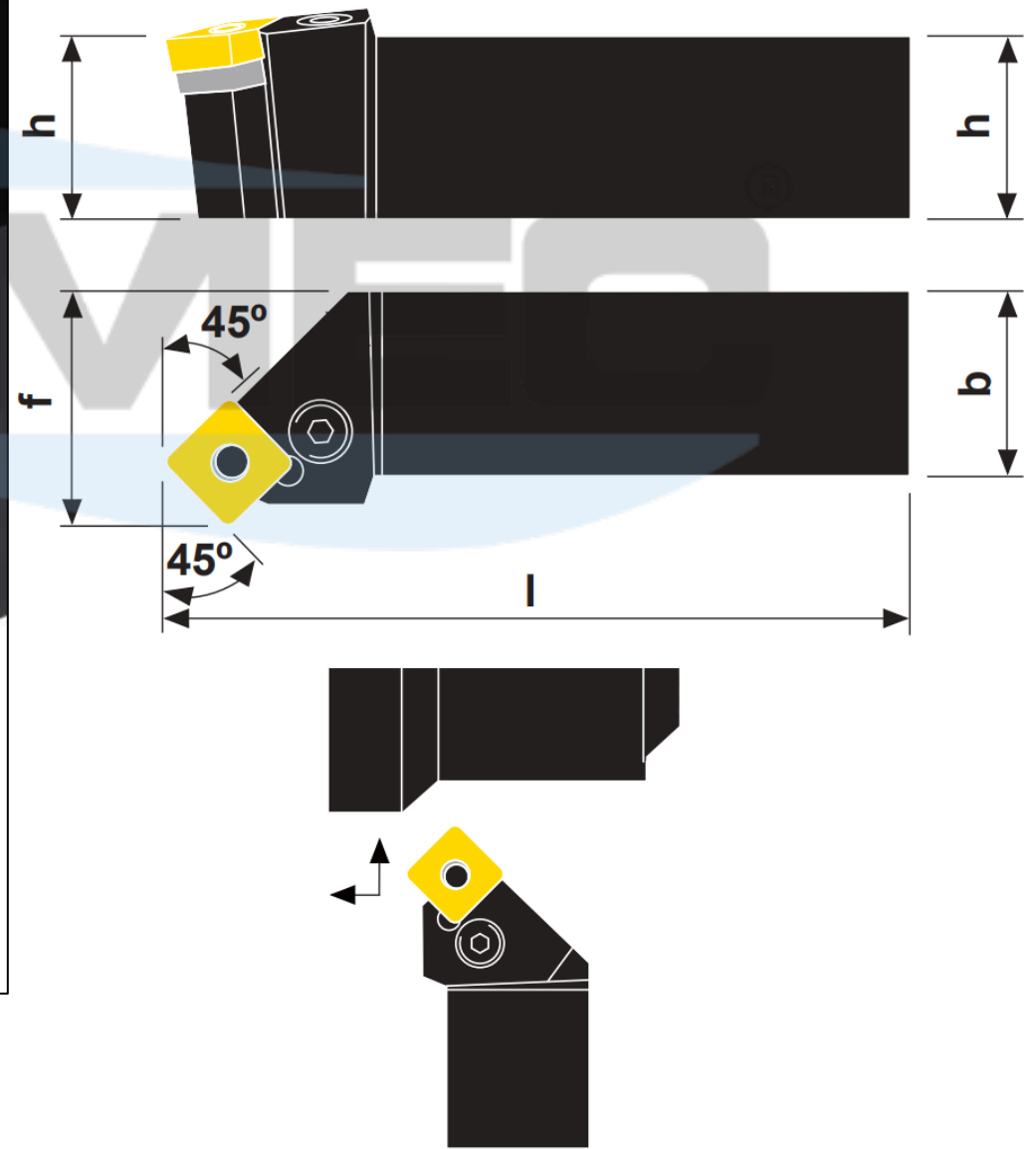

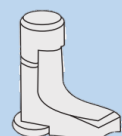
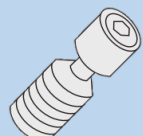
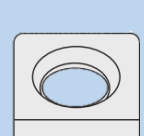
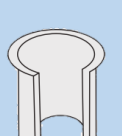

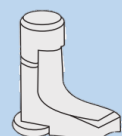
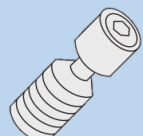
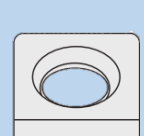
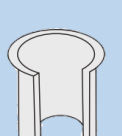

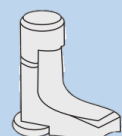
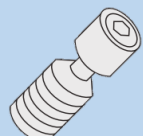
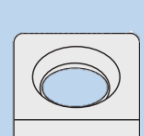
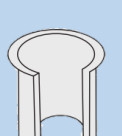

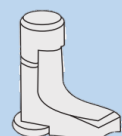
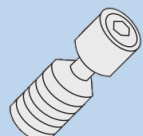
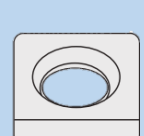
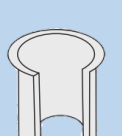

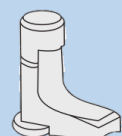
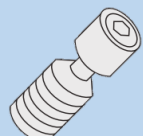
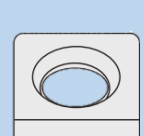
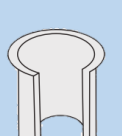



Ilustração na versão direita

Produtos	Dimensões (mm)				Pastilha	Acessórios				
	h	b	l	f						
PSSNR/L 1616 H09	16	16	100	20	SN_0903					
PSSNR/L 2020 K09	20	20	125	25						
PSSNR/L 2020 K12	20	20	125	25	SN_1204					
PSSNR/L 2525 M12	25	25	150	32						
PSSNR/L 3225 P12	32	25	170	32						
PSSNR/L 3232 P19	32	32	170	40	SN_1906					
PSSNR/L 4040 S19	40	40	250	50						
PSSNR/L 4040 S25	40	40	250	50	SN_2507					
PSSNR/L 5050 T25	50	50	300	60						

# SISTEMA DE FIXAÇÃO POR ALAVANCA

## PTFNR

Suporte para facear 91° com pastilha negativa triangular

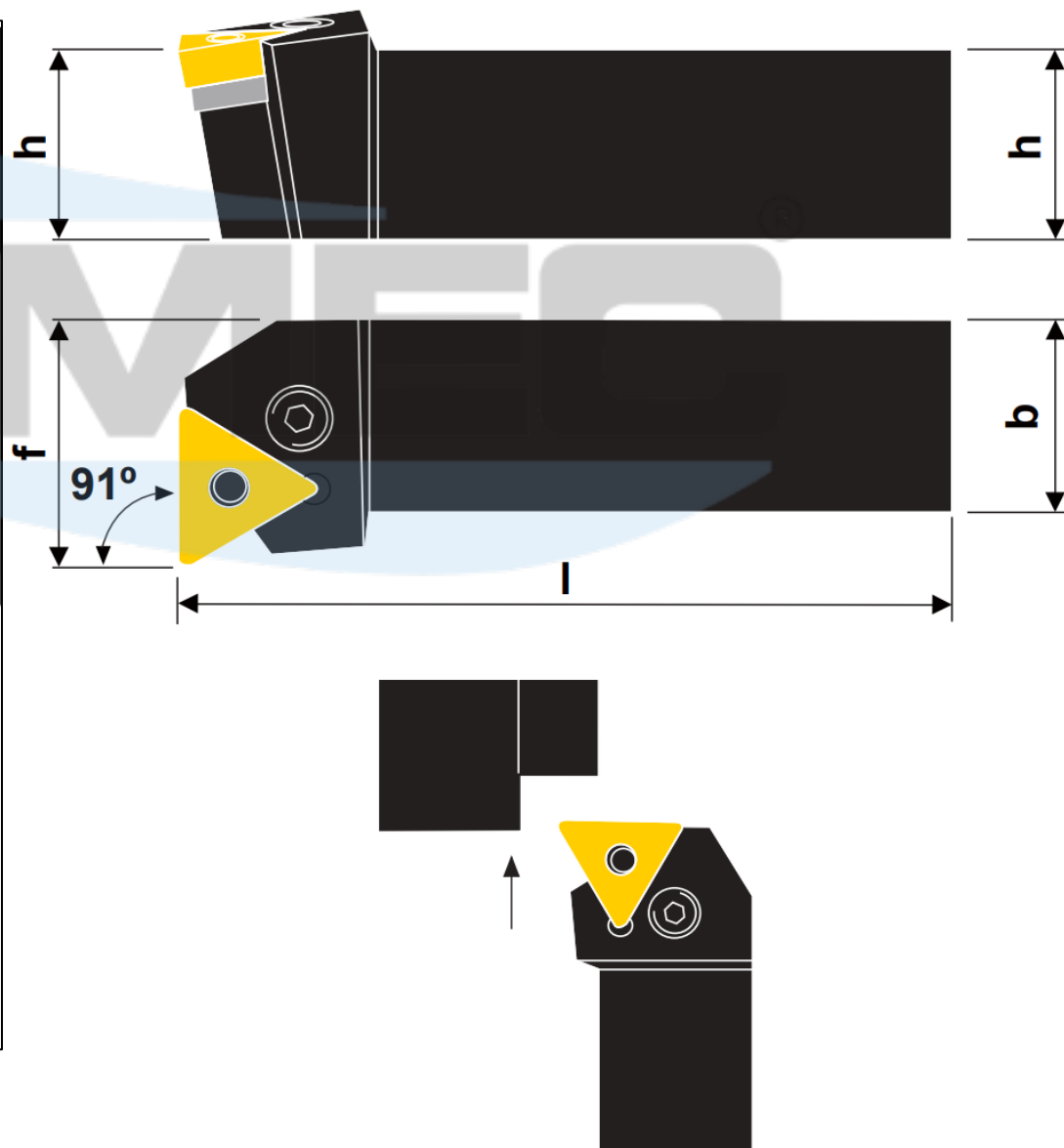


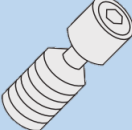
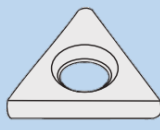
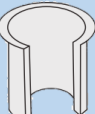
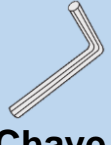

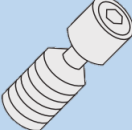
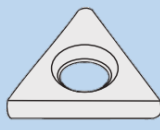
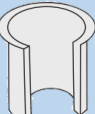
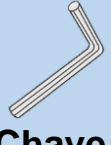

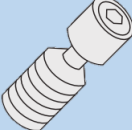
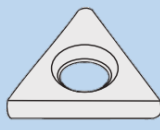
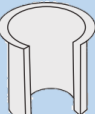
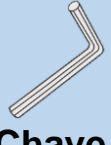

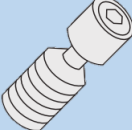
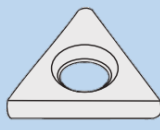
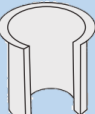
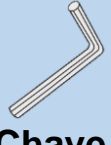

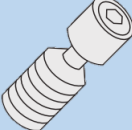
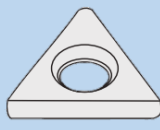
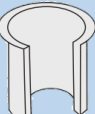
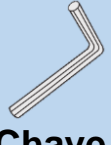


Ilustração na versão direita

Produtos	Dimensões (mm)				Pastilha	Acessórios									
	h	b	l	f			 Alavanca	 Parafuso	 Calço	 Rebite	 Chave Allen				
PTFNR/L 1010 E11	10	10	70	15	TN_1103										
PTFNR/L 1212 F11	12	12	80	16							174.3-846-1	174.3-829	-	-	C - 5/64
PTFNR/L 1616 H16	16	16	100	20	TN_1604										
PTFNR/L 2020 K16	20	20	125	25							174.3-840M	174.3-820M	179.3-850M	174.3-860	C - 2,5
PTFNR/L 2525 M16	25	25	150	32							174.3-841M	174.3-821	179.3-852M	174.3-861	C - 3,0
PTFNR/L 3225 P16	32	25	170	32	TN_2204										
PTFNR/L 2525 M22	25	25	150	32							174.3-843M	174.3-825	179.3-854M	174.3-864	C - 3,0
PTFNR/L 3225 P22	32	25	170	32	TN_2706										
PTFNR/L 3232 P22	32	32	170	40							174.3-843M	174.3-825	179.3-854M	174.3-864	C - 3,0
PTFNR/L 4040 S27	40	40	250	50	TN_2706	174.3-843M	174.3-825	179.3-854M	174.3-864	C - 3,0					

# SISTEMA DE FIXAÇÃO POR ALAVANCA

## PTGNR

Suporte para torneiar 91° com pastilha negativa triangular

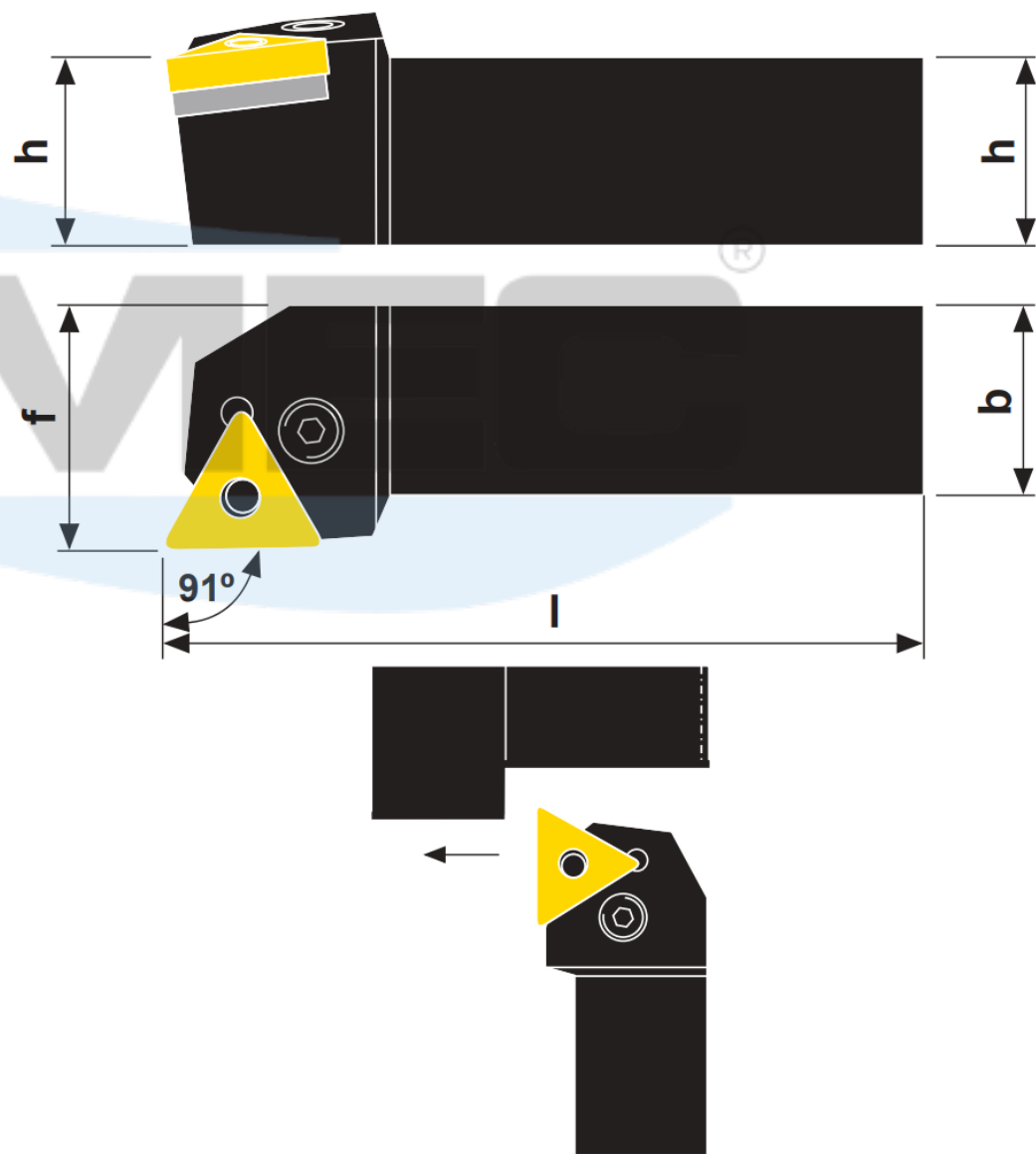
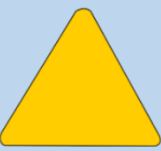

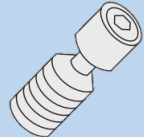
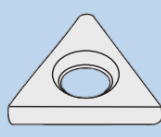
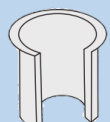
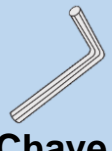


Ilustração na versão direita

Produtos	Dimensões (mm)				Pastilha	Acessórios				
	h	b	l	f		 Alavanca	 Parafuso	 Calço	 Rebite	 Chave Allen
PTGNR/L 1010 E11	10	10	70	15	TN_1103	174.3-846-1	174.3-829	-	-	C - 5/64
PTGNR/L 1212 F11	12	12	80	16						
PTGNR/L 1616 H11	16	16	100	20						
PTGNR/L 1616 H16	16	16	100	20	TN_1604	174.3-840M	174.3-820M	179.3-850M	174.3-860	C - 2,5
PTGNR/L 2020 K16	20	20	125	25						
PTGNR/L 2525 M16	25	25	150	32						
PTGNR/L 3225 P16	32	25	170	32	TN_2204	174.3-841M	174.3-821	179.3-852M	174.3-861	C - 3,0
PTGNR/L 2525 M22	25	25	150	32						
PTGNR/L 3225 P22	32	25	170	32						
PTGNR/L 3232 P22	32	32	170	40	TN_2706	174.3-843M	174.3-825	179.3-854M	174.3-864	C - 3,0
PTGNR/L 4040 S27	40	40	250	50						

# SISTEMA DE FIXAÇÃO POR ALAVANCA

## PTTNR

Suporte para torneiar 60° com pastilha negativa triangular

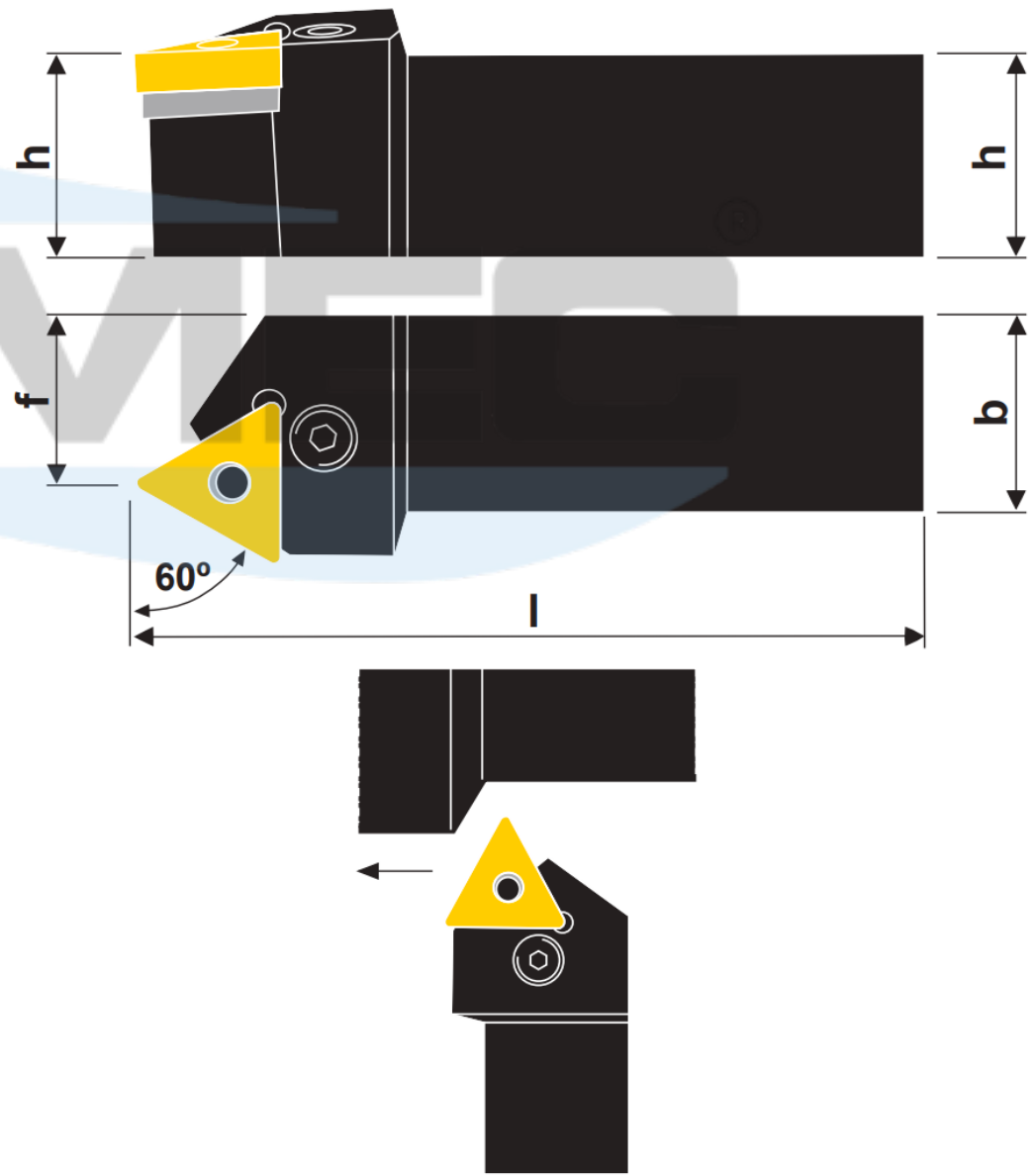


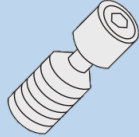
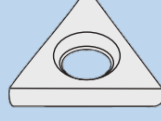
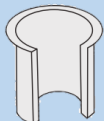
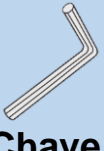

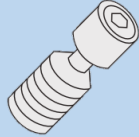
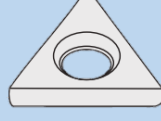
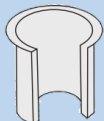
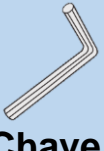

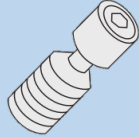
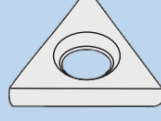
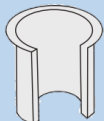
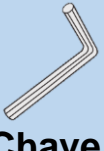

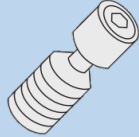
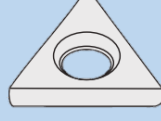
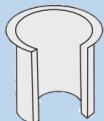
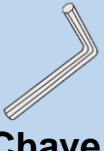


Ilustração na versão direita

Produtos	Dimensões (mm)				Pastilha	Acessórios									
	h	b	l	f			 Alavanca	 Parafuso	 Calço	 Rebite	 Chave Allen				
PTTNR/L 1212 F11	12	12	80	11	TN_1103										
PTTNR/L 1616 H11	16	16	100	13							174.3-846-1	174.3-829	-	-	C - 5/64
PTTNR/L 1616 H16	16	16	100	13	TN_1604										
PTTNR/L 2020 K16	20	20	125	17							174.3-840M	174.3-820M	179.3-850M	174.3-860	C - 2,5
PTTNR/L 2525 M16	25	25	150	22							174.3-841M	174.3-821	179.3-852M	174.3-861	C - 3,0
PTTNR/L 3225 P16	32	25	170	22	TN_2204										
PTTNR/L 2525 M22	25	25	150	22							174.3-841M	174.3-821	179.3-852M	174.3-861	C - 3,0
PTTNR/L 3225 P22	32	25	170	22											



# SISTEMA DE FIXAÇÃO POR ALAVANCA

## PVACR

Suporte para torneiar 91° com pastilha negativa triangular

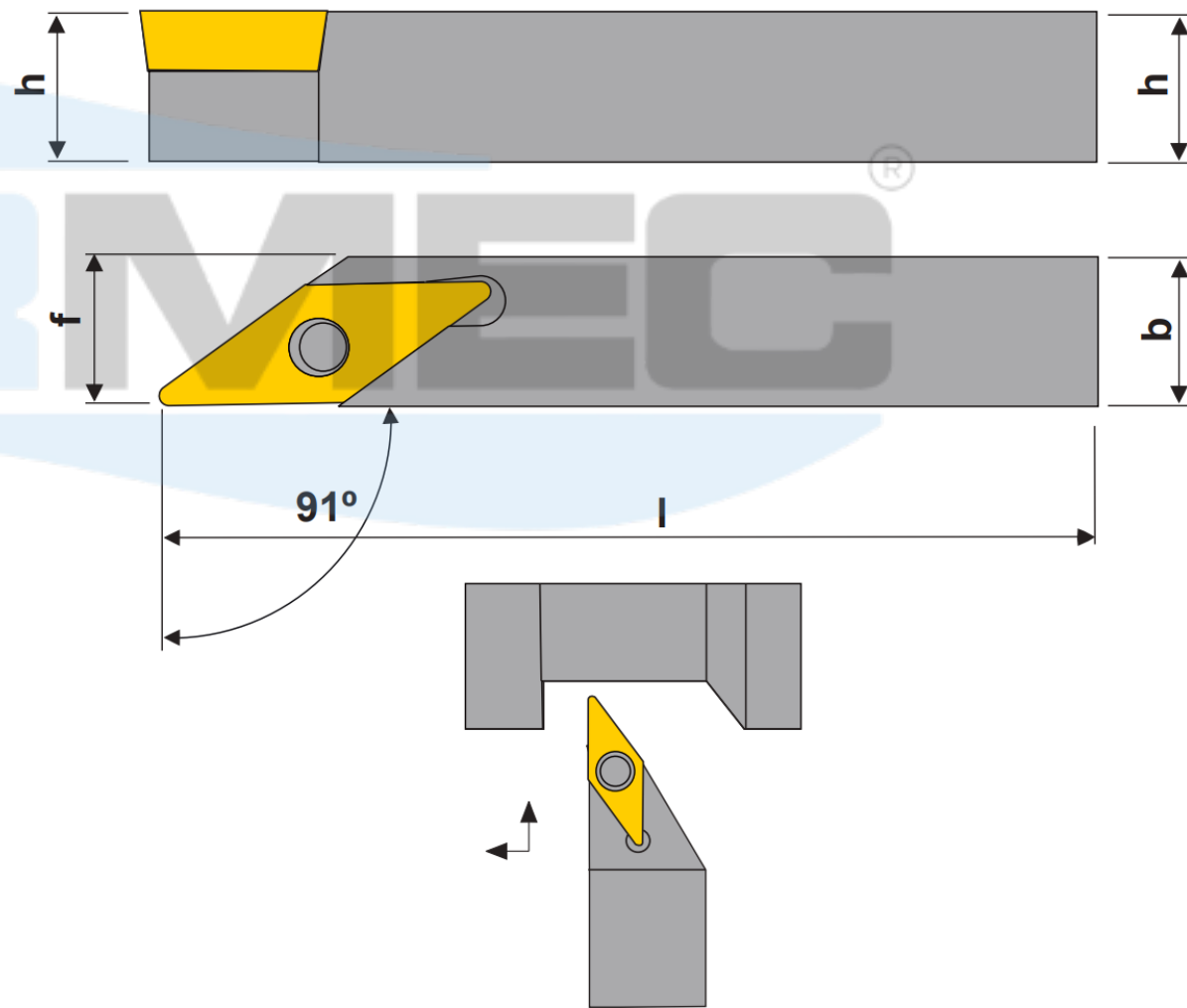



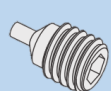

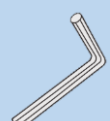


Ilustração na versão direita

Produtos	Dimensões (mm)				Pastilha	Acessórios			
	h	b	l	f		 Alavanca	 Parafuso da Alavanca	 Pino	 Chave Allen
PVACR/L 0808M-11S	8	8	150	8	VC_1103	SL LV-2	SR 10400611	SL PI-2	C - 2,0
PVACR/L 1010M-11S	10	10	150	10,2					
PVACR/L 1212M-11S	12	12	150	12,2					
PVACR/L 1616M-11S	16	16	150	16,2					
PVACR/L 1012M-16S	10	10	150	10	VC_1604	SL LV-3	SR 10400150	SL PI-3	C - 2,5
PVACR/L 1212M-16S	12	12	150	12					
PVACR/L 1616M-16S	16	16	150	16					

# SISTEMA DE FIXAÇÃO DUPLO POR PINO E GRAMPO

## MCBNR

Suporte para torneiar  $75^\circ$  com pastilha negativa  $80^\circ$  para aproveitamento do ângulo de  $100^\circ$

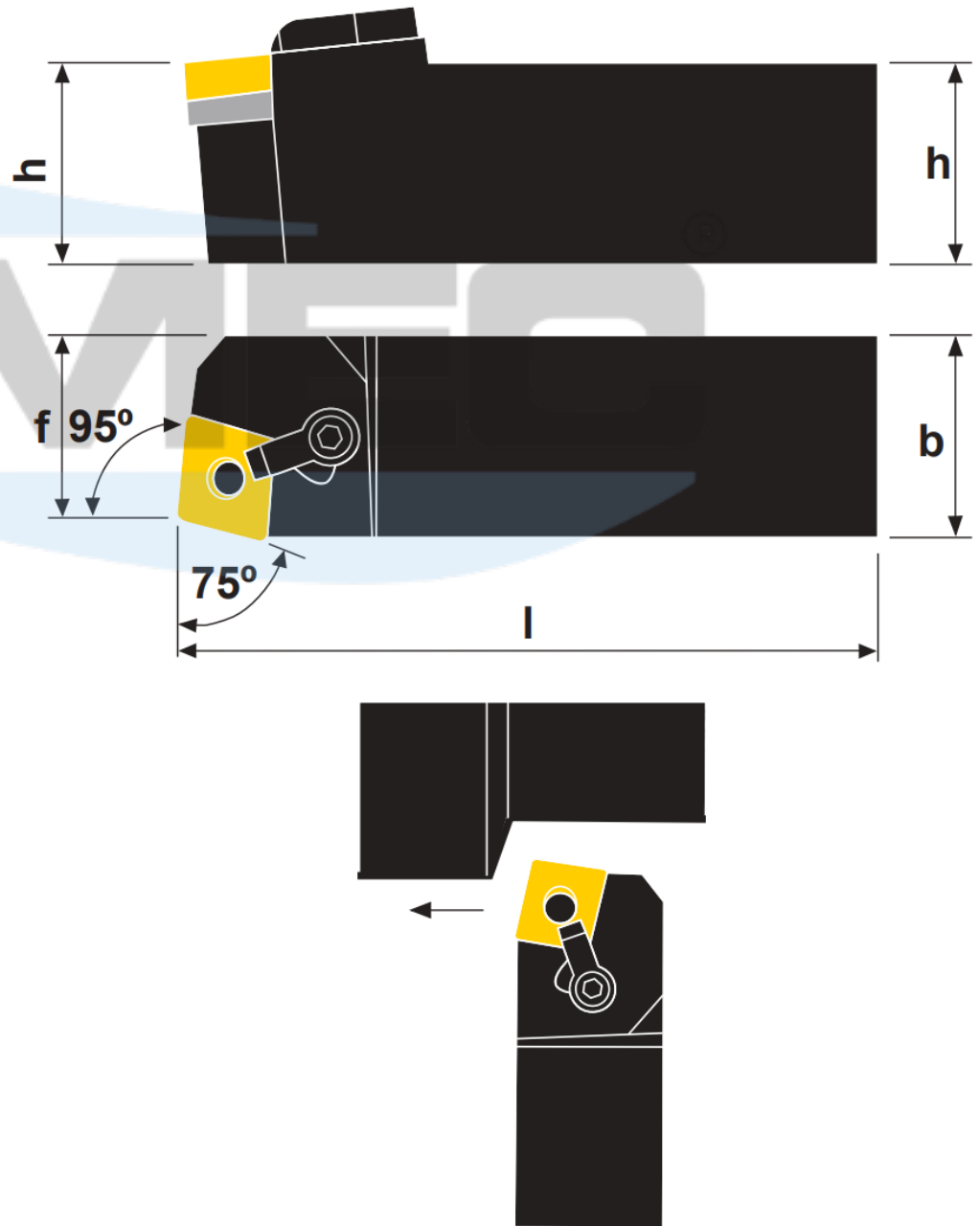


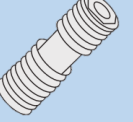



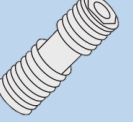



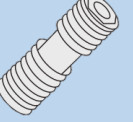



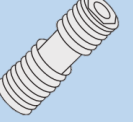




Ilustração na versão direita

Produtos	Dimensões (mm)				Pastilha	Acessórios				
	h	b	l	f			 Grampo	 Parafuso	 Calço	 Pino Paraf. do Calço
MCBNR/L 2020 K12	20	20	125	17	CN_1204 CNGN_1204 CNGN_1203	 HL1813	 MC1204	 CTM617	 ML0625	M - 2,5 M - 3,0
MCBNR/L 2525 M12	25	25	150	22						
MCBNR/L 3225 P12	32	25	170	22						
MCBNR/L 2525 M16	25	25	150	22	CN_1606 CNGN1606	 NC-9 NC-12	 HT-2	 SCN-53	 NL-58 PS-58	C - 1/8 C - 4,0
MCBNR/L 3225 P16	32	25	170	27						
MCBNR/L 3232 P19	32	32	170	27	CN_1906 CNGN1906	 HL2217	 MC1904	 CTM1022	 ML0830	M - 4,0
MCBNR/L 4040 S19	40	40	250	35						



# SISTEMA DE FIXAÇÃO DUPLO POR PINO E GRAMPO

## MCKNR

Suporte para facear  $75^\circ$  com pastilha negativa  $80^\circ$  para aproveitamento do ângulo de  $100^\circ$

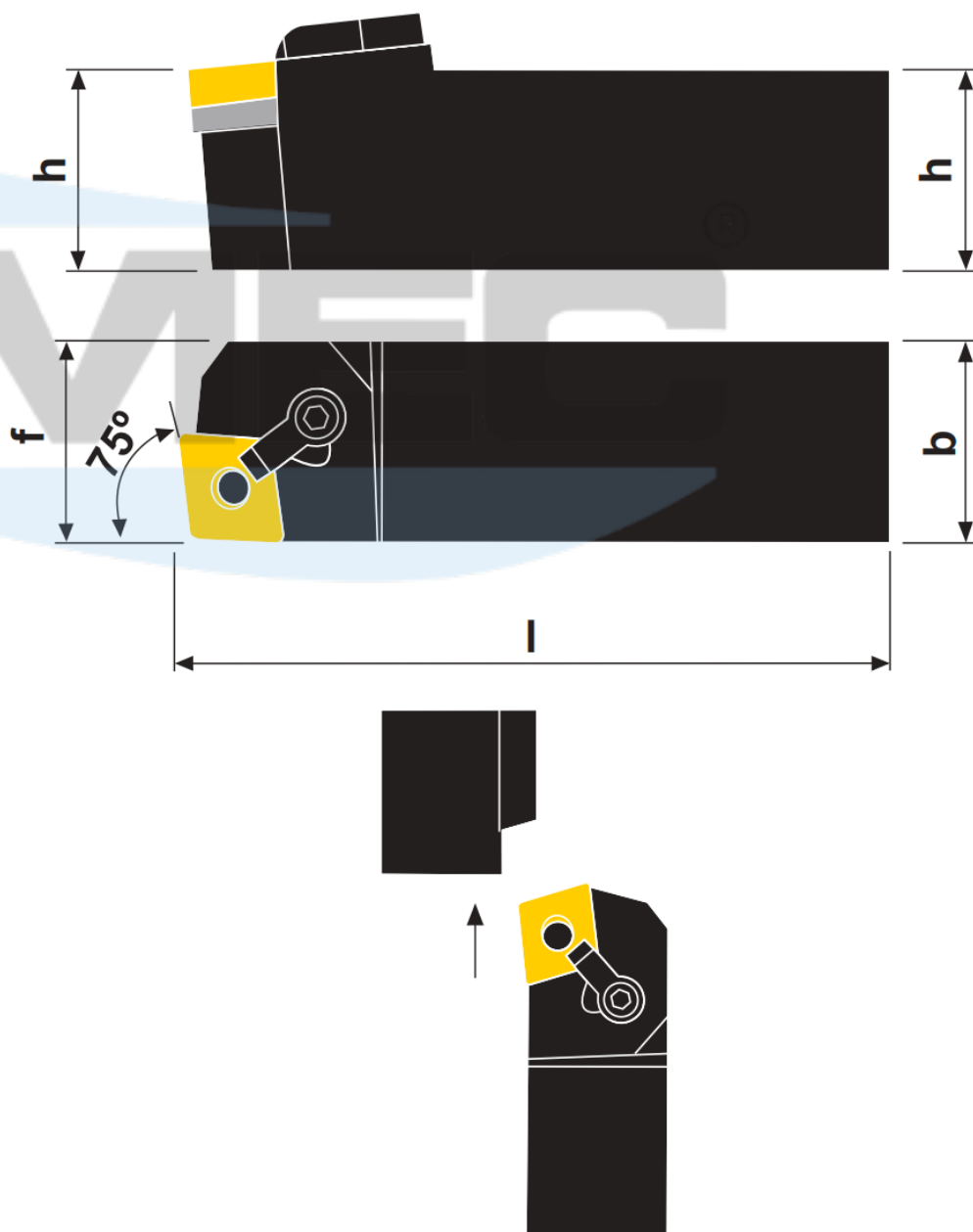



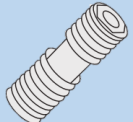
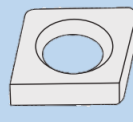
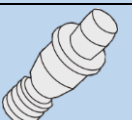



Ilustração na versão direita

Produtos	Dimensões (mm)				Pastilha	Acessórios				
	h	b	l	f			 Grampo	 Parafuso	 Calço	 Pino Paraf. do Calço
MCKNR/L 2020 K12	20	20	125	17	CN_1204 CNGN_1204 CNGN_1203		MC1204	CTM617	ML0625	M - 2,5 M - 3,0
MCKNR/L 2525 M12	25	25	150	22						
MCKNR/L 3225 P12	32	25	170	22						
MCKNR/L 2525 M16	25	25	150	22	CN_1606 CNGN1606	NC-9 NC-12	HT-2	SCN-53	NL-58 PS-58	C - 1/8 C - 4,0
MCKNR/L 3225 P16	32	25	170	27						
MCKNR/L 3232 P19	32	32	170	27	CN_1906 CNGN1906	HL2217	MC1904	CTM1022	ML0830	M - 4,0
MCKNR/L 4040 S19	40	40	250	35						

# SISTEMA DE FIXAÇÃO DUPLO POR PINO E GRAMPO

## MCLNR

Suporte para torneiar e facear 95° com pastilha negativa 80°

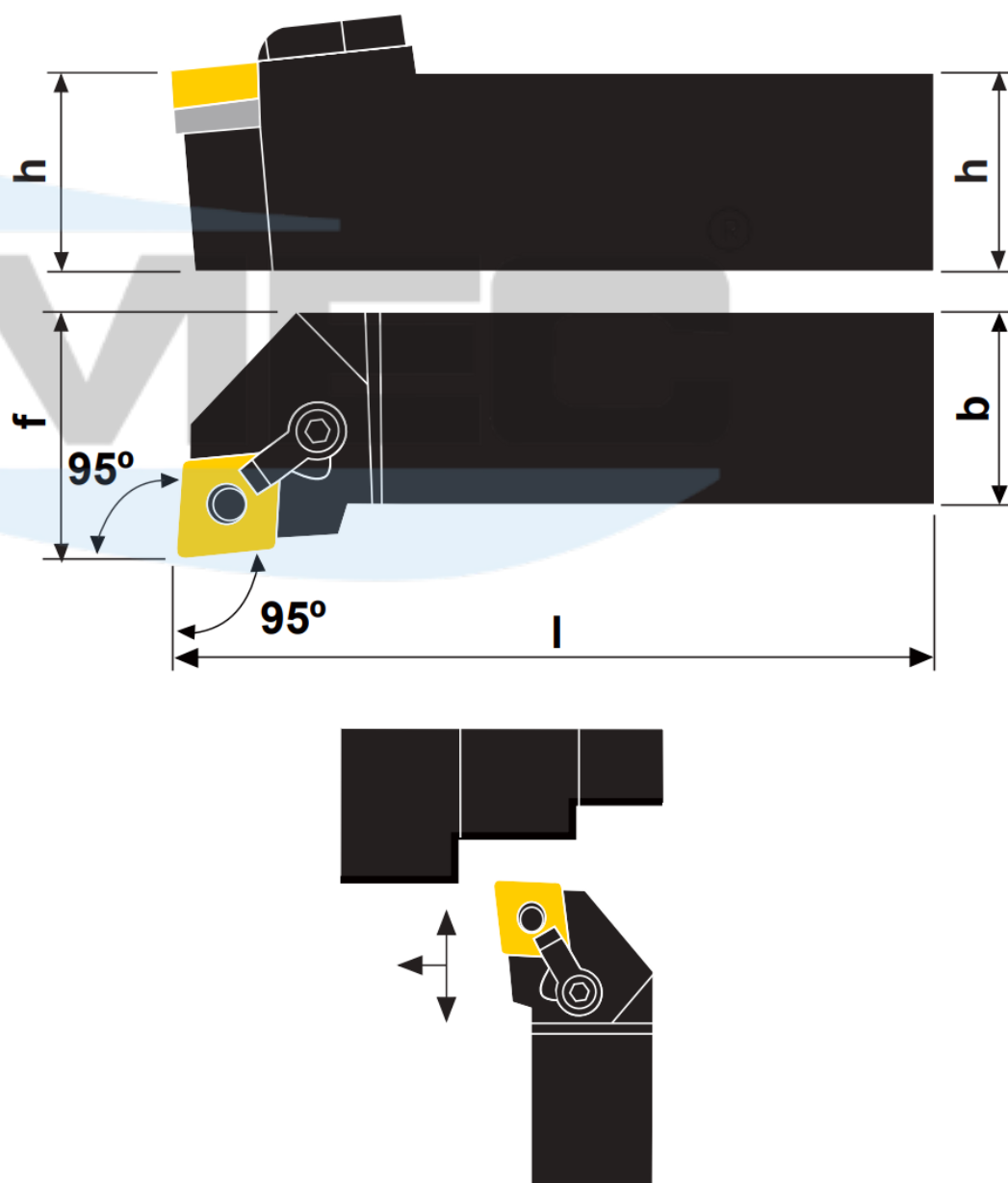



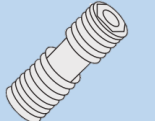
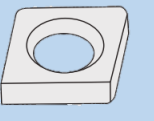




Ilustração na versão direita

Produtos	Dimensões (mm)				Pastilha 	Acessórios				
	h	b	l	f		 Grampo	 Parafuso	 Calço	 Pino Paraf. do Calço	 Chave Allen
MCLNR/L 2020 K12	20	20	125	25	CN_1204 CNGN_1204 CNGN_1203	HL1813	MC1204	CTM617	ML0625	M - 2,5 M - 3,0
MCLNR/L 2525 M12	25	25	150	32						
MCLNR/L 3225 P12	32	25	170	32						
MCLNR/L 2525 M16	25	25	150	32	CN_1606 CNGN1606	NC-9 NC-12	HT-2	SCN-53	NL-58 PS-58	C - 1/8 C - 4,0
MCLNR/L 3225 P16	32	32	170	32						
MCLNR/L 3232 P19	32	32	170	40	CN_1906 CNGN1906	HL2217	MC1904	CTM1022	ML0830	C - 4,0
MCLNR/L 4040 S19	40	40	250	50						

# SISTEMA DE FIXAÇÃO DUPLO POR PINO E GRAMPO

## MCDNN

Suporte neutro 40° com pastilha negativa 80° para aproveitamento do ângulo de 100°

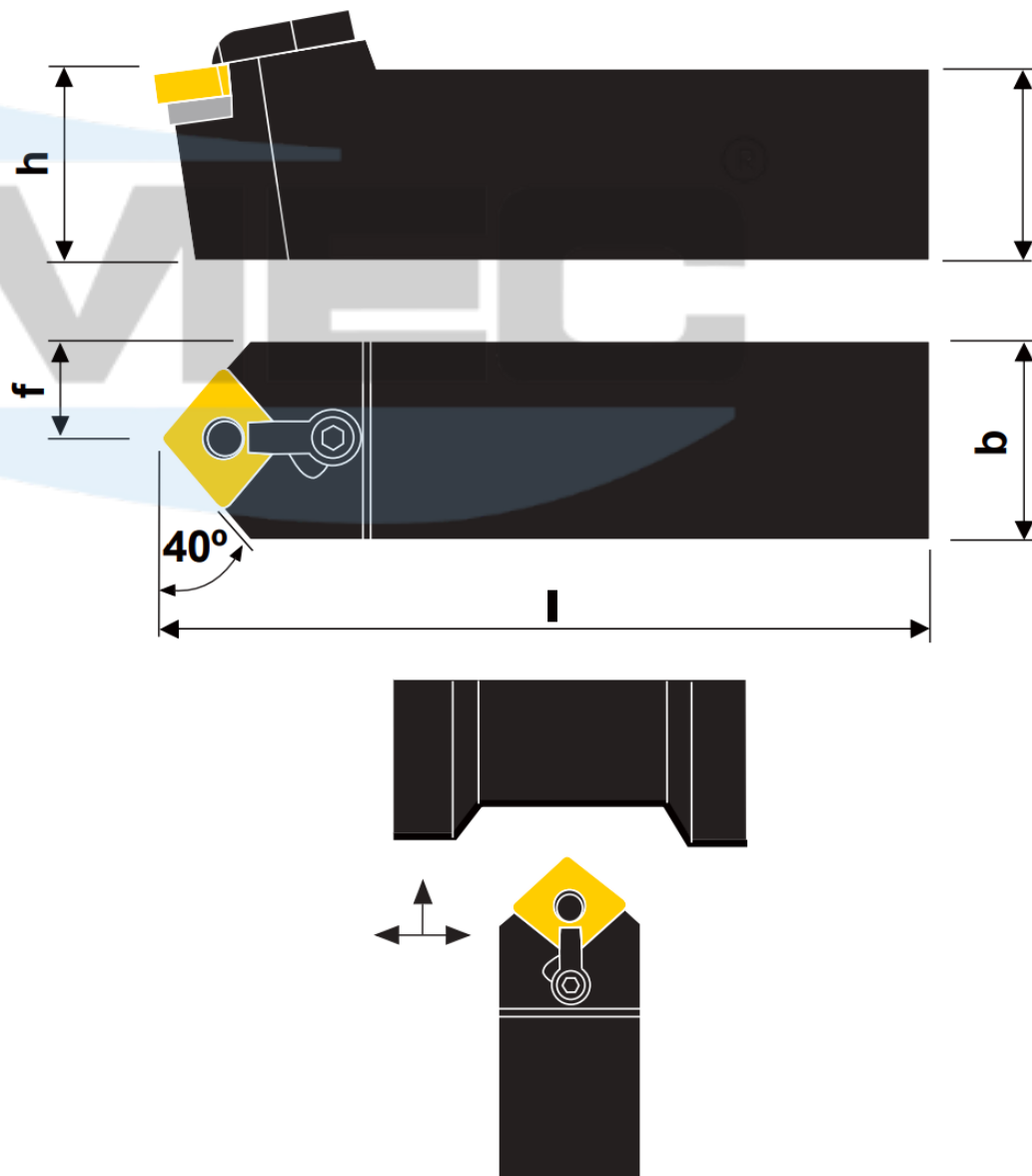


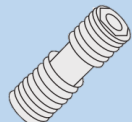
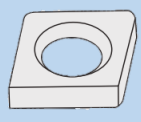
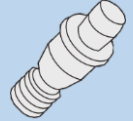
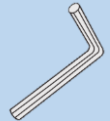


Ilustração na versão direita

Produtos	Dimensões (mm)				Pastilha	Acessórios				
	h	b	l	f		Grampo	Parafuso	Calço	Pino Paraf. do Calço	Chave Allen
MCDNN 2020 K12	20	20	125	10,3	 CN_1204 CNGN 1204 CNGN 1203	 NC-20 NC-23	 HT-1	 SCN-43 ICSN-433	 H308-1C H308-1CH	 C - 2,5 C - 1/8
MCDNN 2525 M12	25	25	150	12,8						
MCDNN 3225 P12	32	25	170	16,8						
MCDNN 4040 S19	40	40	250	21	CN_1906 CNGN1906	NC-9 NC-30	HT-2	SCN-64C	H312-1C H312-1CH	C - 4,0
MCDNN 5050 T19	50	50	300	26						

# SISTEMA DE FIXAÇÃO DUPLO POR PINO E GRAMPO

## MDJNR

Suporte para tornear 93° com pastilha negativa 55°

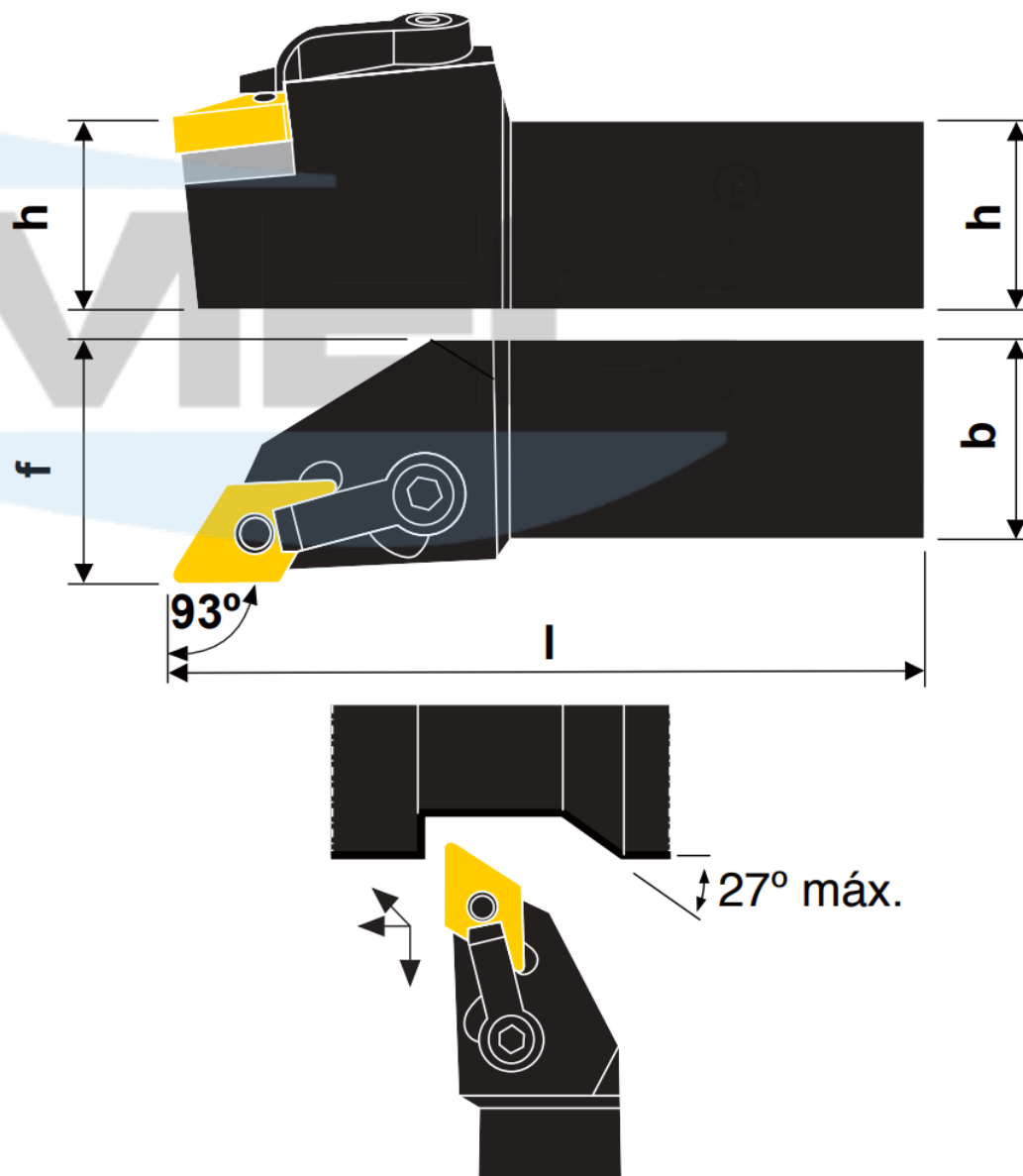


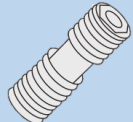
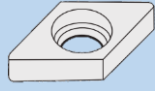
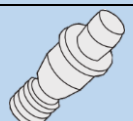



Ilustração na versão direita

Produtos	Dimensões (mm)				Pastilha	Acessórios				
	h	b	l	f		Grampo	Parafuso	Calço	Pino Paraf. do Calço	Chave Allen
MDJNR/L 2020 K15	20	20	125	25	 DN_1506 DNGN 1506	 HL2114	 ML0625	 MD1504	 CTM619	 M - 2.5 M - 3.0
MDJNR/L 2525 M15	25	25	150	32						
MDJNR/L 3225 P15	32	25	170	32						
MDJNR/L 4025 R15	40	25	200	32						



# SISTEMA DE FIXAÇÃO DUPLO POR PINO E GRAMPO

## MDNNN

Suporte neutro para torneiar e facear 62°30' com pastilha negativa 55°

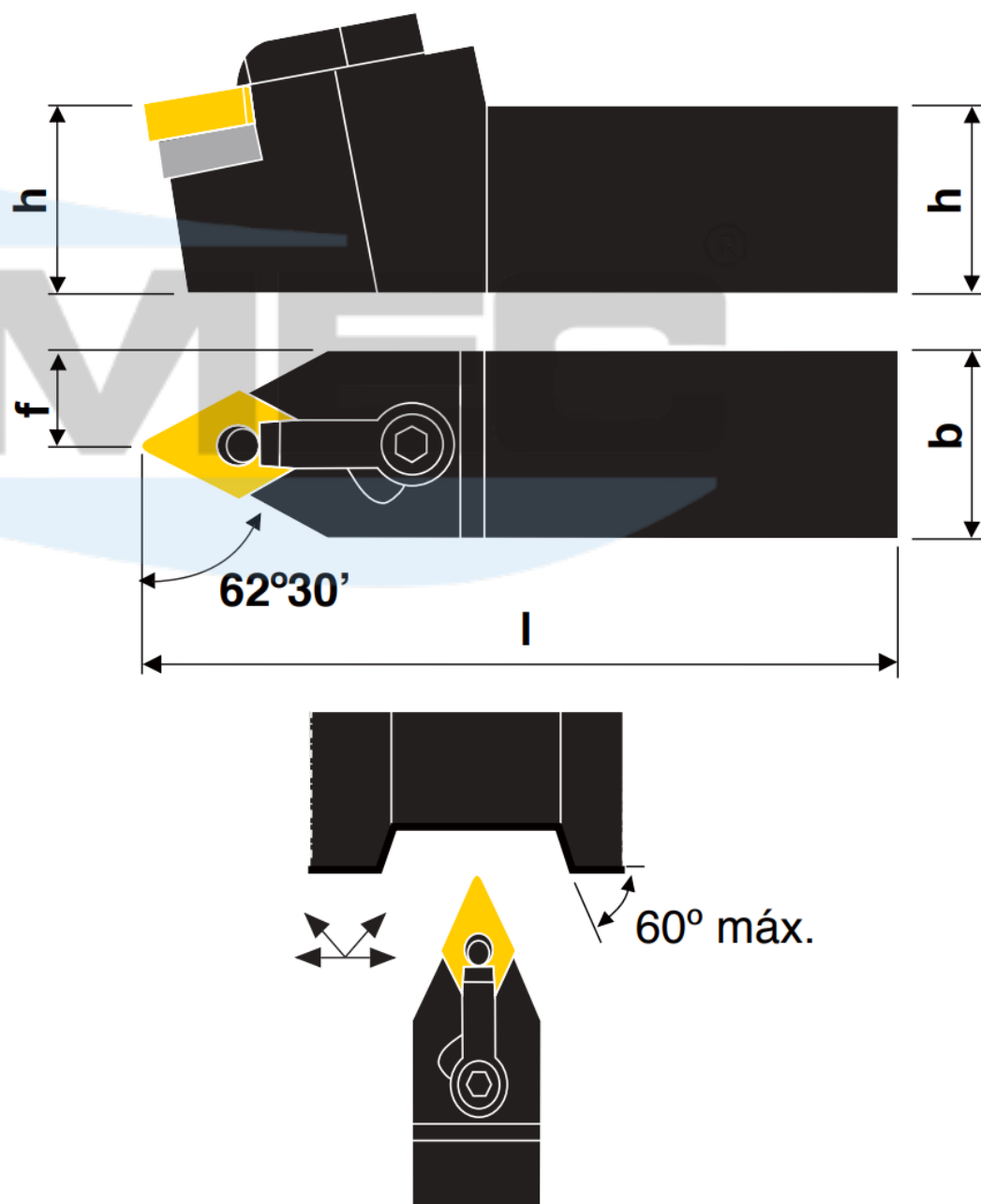



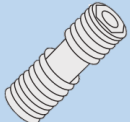
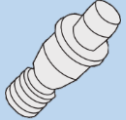
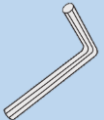


Ilustração na versão direita

Produtos	Dimensões (mm)				Pastilha	Acessórios				
	h	b	l	f		Grampo	Parafuso	Calço	Pino Paraf. do Calço	Chave Allen
MDNNN 2020 K15	20	20	125	10	 DN_1506 DNGN 1506	 NC-9 NC-22	 HT-2	DSN-422	 NL-46 PS-46	 C - 3/32 C - 4
MDNNN 2525 M15	25	25	150	12,5				DSN-433		
MDNNN 3225 P15	32	25	170	12,5						
MDNNN 4025 R15	40	25	200	12,5						



# SISTEMA DE FIXAÇÃO DUPLO POR PINO E GRAMPO

## MRDNN

Suporte neutro para torneiar e facear com pastilha negativa redonda

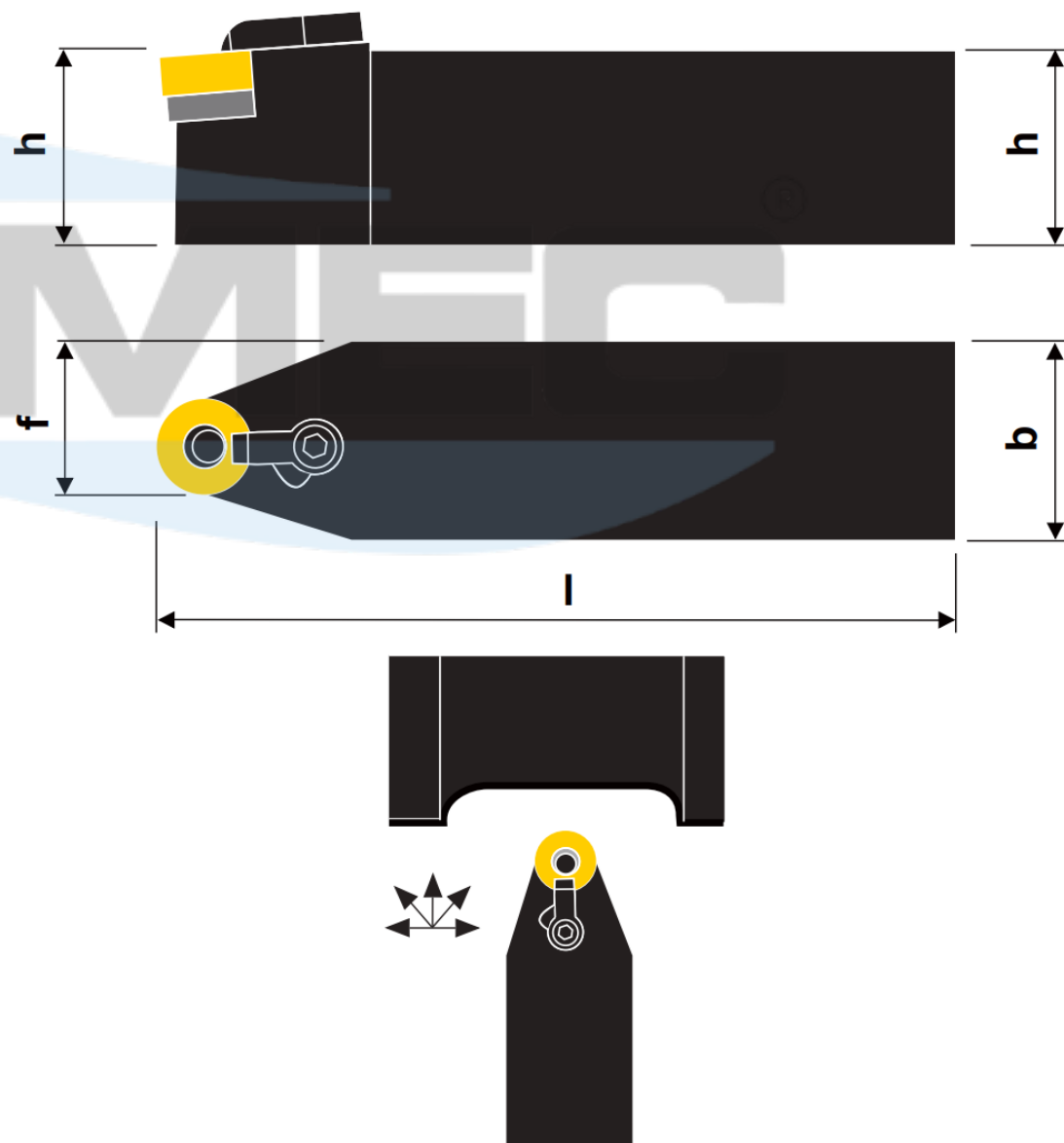


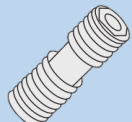

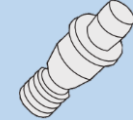


Ilustração na versão direita

Produtos	Dimensões (mm)				Pastilha	Acessórios				
	h	b	l	f			 Grampo	 Parafuso	 Calço	 Pino Paraf. do Calço
MRDNN 2020 K09	20	20	125	14,8	RN_0903 RNGN 0903	NC-20 NC-23	HT-1	IRSN-32	NL-34 PS-34	C - 2,0 C - 3,0
MRDNN 2525 M09	25	25	150	17,3						
MRDNN 3225 P09	32	25	170	17,3						
MRDNN 2020 K12	20	20	125	16,3	RN_1204 RNGN 1204	NC-20 NC-23	HT-1	IRSN-42	NL-46 PS-46	C - 1/8 C - 3/32
MRDNN 2525 M12	25	25	150	18,8						
MRDNN 3225 P12	32	25	170	18,8						
MRDNN 3232 P15	32	32	170	23,8	RN_1506 RNGN 1506	NC-9 NC-12	HT-2	IRSN-53	NL-58 PS-58	C - 1/8 C - 4,0
MRDNN 4040 S15	40	40	250	27,8						

# SISTEMA DE FIXAÇÃO DUPLO POR PINO E GRAMPO

## MSBNR

Suporte para tornear 75° com pastilha negativa quadrada

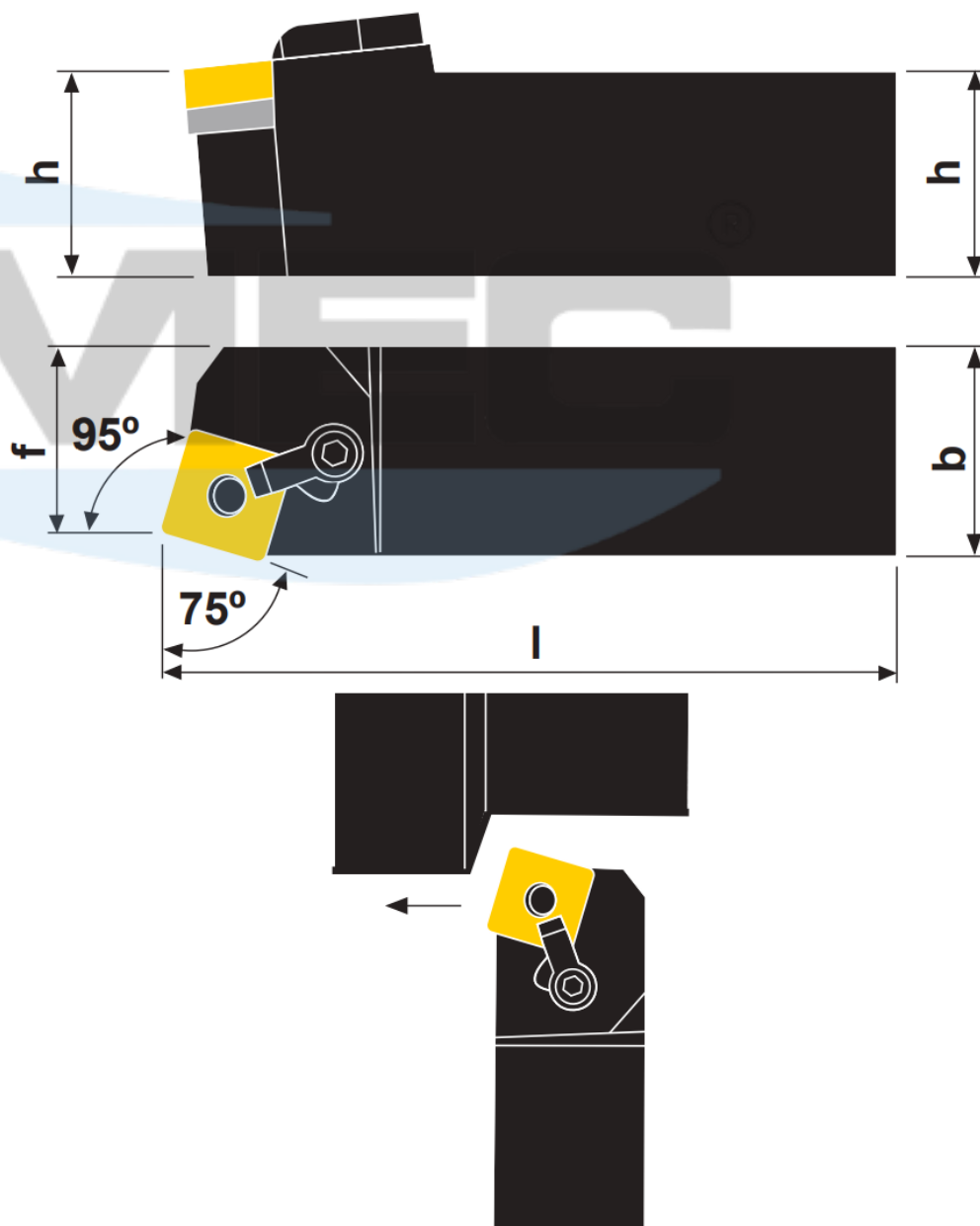



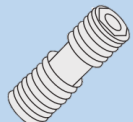
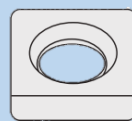
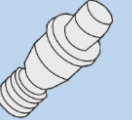


Ilustração na versão direita

Produtos	Dimensões (mm)				Pastilha	Acessórios				
	h	b	l	f			 Grampo	 Parafuso	 Calço	 Pino Paraf. do Calço
MSBNR/L 2020 K12	20	20	125	17	SN_1204 SNGN 1204	NC-20 NC-23	HT-1	ISSN-423	NL-46 PS-46	C - 3/32 C - 1/8
MSBNR/L 2525 M12	25	25	150	22						
MSBNR/L 3225 P12	32	25	170	22						
MSBNR/L 3232 P12	32	32	170	27	SN_1506 SNGN 1506	NC-9 NC-12	HT-2	ISSN-543	NL-58 PS-58	C - 1/8 C - 4
MSBNR/L 4040 S15	40	40	250	35						
MSBNR/L 3232 P19	32	32	170	27	SN_1906 SNGN 1906	NC-9 NC-30	HT-2	SSN-64C	H312-1C H312-1CH	C - 4
MSBNR/L 4040 S19	40	40	250	35						

# SISTEMA DE FIXAÇÃO DUPLO POR PINO E GRAMPO

## MSDNN

Suporte neutro para torneiar 45° com pastilha negativa quadrada

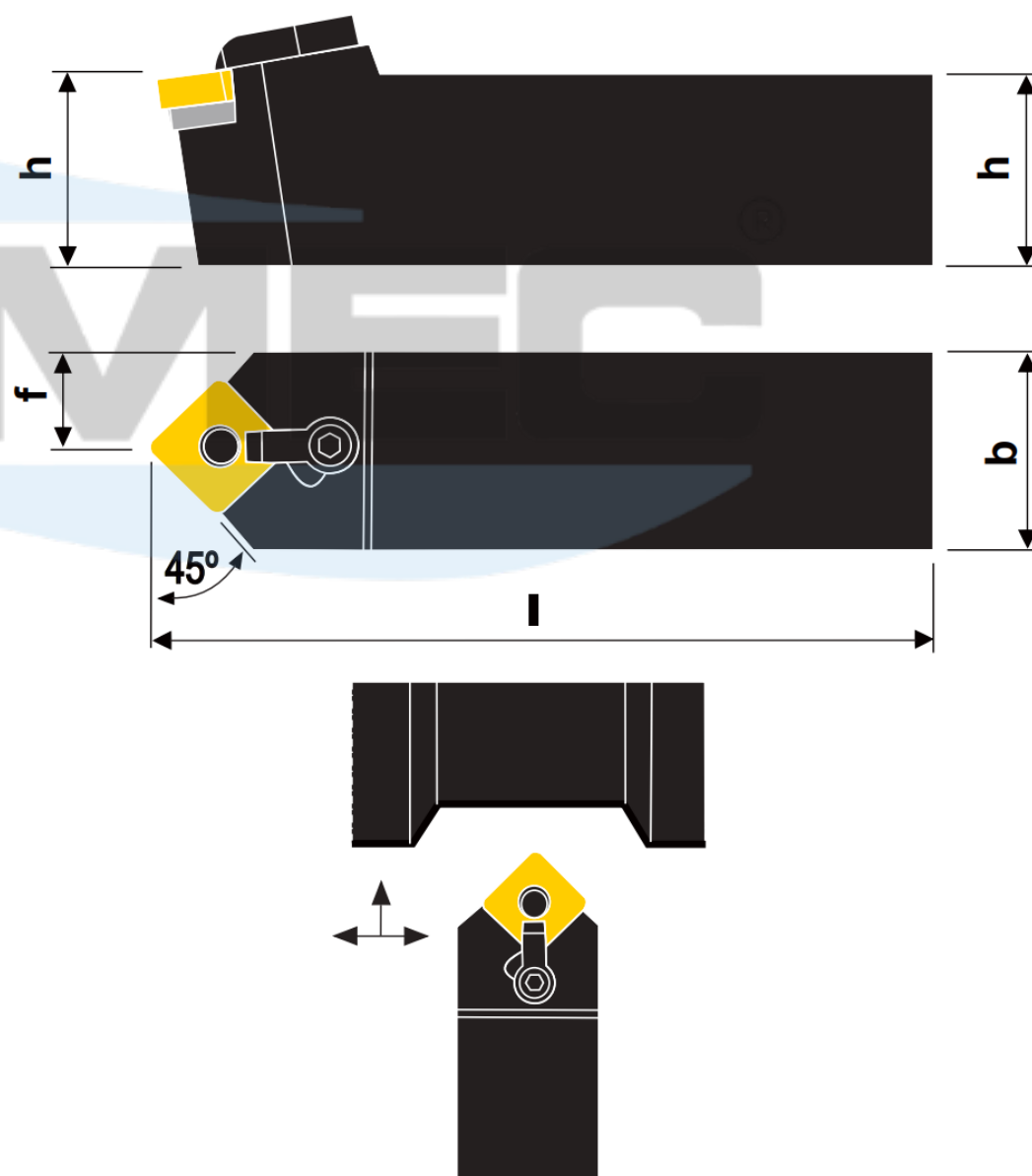



Ilustração na versão direita

Produtos	Dimensões (mm)				Pastilha	Acessórios				
	h	b	l	f		Grampo	Parafuso	Calço	Pino Paraf. do Calço	Chave Allen
MSDNN 2020 K12	20	20	125	125	SN_1204 SNGN 1204 SNGN 1204	NC-20 NC-23	HT-1	ISSN-423 ISSN-433	NL-46 PS-46	C - 3/32 C - 1/8
MSDNN 2525 M12	25	25	150	150						
MSDNN 3225 P12	32	25	170	170						
MSDNN 3232 P15	32	32	170	170	SN_1506 SNGN 1506	NC-9 NC-12	HT-2	ISSN-543	NL-58 PS-58	C - 1/8 C - 4
MSDNN 4040 S15	40	40	250	250						
MSDNN 3232 P19	32	32	170	170	SN_1906 SNGN 1906	NC-9 NC-30	HT-2	SSN-64C	H312-1C H312-1CH	C - 4
MSDNN 4040 S19	40	40	250	250						

# SISTEMA DE FIXAÇÃO DUPLO POR PINO E GRAMPO

## MSKNR

Suporte para facear 75° com pastilha negativa quadrada

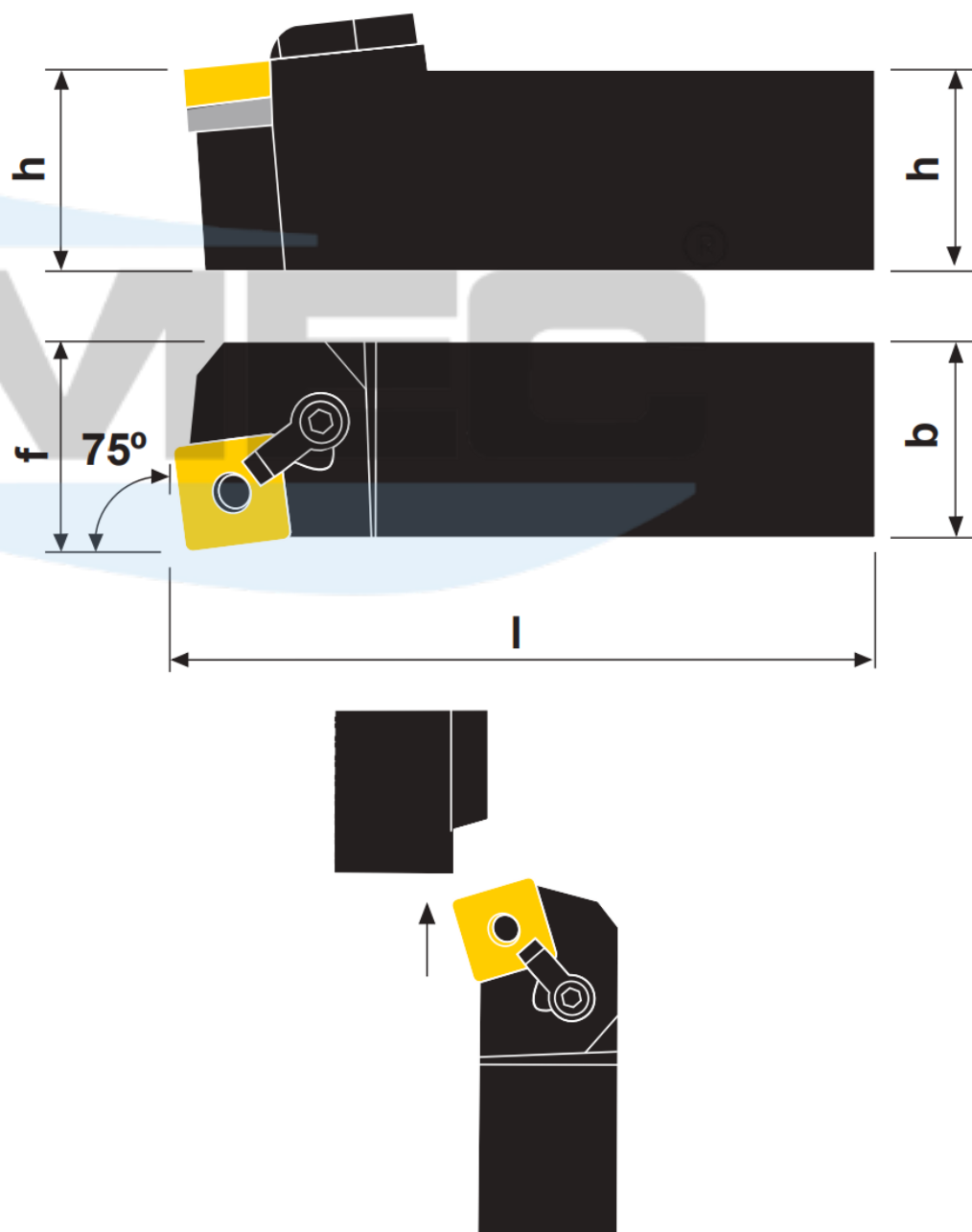



Ilustração na versão direita

Produtos	Dimensões (mm)				Pastilha	Acessórios				
	h	b	l	f		Grampo	Parafuso	Calço	Pino Paraf. do Calço	Chave Allen
MSKNR/L 2020 K12	20	20	125	17	SN_1204 SNGN 1204 SNGN 1204	NC-20 NC-23	HT-1	ISSN-423 ISSN-433	NL-46 PS-46	C - 3/32 C - 1/8
MSKNR/L 2525 M12	25	25	150	22						
MSKNR/L 3225 P12	32	25	170	22						
MSKNR/L 3232 P15	32	32	170	27	SN_1506 SNGN 1506	NC-9 NC-12	HT-2	ISSN-543	NL-58 PS-58	C - 1/8 C - 4
MSKNR/L 4040 S15	40	40	250	35						
MSKNR/L 3232 P19	32	32	170	27	SN_1906 SNGN 1906	NC-9 NC-30	HT-2	SSN-64C	H312-1C H312-1CH	C - 4
MSKNR/L 4040 S19	40	40	250	35						



# SISTEMA DE FIXAÇÃO DUPLO POR PINO E GRAMPO

## MSSNR

Suporte para torneiar e facear 45° com pastilha negativa quadrada

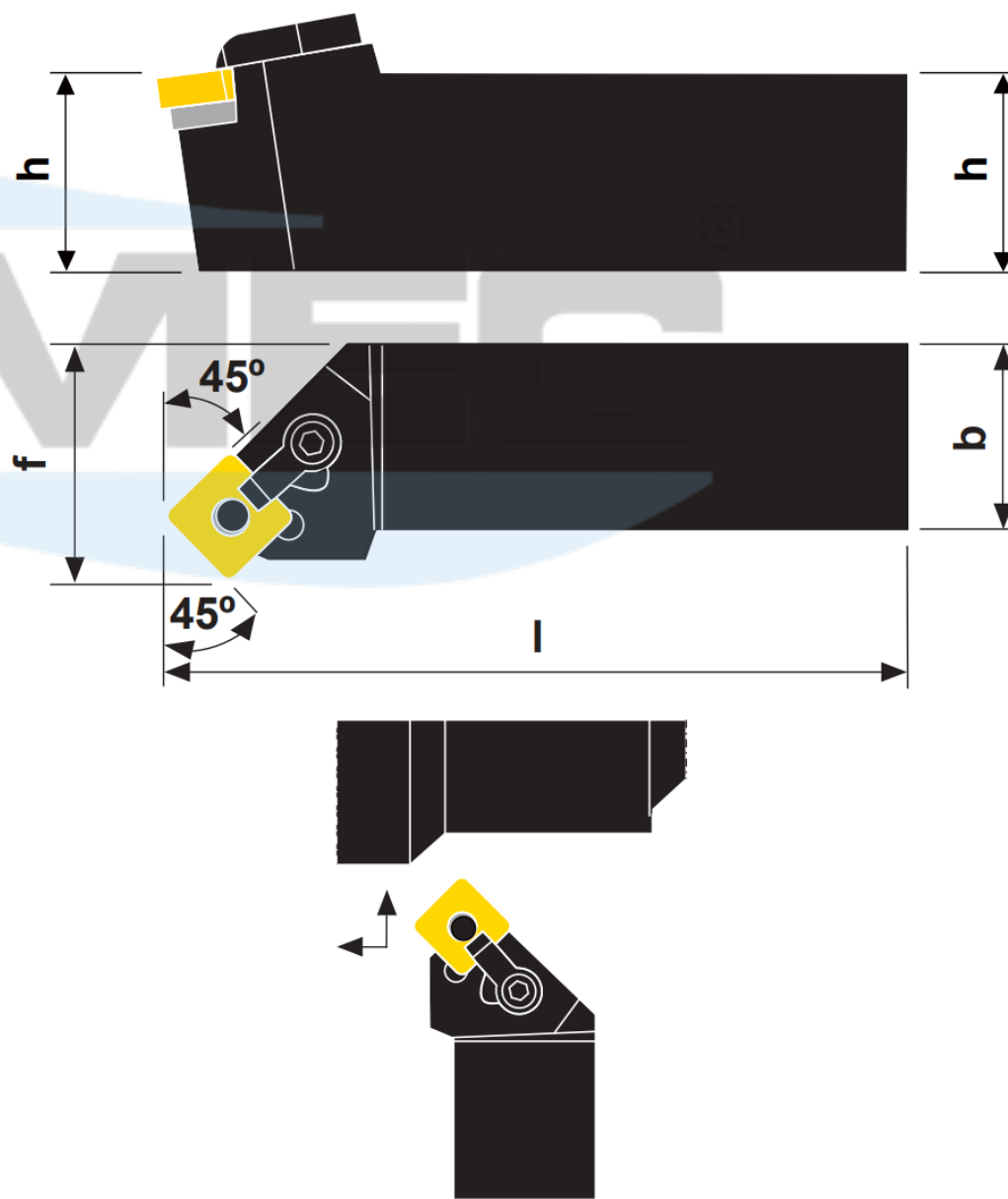


Ilustração na versão direita

Produtos	Dimensões (mm)				Pastilha	Acessórios				
	h	b	l	f		Grampo	Parafuso	Calço	Pino Paraf. do Calço	Chave Allen
MSSNR 2020 K12	20	20	125	25	SN_1204 SNGN 1204 SNGN 1203	HL1813	CTM617	MS1204	ML0625	M - 2,5 M - 3,0
MSSNR 2525 M12	25	25	150	32						
MSSNR 3225 P12	32	25	170	32						
MSSNR 3232 P15	32	32	170	25	SN_1506 SNGN 1506	NC-9 NC-12	HT-2	ISSN-543	NL-58 PS-58	C - 1/8 C - 4
MSSNR 4040 S15	40	40	250	35						
MSSNR 3232 P19	32	32	170	40	SN_1906 SNGN 1906	NC-9 NC-30	HT-2	SSN-64C	H312-1C H312-1CH	C - 4
MSSNR 4040 S19	40	40	250	50						



# SISTEMA DE FIXAÇÃO DUPLO POR PINO E GRAMPO

## MTFNR

Suporte para facear 91° com pastilha negativa triangular

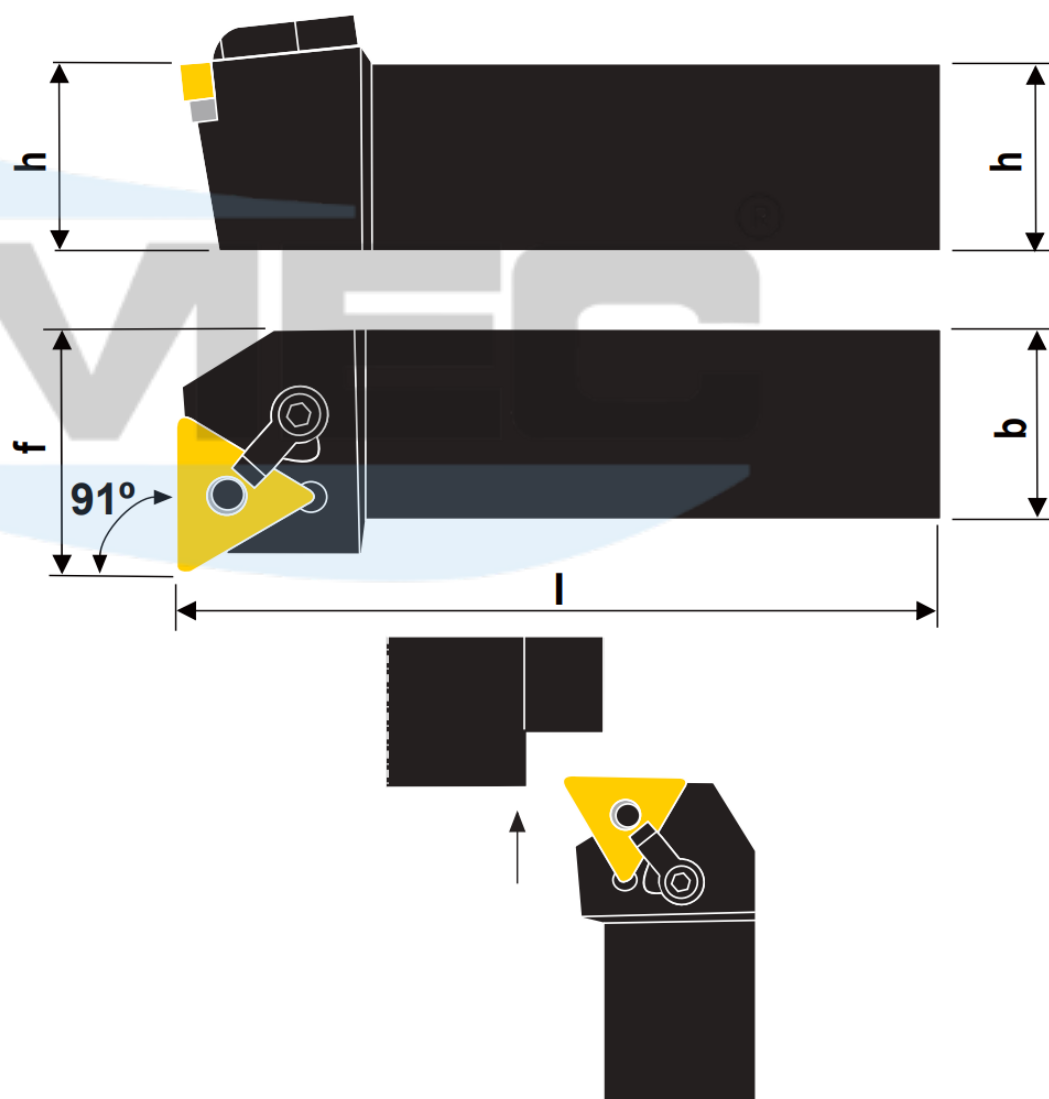


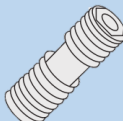

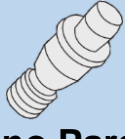


Ilustração na versão direita

Produtos	Dimensões (mm)				Pastilha	Acessórios				
	h	b	l	f			 Grampo	 Parafuso	 Calço	 Pino Paraf. do Calço
MTFNR/L 2020 K16	20	20	125	25	TN_1604 TNGN 1604	NC-20 NC-23	HT-1	STN-32M	H318-1C H318-1CH	C - 2 C - 1/8
MTFNR/L 2525 M16	25	25	150	32						
MTFNR/L 3225 P16	32	25	170	32						
MTFNR/L 2525 M22	25	25	150	32	TN_2204 TNGN 2204	NC-9 NC-12	HT-2	STN-43C	H308-1C H308-1CH	C - 2,5 C - 4
MTFNR/L 3232 P22	32	32	170	40						

# SISTEMA DE FIXAÇÃO DUPLO POR PINO E GRAMPO

## MTGNR

Suporte para tornear 91° com pastilha negativa triangular

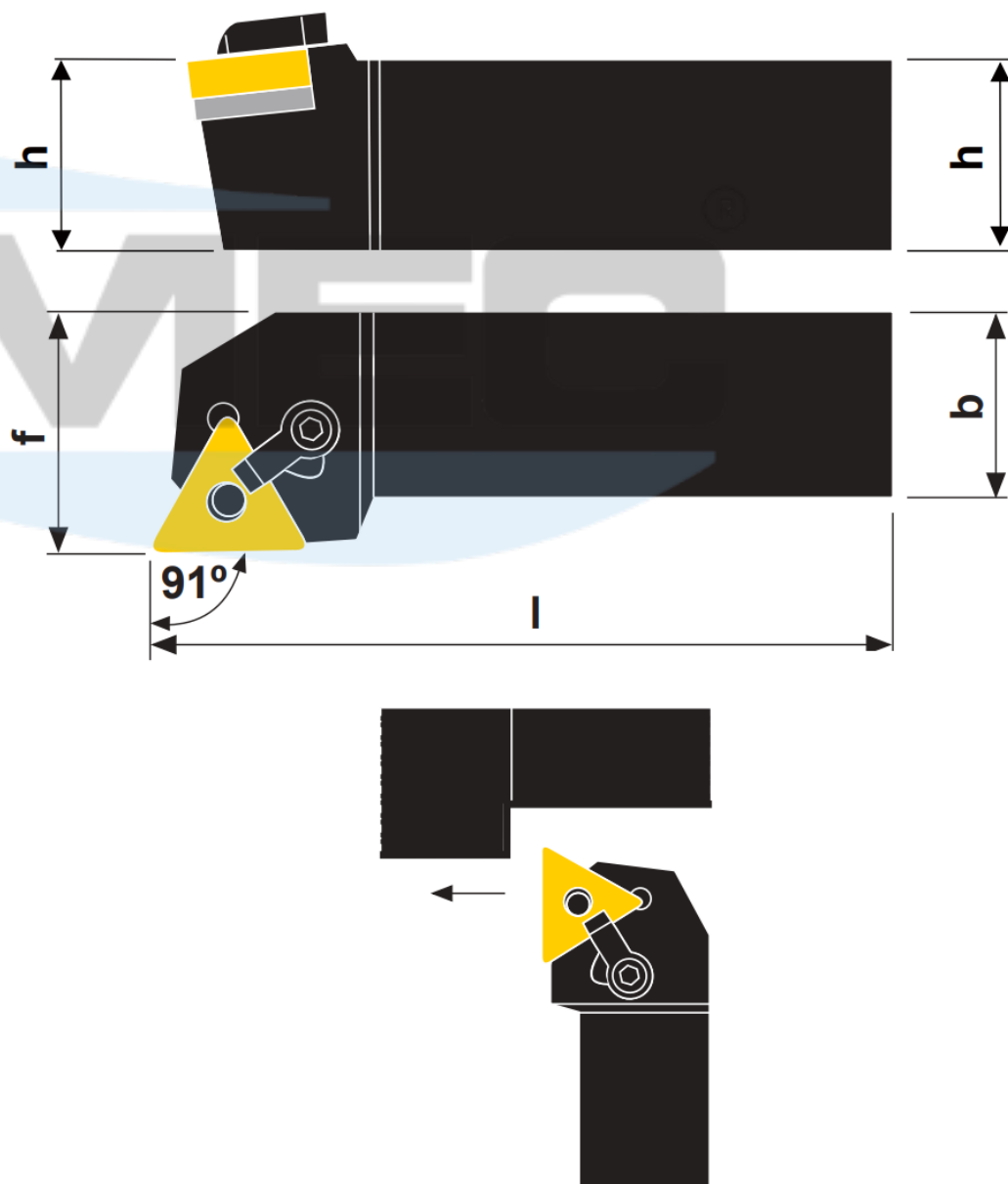

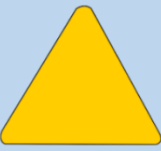

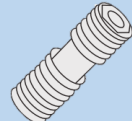
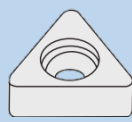
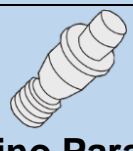


Ilustração na versão direita

Produtos	Dimensões (mm)				Pastilha	Acessórios				
	h	b	l	f			 Grampo	 Parafuso	 Calço	 Pino Paraf. do Calço
MTGNR/L 2020 K16	20	20	125	25	TN_1604 TNGN 1604	NC-20 NC-23	HT-1	STN-32M	H318-1C H318-1CH	C - 2,0 C - 1/8
MTGNR/L 2525 M16	25	25	150	32						
MTGNR/L 3225 P16	32	25	170	32						
MTGNR/L 2525 M22	25	25	150	32	TN_2204 TNGN 2204	NC-9 NC-12	HT-2	STN-43C	H308-1C H308-1CH	C - 2,5 C - 4,0
MTGNR/L 3232 P22	32	32	170	40						

# SISTEMA DE FIXAÇÃO DUPLO POR PINO E GRAMPO

## MTSNR

Suporte para torneiar e facear 45° com pastilha negativa 60°

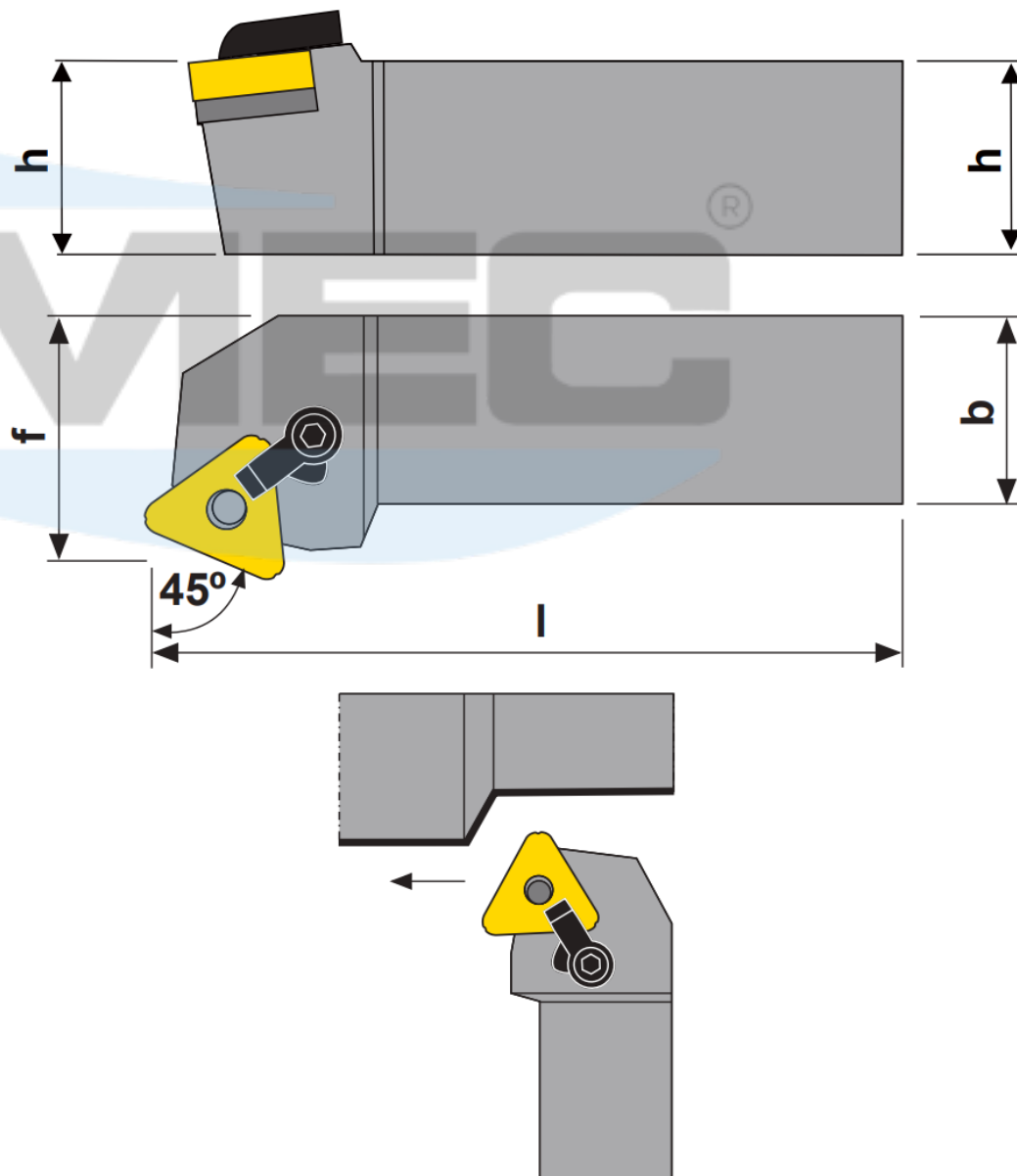



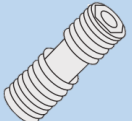
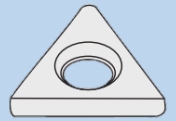
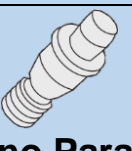


Ilustração na versão direita

Produtos	Dimensões (mm)				Pastilha	Acessórios				
	h	b	l	f			 Grampo	 Parafuso	 Calço	 Pino Paraf. do Calço
MTSNR/L 2020 K16	20	20	125	25	TNMG 1604_Q-RM	NC-20	HT-3	TN16/HM-U	H318-1C	M - 2,0
MTSNR/L 2525 M16	25	25	150	32						
MTSNR/L 2525 M22	32	25	150	32	TNMG 2204_Q-RM	NC-9	HT-2	TN22/HM-U	H308-1C	C - 2,5 C - 4,0
MTSNR/L 3232 P22	32	32	170	40						
MTSNR/L 2525 P27	25	25	150	32	TNMG 2706_Q-RM	NC-9	HT-2	-	NL-58	C-4 / C- 1/8

# SISTEMA DE FIXAÇÃO DUPLO POR PINO E GRAMPO

## MVJNR

Suporte para torneiar e facear 45° com pastilha negativa 60°

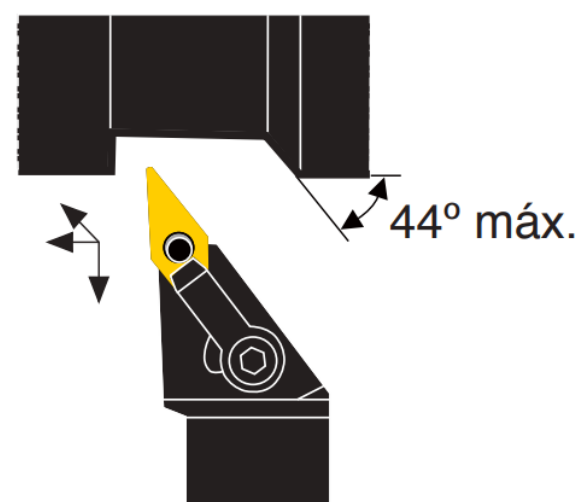
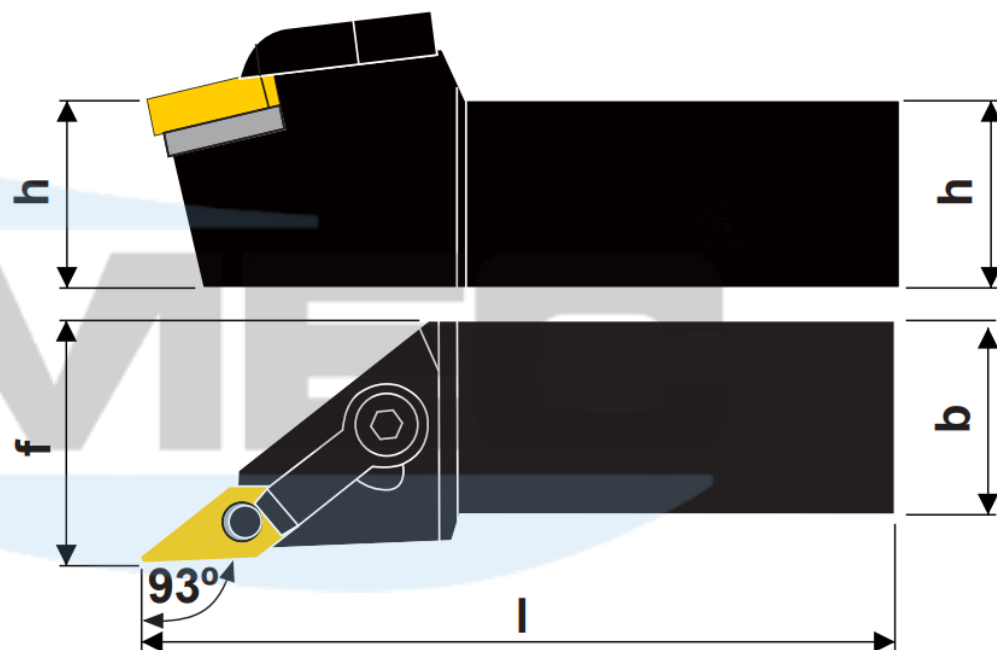


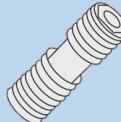

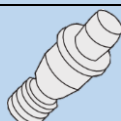


Ilustração na versão direita

Produtos	Dimensões (mm)				Pastilha	Acessórios				
	h	b	l	f			 Grampo	 Parafuso	 Calço	 Pino Paraf. do Calço
MVJNR/L 2020 K16	20	20	125	25	VN_1604 VNGN 1604	HL2114	ML0625	MV1603	CTM513	M - 2,0 M - 3,0
MVJNR/L 2525 M16	25	25	150	32						
MVJNR/L 3225 P16	32	25	170	32						
MVJNR/L 4040 S16	40	40	250	50						

# SISTEMA DE FIXAÇÃO DUPLO POR PINO E GRAMPO

## MVVNN

Suporte para tornear e facear 45° com pastilha negativa 60°

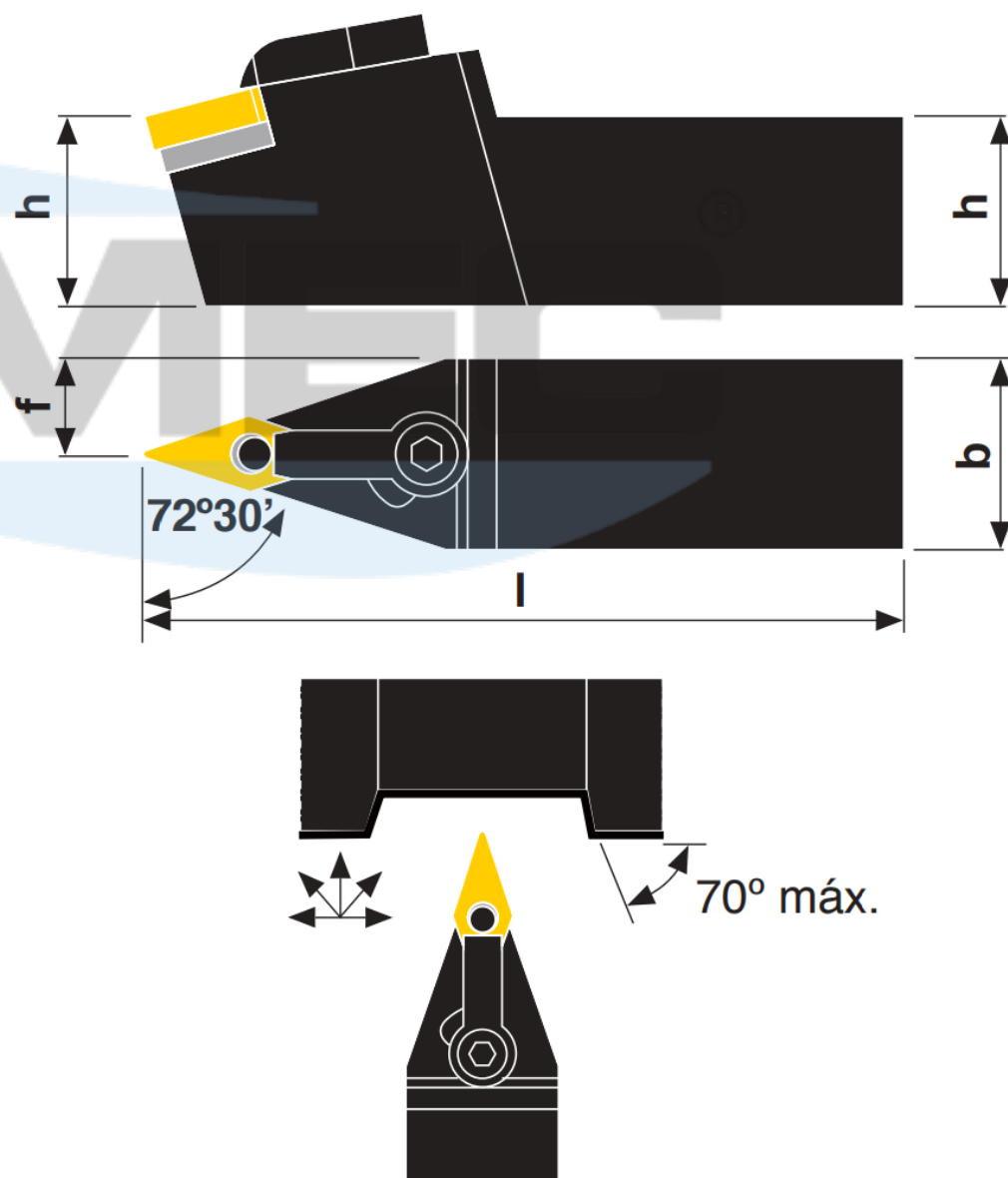


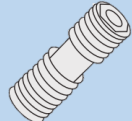
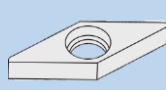
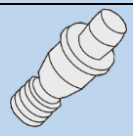
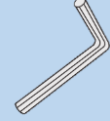


Ilustração na versão direita

Produtos	Dimensões (mm)				Pastilha 	Acessórios				
	h	b	l	f						
MVVNN 2020 K16	20	20	125	10	VN_1604 VNGN 1604	NC-23	HT-1	IVSN-322	H318-1C H318-1CH	M - 2,0 M - 1/8
MVVNN 2525 M16	25	25	150	12,5						
MVVNN 3225 P16	32	25	170	12,5						
MVVNN 4040 S16	40	40	250	20						



# SISTEMA DE FIXAÇÃO DUPLO POR PINO E GRAMPO

## MWLNR-M2

Suporte para torneiar 95° com pastilha trigonal negativa 60°

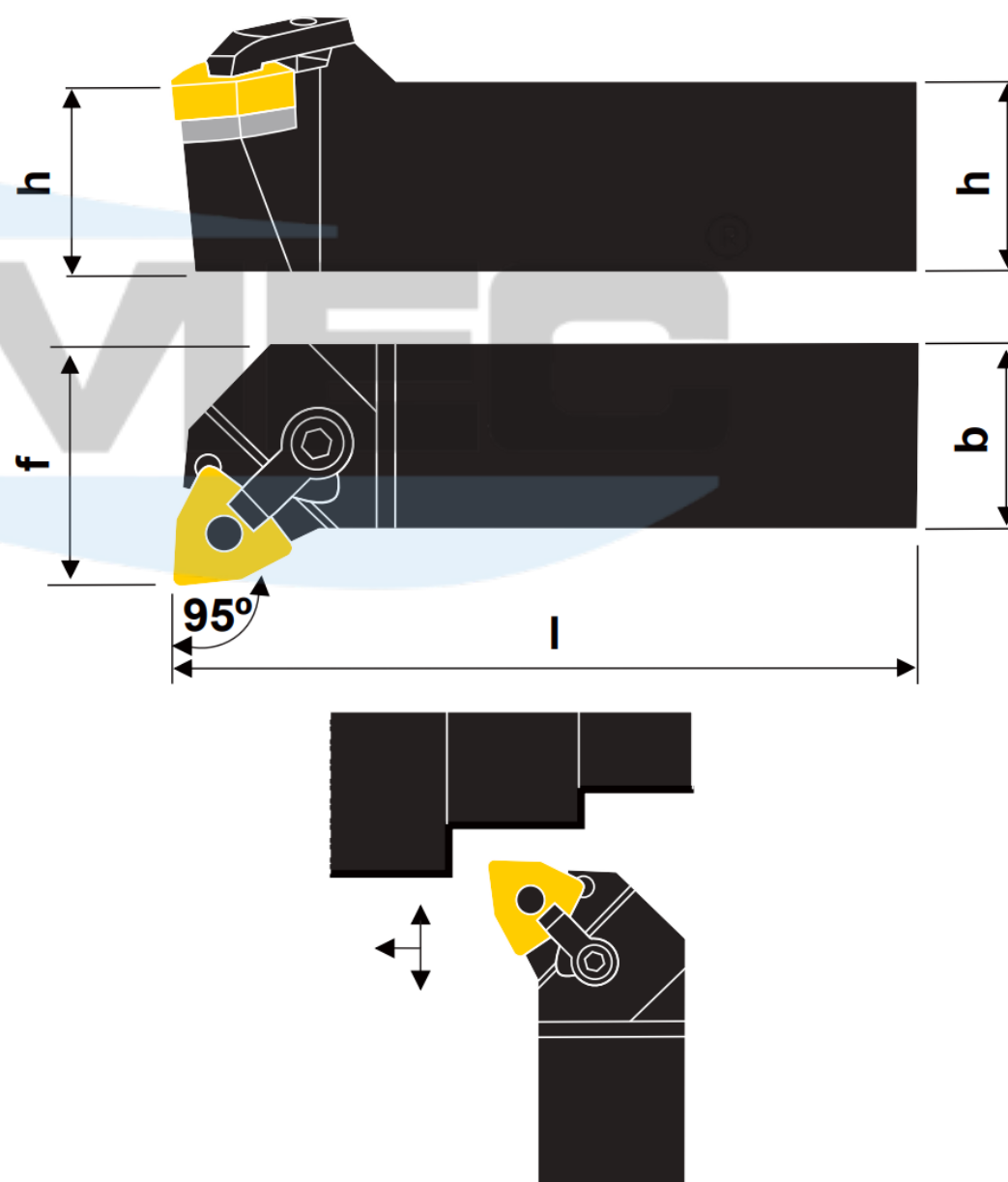



Ilustração na versão direita

Produtos	Dimensões (mm)				Pastilha	Acessórios				
	h	b	l	f		Grampo	Parafuso	Calço	Pino Paraf. do Calço	Chave Allen
MWLNR/L 1616 H06-M2	16	16	100	21	WN_0604	NC-20	HT-1	5322 331-06	H318-1C	C - 2 C - 1/8
MWLNR/L 2020 K06-M2	20	20	125	25						
MWLNR/L 2525 M06-M2	25	25	150	32						
MWLNR/L 2020 K08-M2	20	20	125	25	WN_0804	NC-20	HT-1	5322 331-07	H308-1C	C - 2,5 C - 1/8
MWLNR/L 2525 M08-M2	25	25	150	32						
MWLNR/L 3232 P08-M2	32	32	170	40						
MWLNR/L 4040 S08-M2	40	40	250	50						

# SISTEMA DE FIXAÇÃO POR CUNHA-GRAMPO

## MTENN

Suporte neutro 60° com pastilha negativa triangular

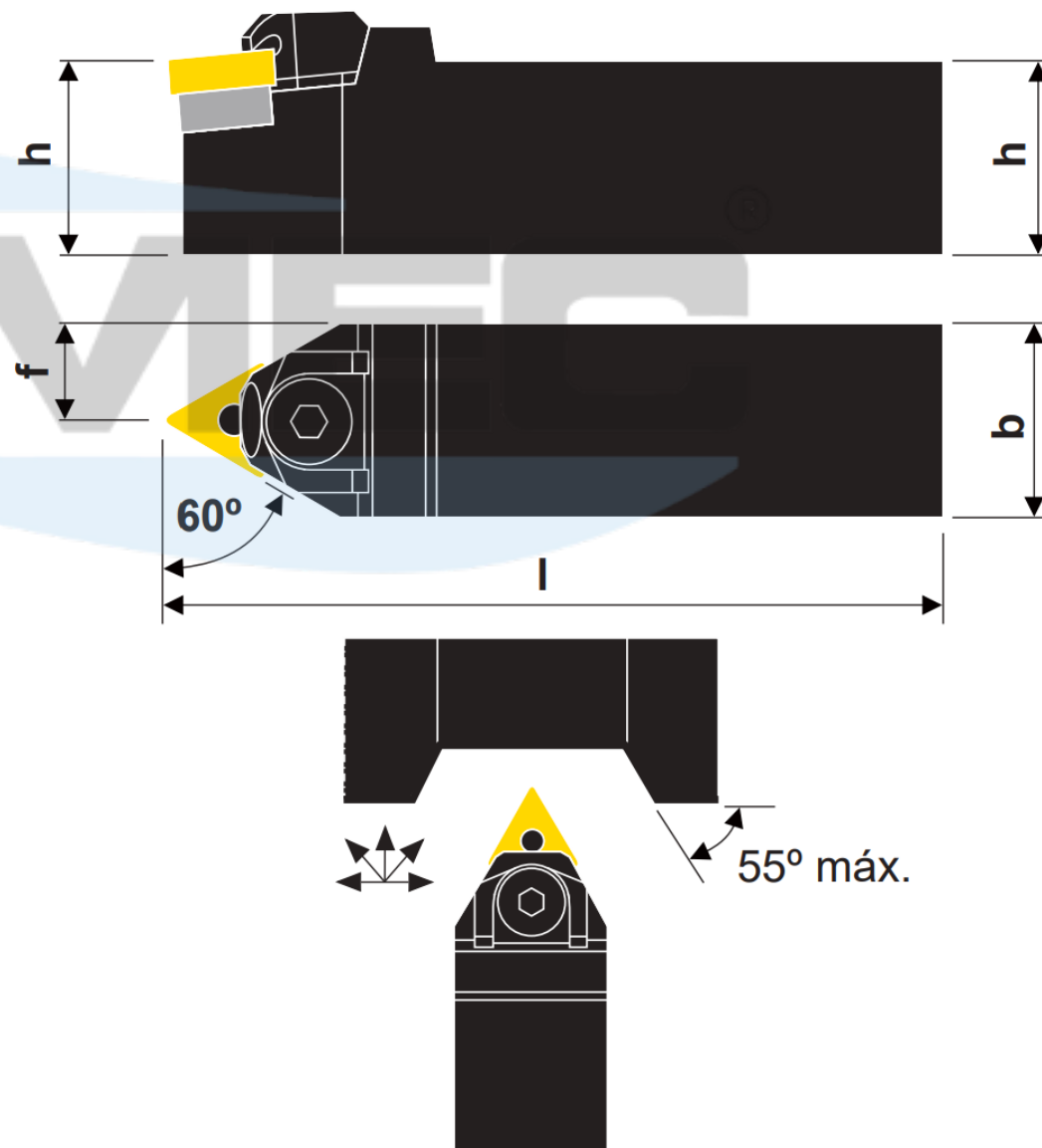


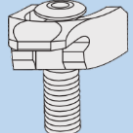


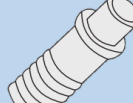
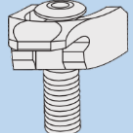


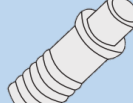
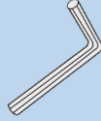
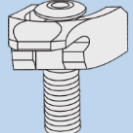


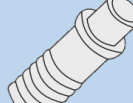
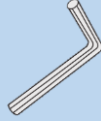


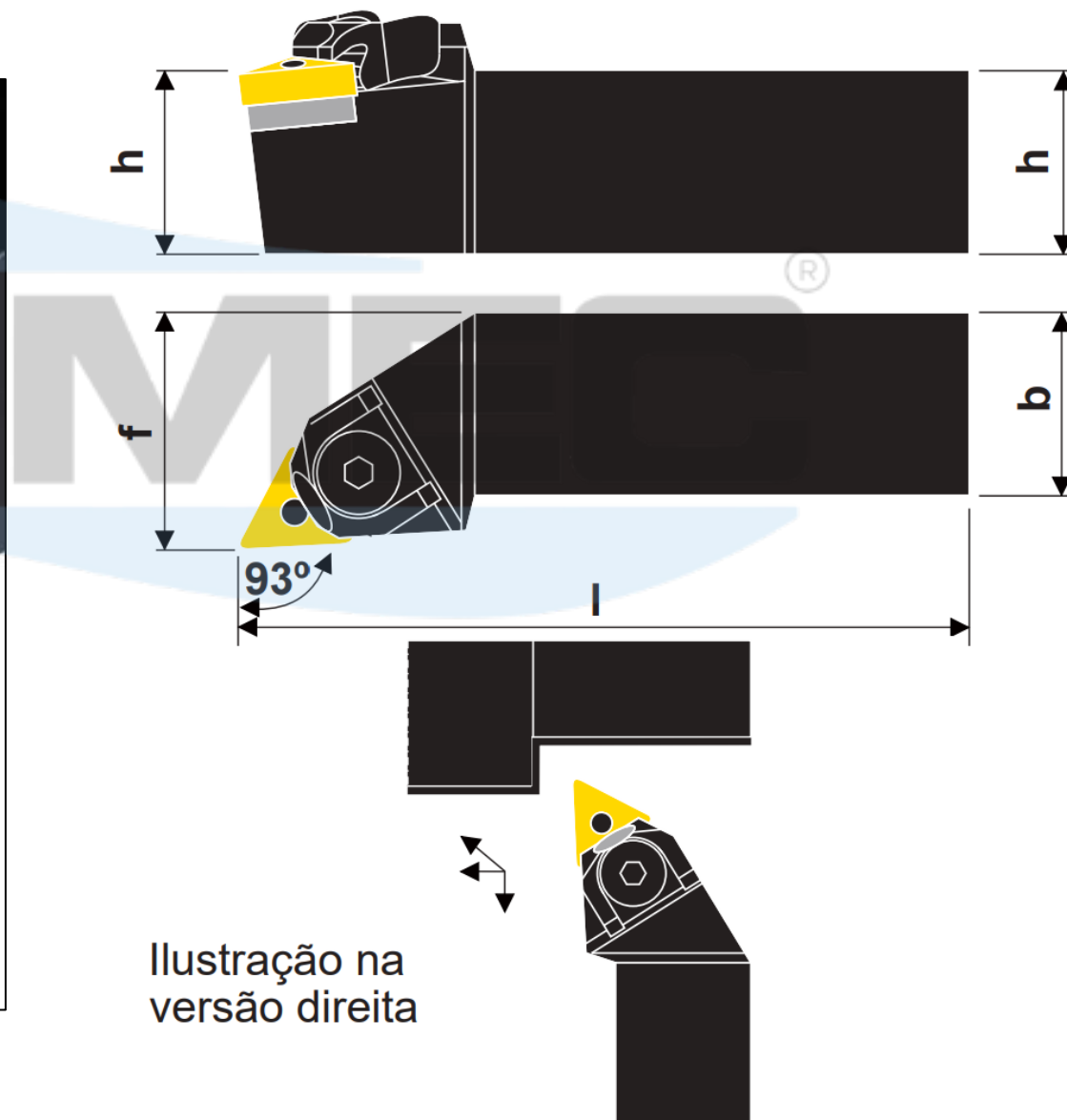

Ilustração na versão direita


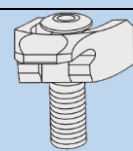

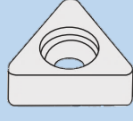
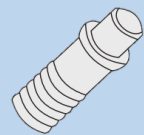
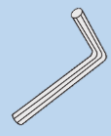

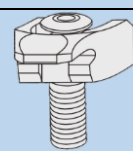

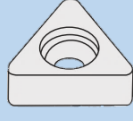
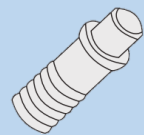
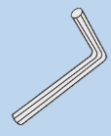

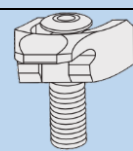

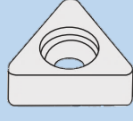
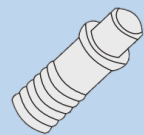
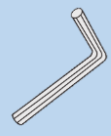

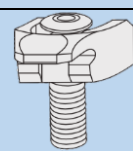

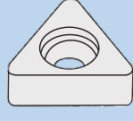
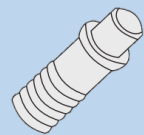
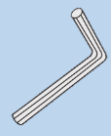
Produtos	Dimensões (mm)				Pastilha	Acessórios				
	h	b	l	f			 Cj. Grampo-Parafuso	 Parafuso do Pino	 Calço	 Pino
MTENN 2020 K16	20	20	125	10	TN_1604					
MTENN 2525 M16	25	25	150	12,5						
MTENN 3225 P16	32	25	170	12,5						
MTENN 2525 M22	25	25	150	12,5	TN_2204					
MTENN 3225 P22	32	25	170	12,5						
MTENN 3232 P22	32	32	170	16						

# SISTEMA DE FIXAÇÃO POR CUNHA-GRAMPO

## MTJNR

Suporte para tornear 93° com pastilha triangular negativa



Produtos	Dimensões (mm)				Pastilha	Acessórios					
	h	b	l	f			 Cj. Grampo-Parafuso	 Parafuso do Pino	 Calço	 Pino	 Chave Allen
MTJNR/L 1616 H16	16	16	100	20	TN_1604						
MTJNR/L 2020 K16	20	20	125	25							
MTJNR/L 2525 M16	25	25	150	32							
MTJNR/L 3225 P16	32	32	170	32							
MTJNR/L 4040 S16	40	40	250	50							
MTJNR/L 2525 M22	25	25	150	32	TN_2204						
MTJNR/L 3225 P22	32	32	170	32							
MTJNR/L 3232 P22	32	32	170	40	TN_2706						
MTJNR/L 4040 S22	40	40	250	50							
MTJNR/L 3232 P27	32	32	170	40							
MTJNR/L 4040 S27	40	40	250	50							

# SISTEMA DE FIXAÇÃO POR CUNHA-GRAMPO

## MWLNR

Suporte para torneiar 95° com pastilha trigonal negativa 80°

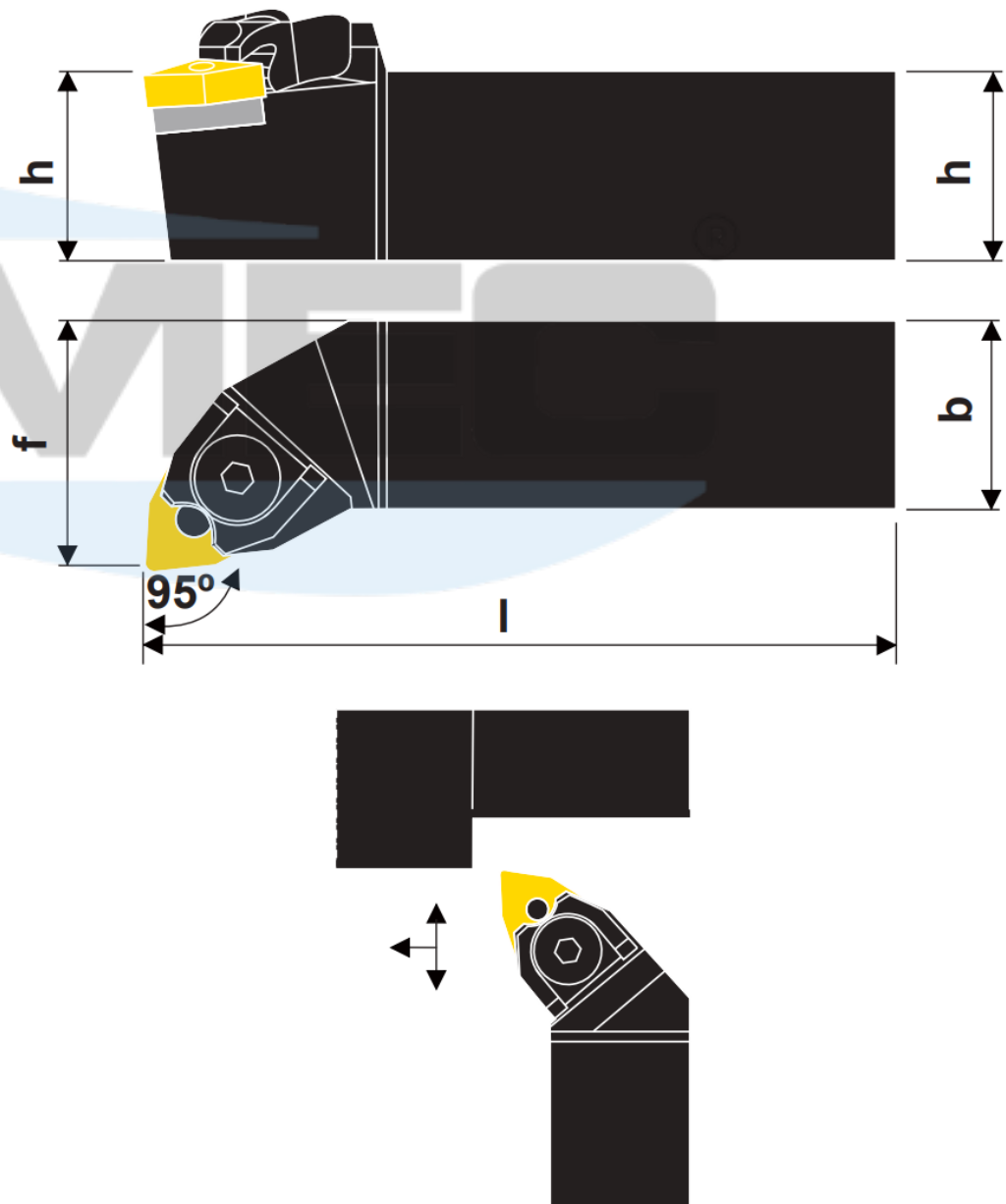

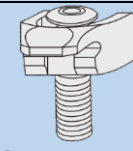

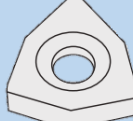
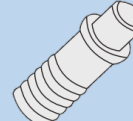
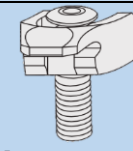

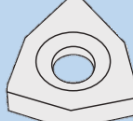
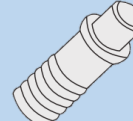
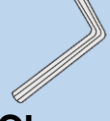
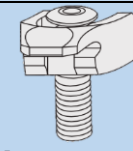

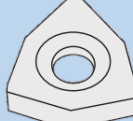
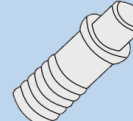
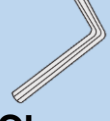


Ilustração na versão direita

Produtos	Dimensões (mm)				Pastilha	Acessórios				
	h	b	l	f						
MWLNR/L 1616 H06	16	16	100	21	WN_0604					
MWLNR/L 2020 K06	20	20	125	25						
MWLNR/L 2525 M06	25	25	150	32						
MWLNR/L 2020 K08	20	20	125	25	WN_0804					
MWLNR/L 2525 M08	25	25	150	32						
MWLNR/L 3232 P08	32	32	170	40						
MWLNR/L 4040 S08	40	40	250	50						



# SISTEMA DE FIXAÇÃO POR PARAFUSO TORX

## SCACR

Suporte para torneiar a  $93^\circ$  e facear a  $97^\circ$  com pastilha positiva  $80^\circ$

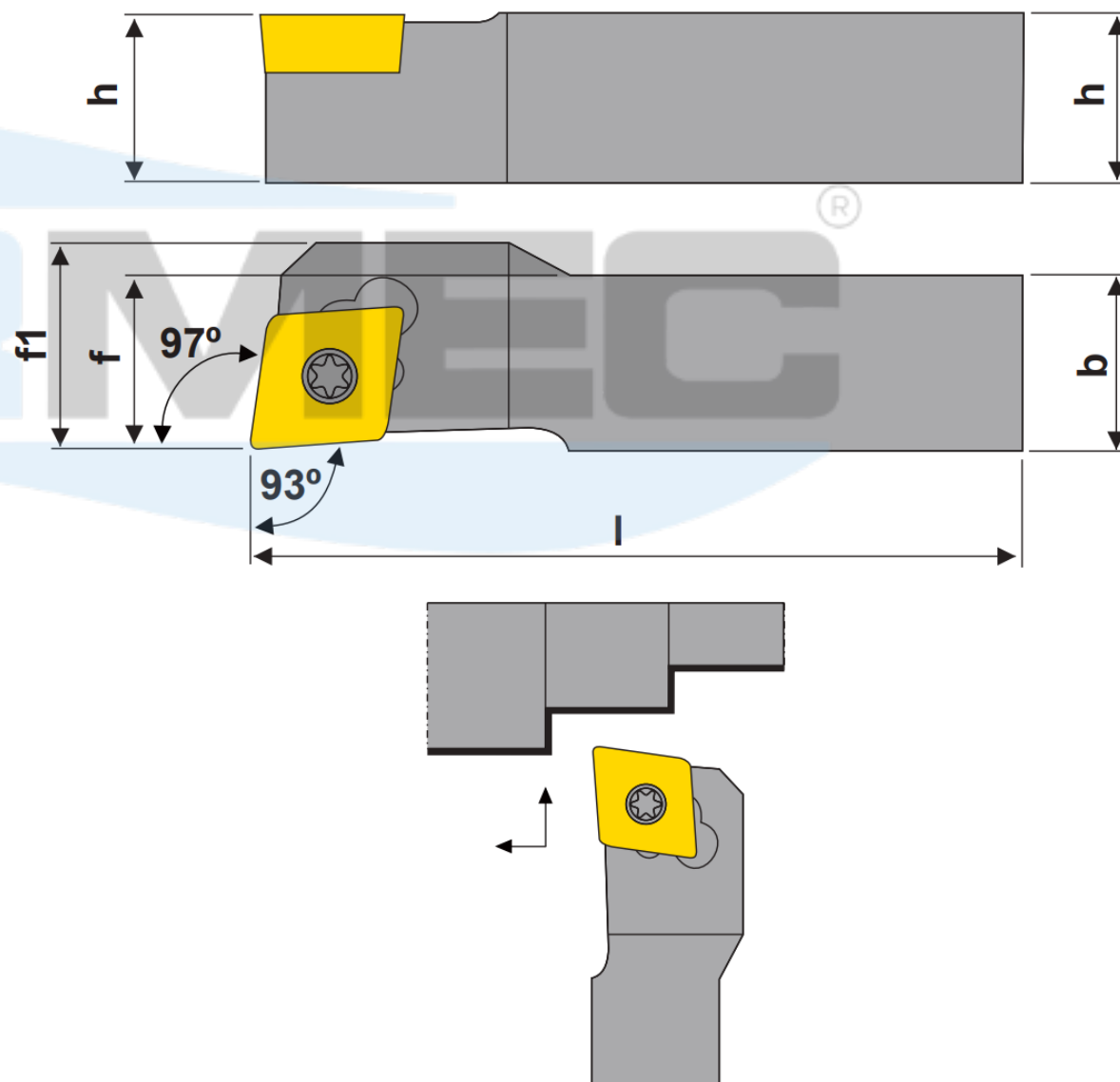


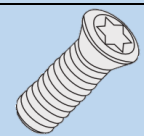


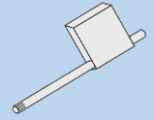


Ilustração na versão direita

Produtos	Dimensões (mm)					Pastilha 	Acessórios			
	h	b	l	f	f1		 Parafuso Torx	 Calço	 Parafuso do Calço	 Chave Torx/Allen
SCACR/L 1010 M06	10	10	150	10	-	CC_0602	5513 020-03	-	-	T7-B
SCACR/L 1212 M09	12	12	150	12	14	CC_09T3	5513 020-09	-	-	T15-B



# SISTEMA DE FIXAÇÃO POR PARAFUSO TORX

## SCBCR

Suporte para torneiar  $75^\circ$  com pastilha positiva  $80^\circ$  para aproveitamento do ângulo de  $100^\circ$

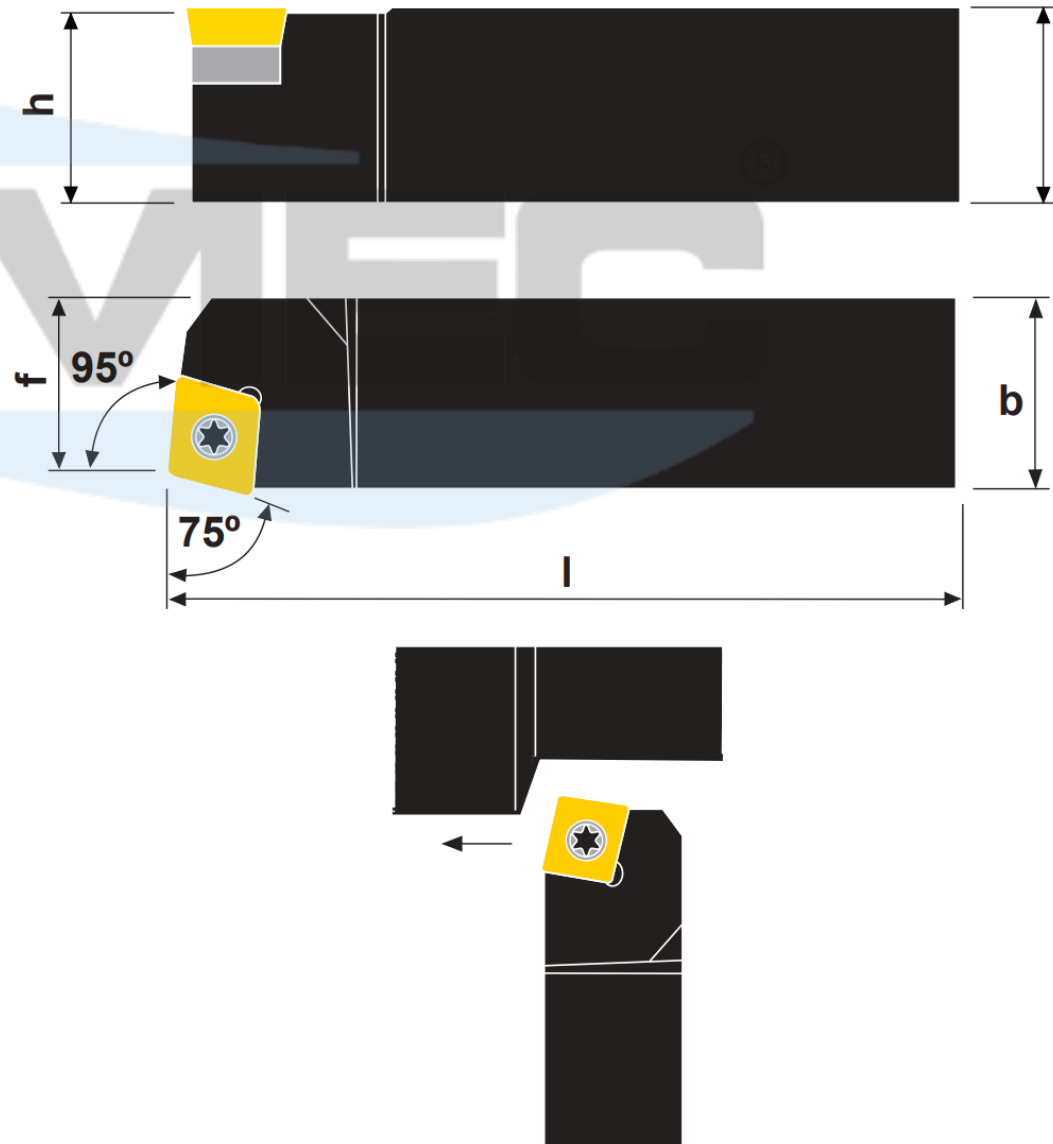
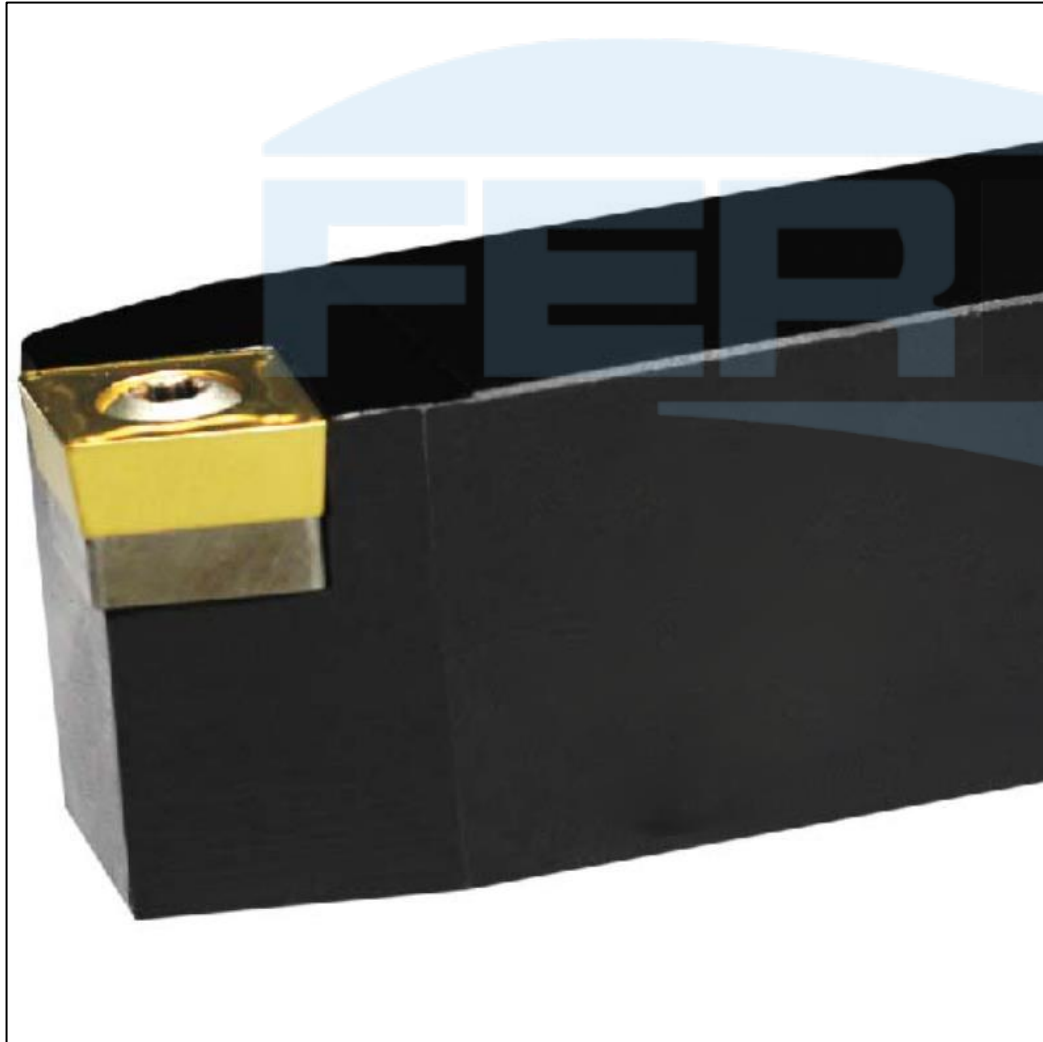

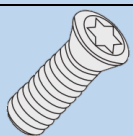
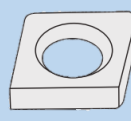

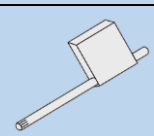


Ilustração na versão direita

Produtos	Dimensões (mm)				Pastilha 	Acessórios			
	h	b	l	f		 Parafuso Torx	 Calço	 Parafuso do Calço	 Chave Torx/Allen
SCBCR/L 2020 K09	20	20	125	17	CC_09T3	5513 020-01	5322 232-01	5512 090-01	T15-B
SCBCR/L 2525 M09	25	25	150	22					
SCBCR/L 2020 K12	20	20	125	17	CC_1204	5513 020-18	5322 232-02	5512 090-03	T15-B
SCBCR/L 2525 M12	25	25	150	22					

# SISTEMA DE FIXAÇÃO POR PARAFUSO TORX

## SCKCR

Suporte para facear a  $75^\circ$  com pastilha negativa  $80^\circ$  para aproveitamento do ângulo de  $100^\circ$

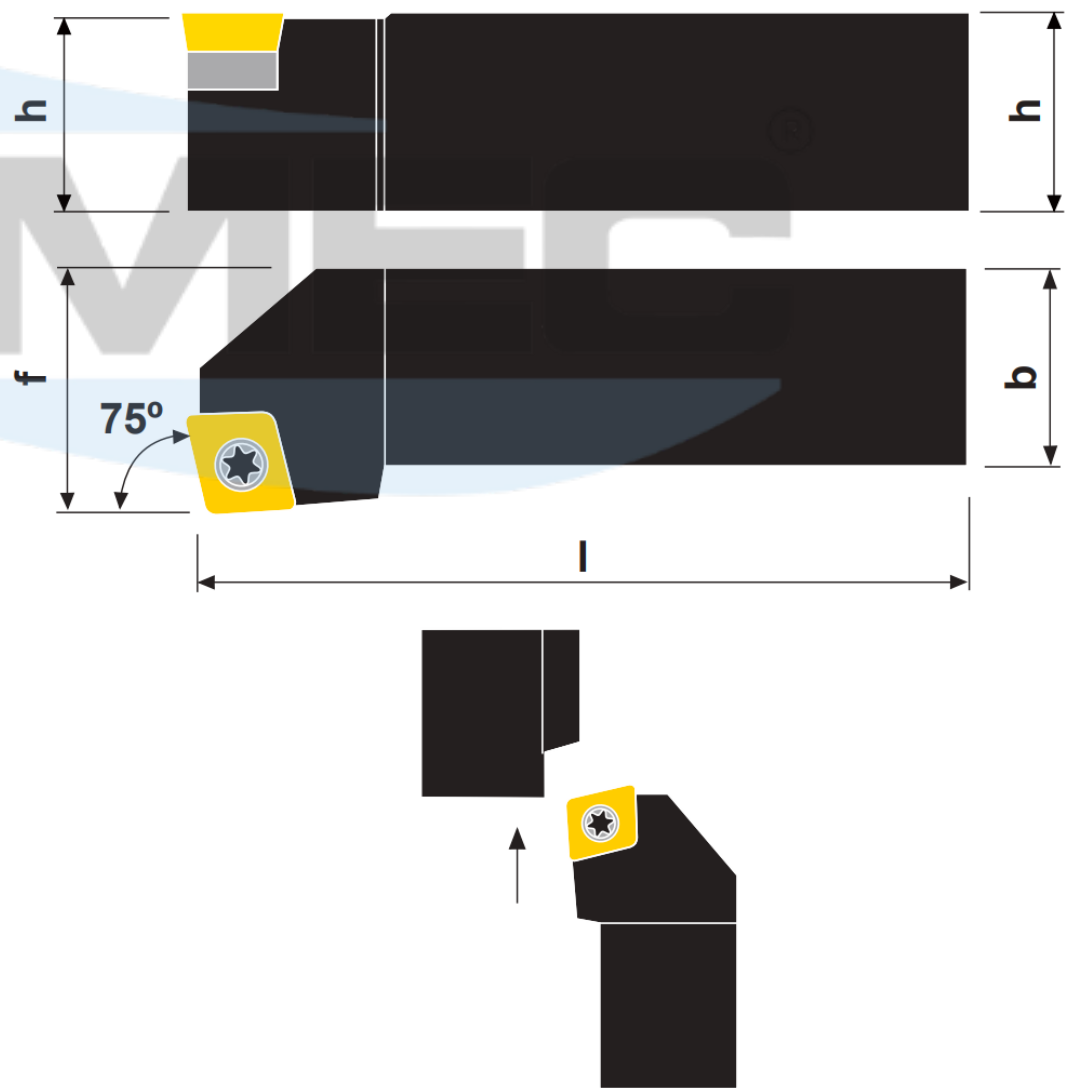



Ilustração na versão direita

Produtos	Dimensões (mm)				Pastilha	Acessórios			
	h	b	l	f		Parafuso Torx	Calço	Parafuso do Calço	Chave Torx/Allen
SCKCR/L 2020 K09	20	20	125	17	CC_09T3	5513 020-01	5322 232-01	5512 090-01	T15-B C-9/64
SCKCR/L 2525 M09	25	25	150	22					
SCKCR/L 2020 K12	20	20	125	17	CC_1204	5513 020-18	5322 232-02	5512 090-03	T15-B C-9/64
SCKCR/L 2525 M12	25	25	150	22					

# SISTEMA DE FIXAÇÃO POR PARAFUSO TORX

## SCLCR

Suporte para torneiar  $75^\circ$  com pastilha positiva  $80^\circ$  para aproveitamento do ângulo de  $100^\circ$

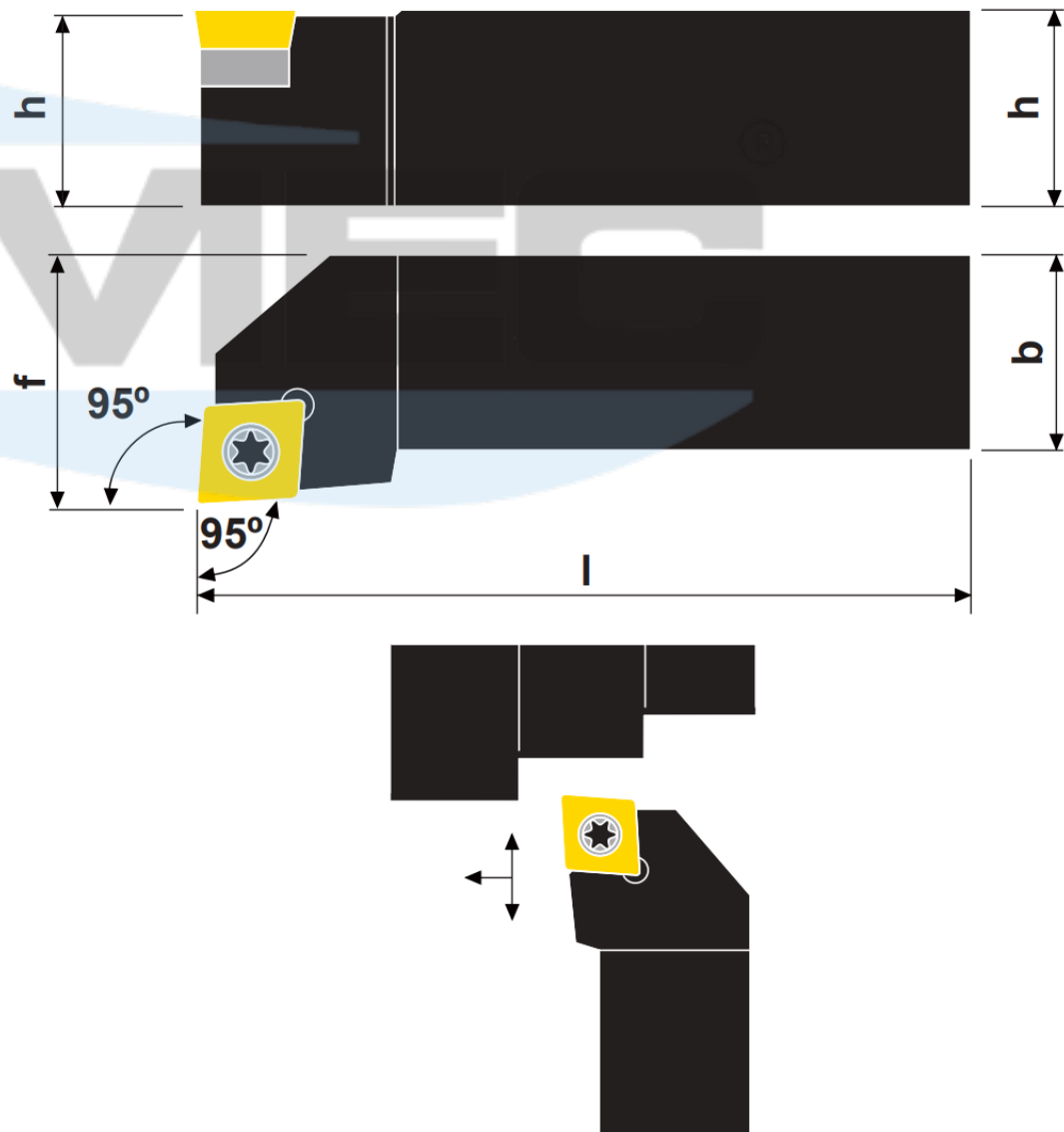


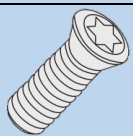
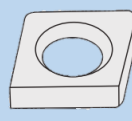

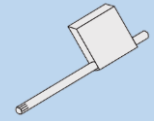


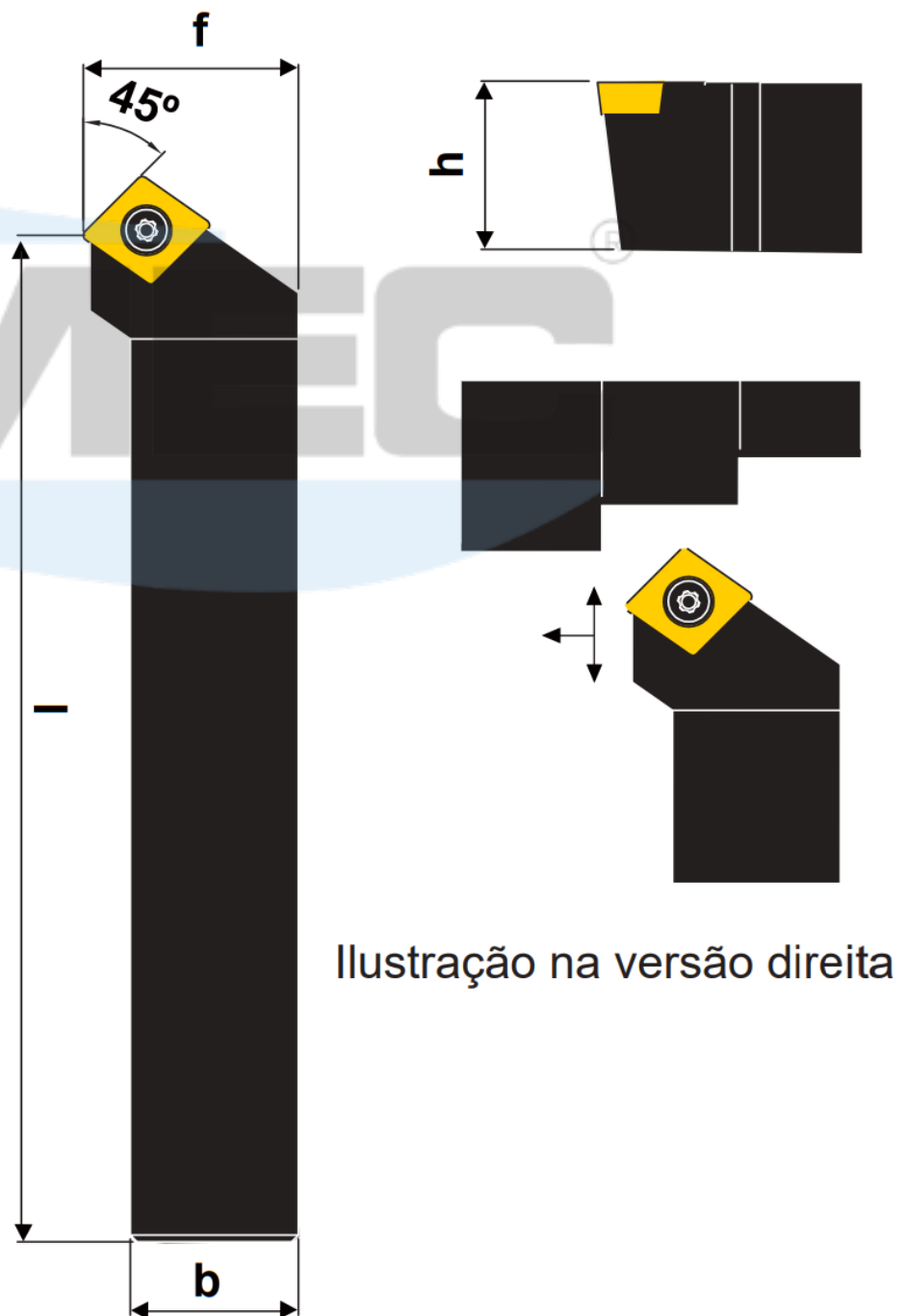
Ilustração na versão direita


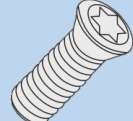
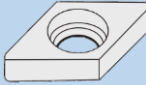


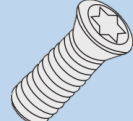
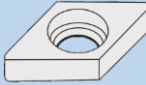


Produtos	Dimensões (mm)				Pastilha 	Acessórios			
	h	b	l	f		 Parafuso Torx	 Calço	 Parafuso do Calço	 Chave Torx/Allen
SCLCR/L 0808 D06	8	8	60	10	CC_0602	5513 020-03	-	-	T7-B
SCLCR/L 1010 E06	10	10	70	12		5513 020-10	-	-	T15-B
SCLCR/L 1212 F09	12	12	80	16	CC_09T3	5513 020-01	5322 232-01	5512 090-01	T15-B C-9/64
SCLCR/L 1616 H09	16	16	100	20		5513 020-18	5322 232-02	5512 090-03	T15-B C-9/64
SCLCR/L 2020 K09	20	20	125	25		5513 020-18	5322 232-02	5512 090-03	T15-B C-9/64
SCLCR/L 2525 M09	25	25	150	32	CC_1204	5513 020-18	5322 232-02	5512 090-03	T15-B C-9/64
SCLCR/L 2020 K12	20	20	125	25		5513 020-18	5322 232-02	5512 090-03	T15-B C-9/64
SCLCR/L 2525 M12	25	25	150	32	5513 020-18	5322 232-02	5512 090-03	T15-B C-9/64	

# SISTEMA DE FIXAÇÃO POR PARAFUSO TORX

## SCSCR

Suporte para torneiar e facear 45° com pastilha positiva 80°



Produtos	Dimensões (mm)				Pastilha 	Acessórios			
	h	b	l	f		 Parafuso Torx	 Calço	 Parafuso do Calço	 Chave Torx
SCSCR/L 1616 H12	16	16	100	20	CC_1204	 5513 020-18	 5322 232-02	 5512 090-03	 T15-B C - 9/64
SCSCR/L 2020 K12	20	20	125	25					
SCSCR/L 2525 M12	25	25	150	32					

# SISTEMA DE FIXAÇÃO POR PARAFUSO TORX

## SDACR

Suporte para torneiar e facear 90° com pastilha positiva 55°

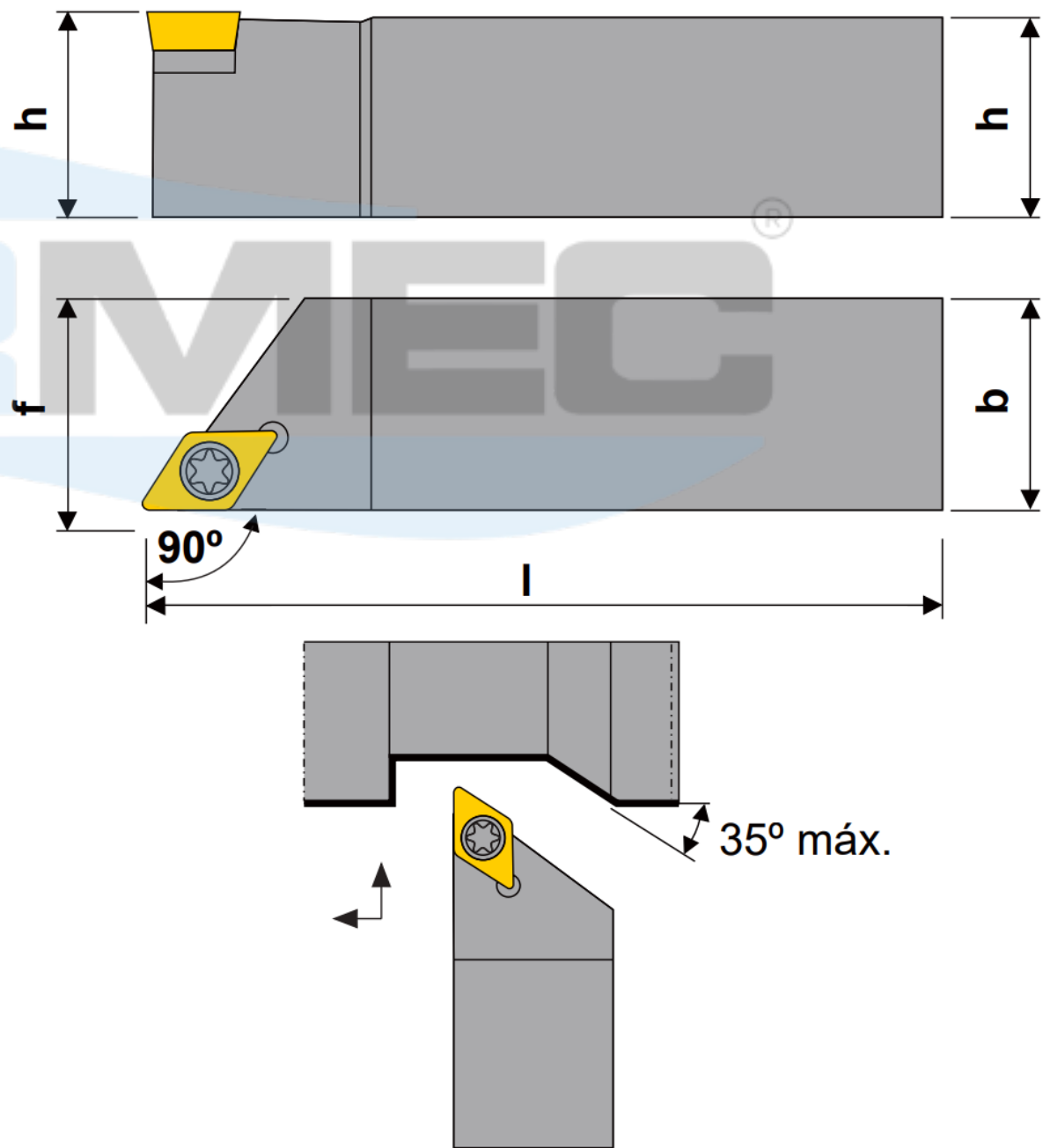
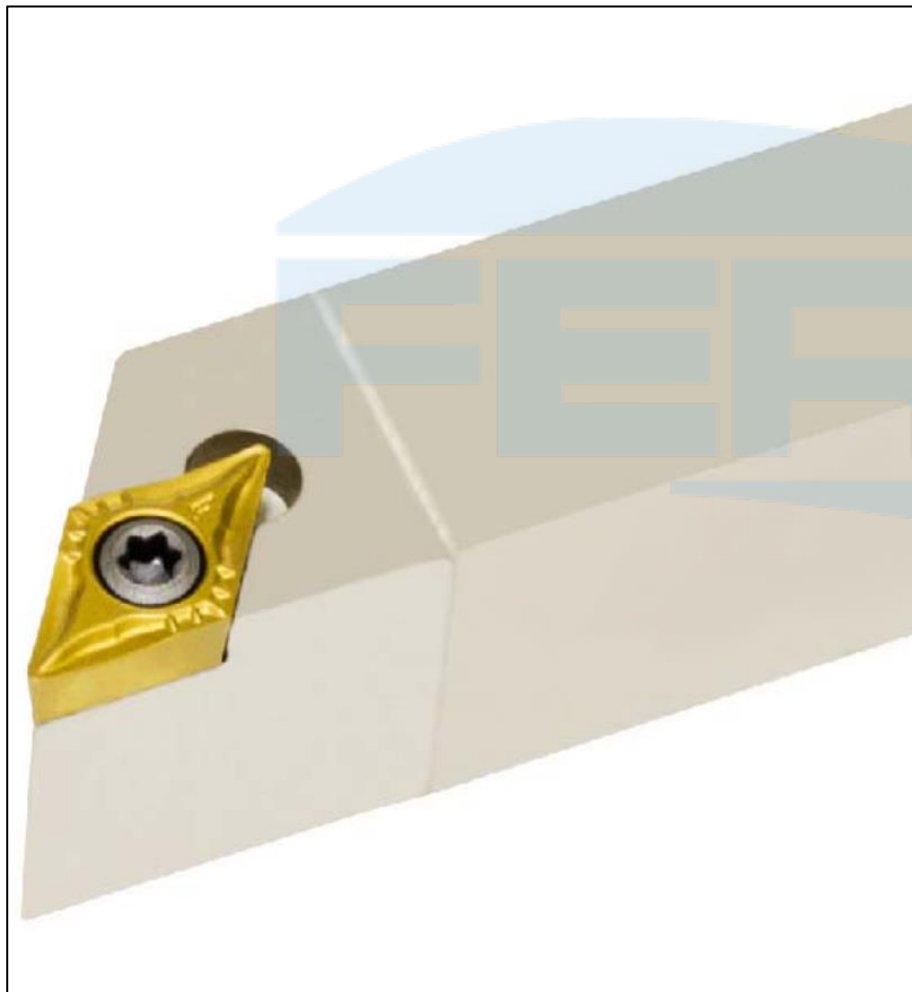


Ilustração na versão direita

Produtos	Dimensões (mm)				Pastilha	Acessórios			
	h	b	l	f		Parafuso Torx	Calço	Parafuso do Calço	Chave Torx
SDACR/L 1010 M07	10	10	150	10	DC_0702	5513 020-03	-	-	T7-B
SDACR/L 1212 M07	12	12	150	12					
SDACR/L 1212 M11	12	12	150	12	DC_11T3	5513 020-10	-	-	T15-B
SDACR/L 1616 M11	16	16	150	16		5513 020-01	5322 263-01	5512 090-01	T15-B C - 9/64
SDACR/L 2020 M11	20	20	150	20					



# SISTEMA DE FIXAÇÃO POR PARAFUSO TORX

## SDHCR

Suporte para torneiar e facear  $107^{\circ}30'$  com pastilha positiva  $55^{\circ}$

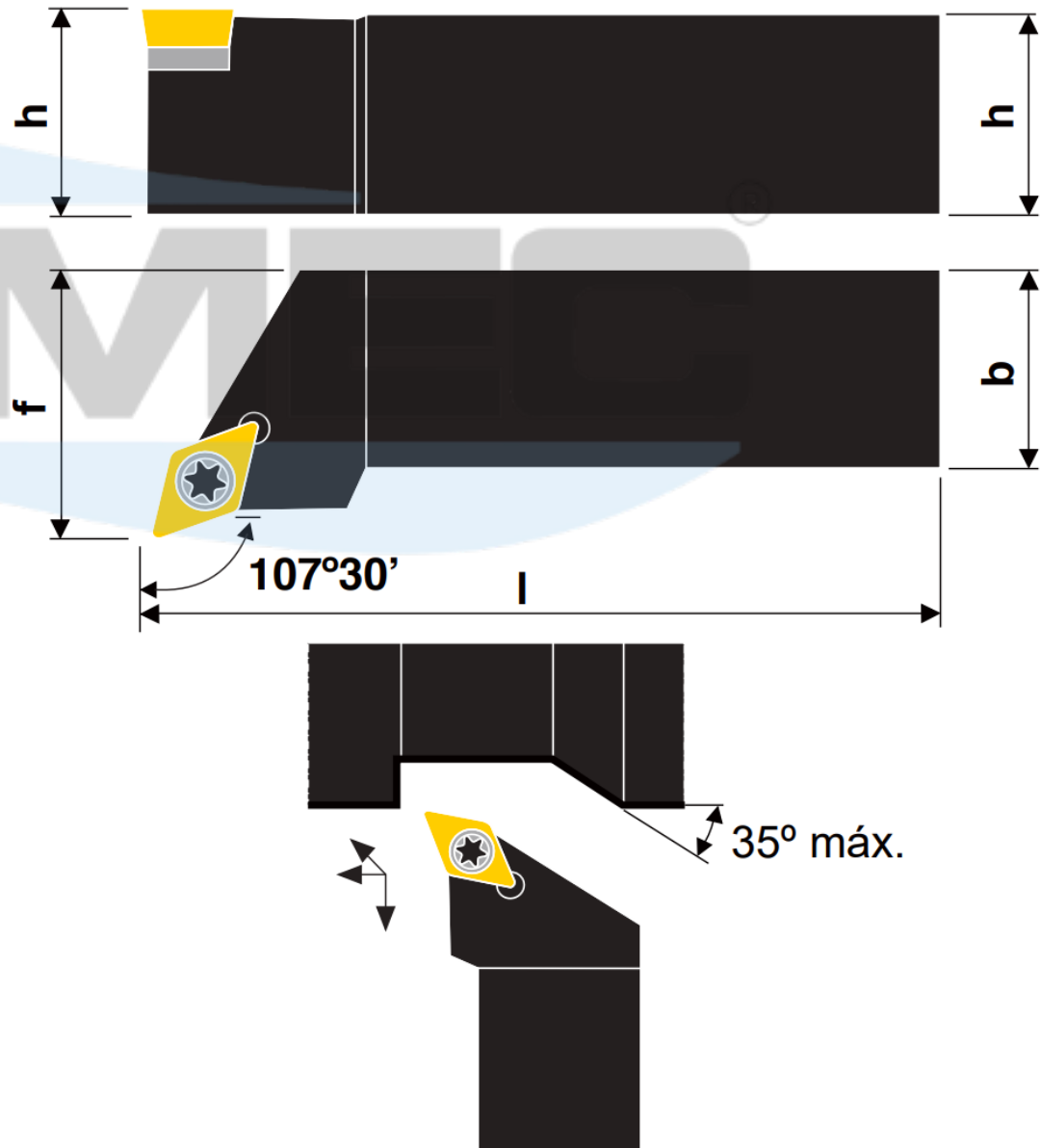


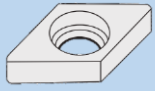

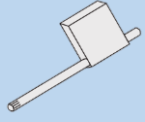


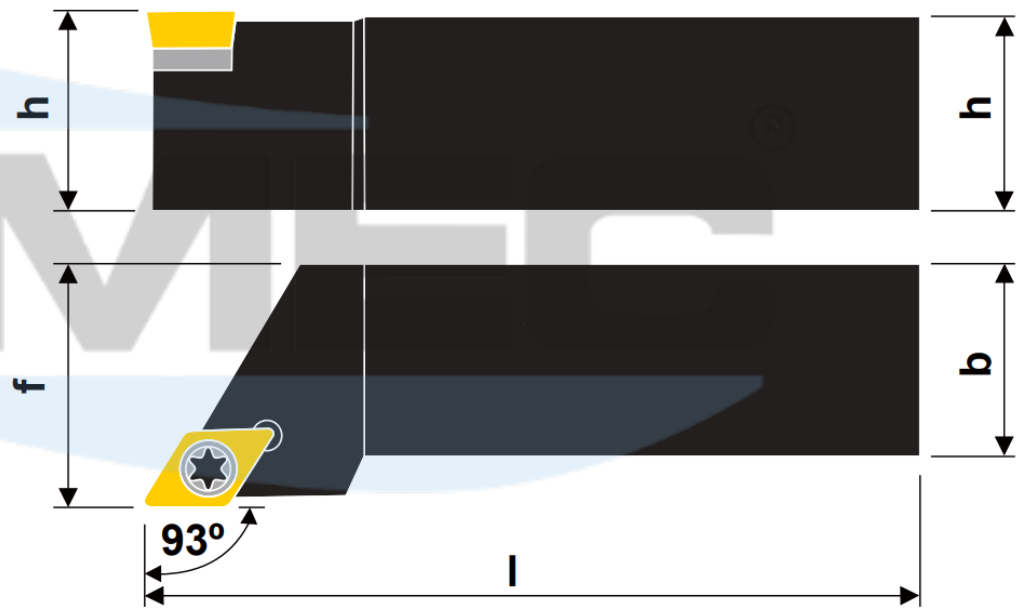

Ilustração na versão direita


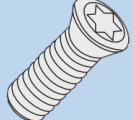
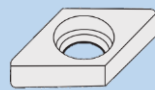

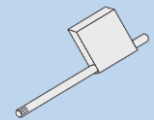
Produtos	Dimensões (mm)				Pastilha 	Acessórios			
	h	b	l	f		 Parafuso Torx	 Calço	 Parafuso do Calço	 Chave Torx
SDHCR/L 2020 K11	20	20	125	25	DC_11T3	5513 020-01	5322 263-01	5512 090-01	T15-B C - 9/64
SDHCR/L 2525 M11	25	25	150	32					

# SISTEMA DE FIXAÇÃO POR PARAFUSO TORX

## SDJCR

Suporte para torneiar e facear 93° com pastilha positiva 55°



Produtos	Dimensões (mm)				Pastilha 	Acessórios			
	h	b	l	f		 Parafuso Torx	 Calço	 Parafuso do Calço	 Chave Torx/Allen
SDJCR/L 0808 F07	08	08	80	10	DC_0702	5513 020-03	-	-	T7-B
SDJCR/L 1010 E07	10	10	70	12					
SDJCR/L 1212 F07	12	12	80	16					
SDJCR/L 1616 H07	16	16	100	20					
SDJCR/L 2020 K07	20	20	125	25					
SDJCR/L 0808 K07-S	08	08	125	08					
SDJCR/L 1010 K07-S	10	10	125	10					
SDJCR/L 1212 K07-S	12	12	125	12					
SDJCR/L 1616 K07-S	16	16	125	16					
SDJCR/L 1212 F11	12	12	80	16	DC_11T3	5513 020-10	-	-	T15-B
SDJCR/L 1616 H11	16	16	100	20		5513 020-01	5322 263-01	5512 090-01	T15-B C - 9/64
SDJCR/L 2020 K11	20	20	125	25					
SDJCR/L 2525 M11	25	25	150	32					
SDJCR/L 1212 K11-S	12	12	125	12					
SDJCR/L 1616 K11-S	16	16	125	16					

# SISTEMA DE FIXAÇÃO POR PARAFUSO TORX

## SDNCN

Suporte neutro para torneiar com pastilha positiva 55°

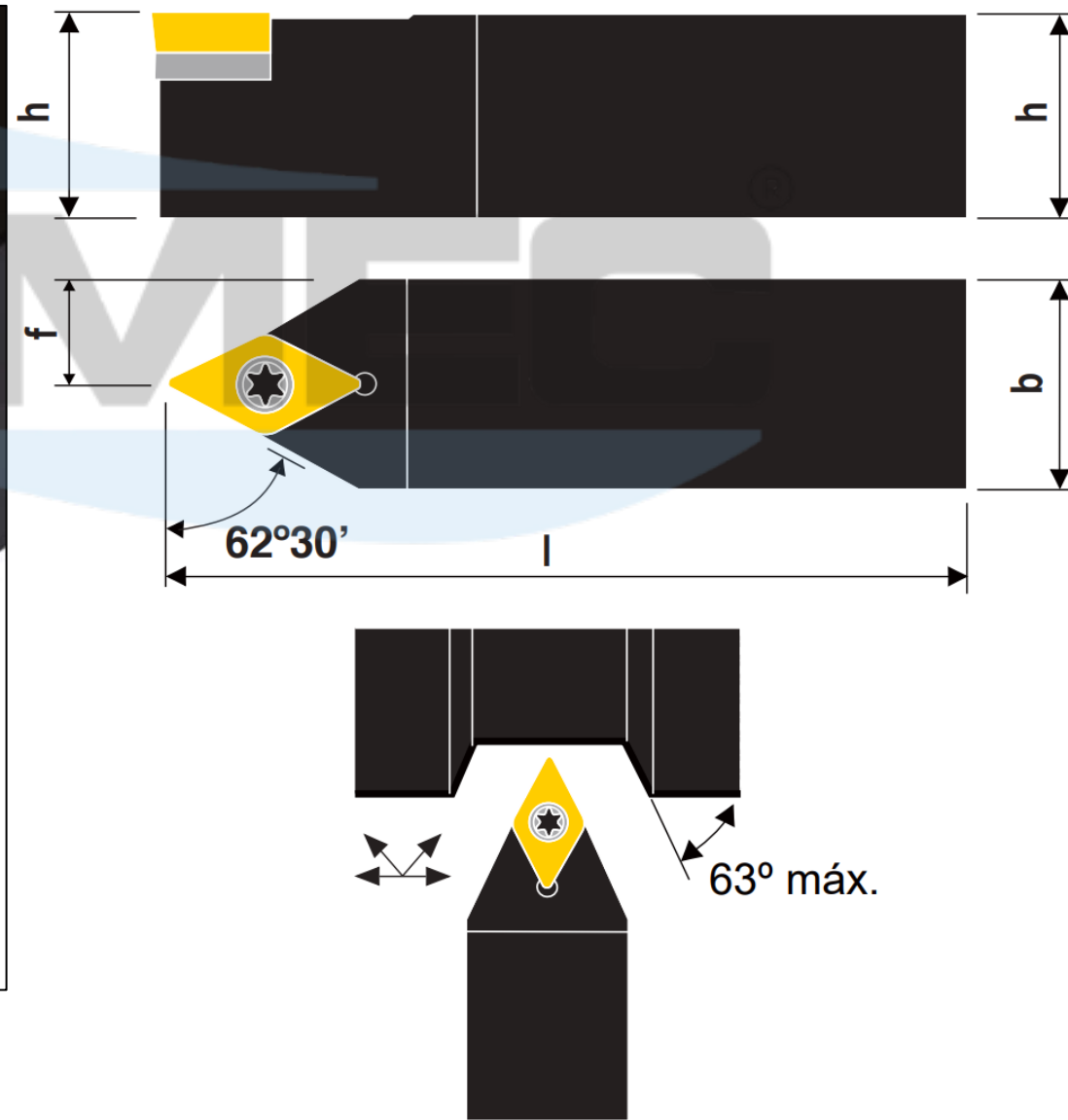



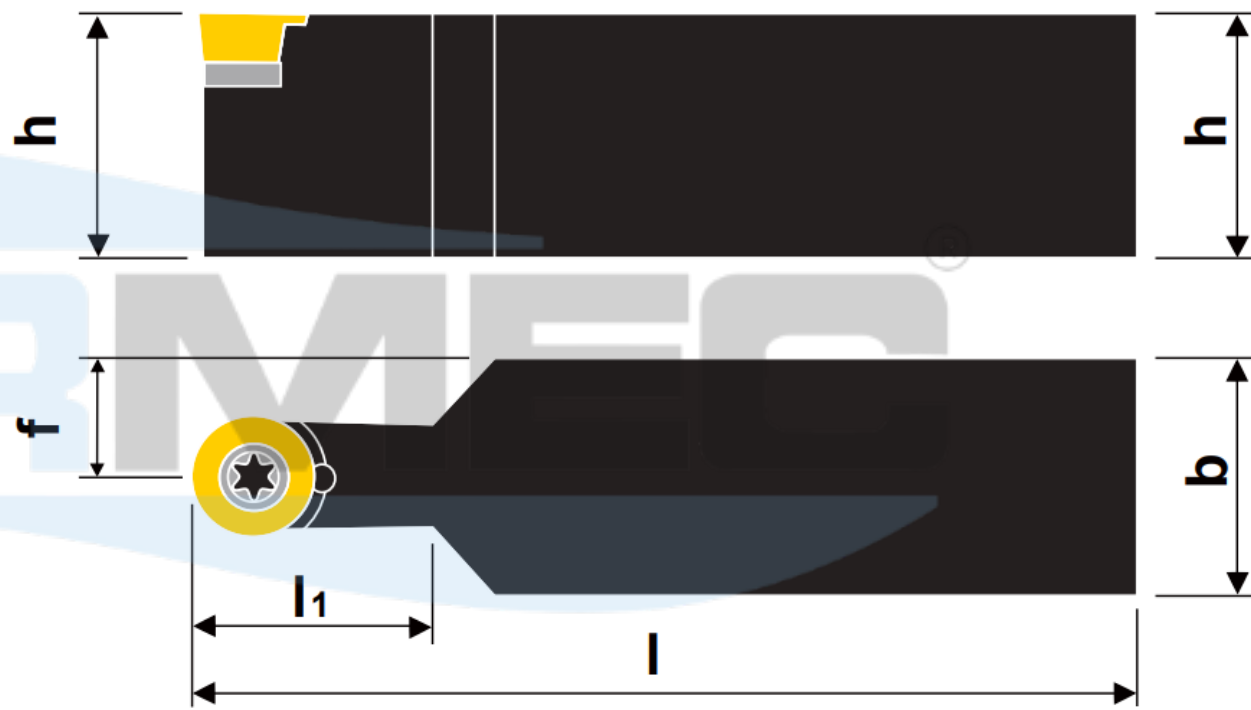
Ilustração na versão direita

Produtos	Dimensões (mm)				Pastilha	Acessórios			
	h	b	l	f		Parafuso Torx	Calço	Parafuso do Calço	Chave Torx
SDNCN 1010 E07	10	10	70	5,2	DC_0702	5513 020-03	-	-	T07-B
SDNCN 1212 F07	12	12	80	6,2					
SDNCN 1616 H07	16	16	100	8,5					
SDNCN 2020 K07	20	20	125	10,5					
SDNCN 1212 F11	12	12	80	6,2	DC_11T3	5513 020-01	5322 263-01	5512 090-01	T15-B C-9/64
SDNCN 1616 H11	16	16	100	8,5					
SDNCN 2020 K11	20	20	125	10,5					
SDNCN 2525 M11	25	25	150	13					

# SISTEMA DE FIXAÇÃO POR PARAFUSO TORX

## SRDCN

Suporte neutro para torneiar e facear com pastilha positiva redonda

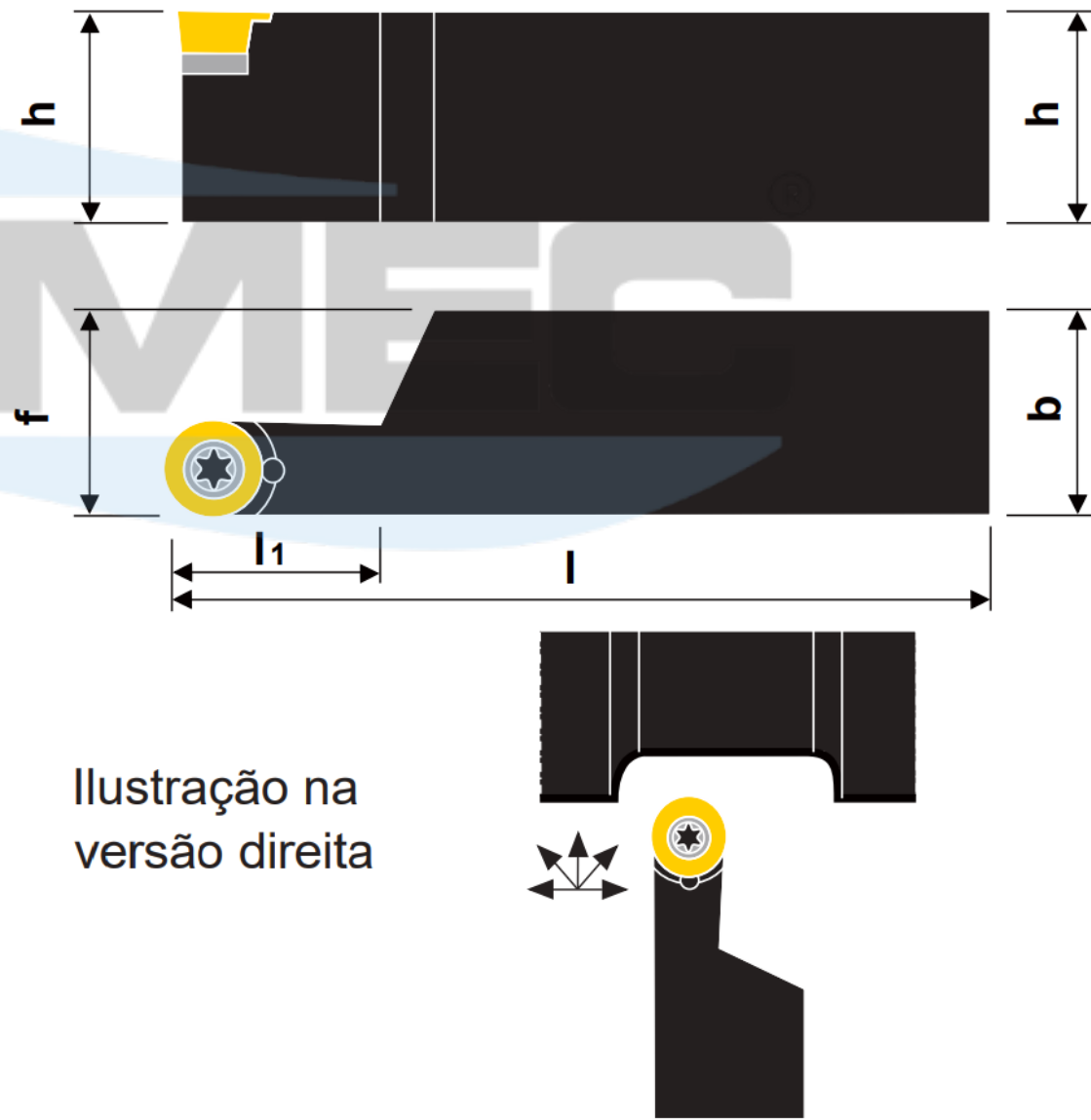



Produtos	Dimensões (mm)					Pastilha	Acessórios			
	h	b	l	l1	f		Parafuso Torx	Calço	Parafuso do Calço	Chave Torx/ Allen
SRDCN 1010 E05	10	10	70	10	7,5	RC_0502MO	5513 020-05	-	-	T7-B
SRDCN 2020 K05 - A	20	20	125	15	12,5					
SRDCN 1212 F06	12	12	80	12	9	RC_0602MO	5513 020-03	-	-	T7-B
SRDCN 2020 K06 - A	20	20	125	25	13					
SRDCN 2525 M06 - A	25	25	150	28	15,5					
SRDCN 1616 H08	16	16	100	16	12	RC_0803MO	5513 020-04	-	-	T9-B
SRDCN 2020 K08 - A	20	20	125	25	14					
SRDCN 2525 M08 - A	25	25	150	28	16,5					
SRDCN 2020 K10 - A	20	20	125	25	15	RC_10T3MO	5513 020-10	5322 110-01	5512 090-01	T15-B C - 9/64
SRDCN 2525 M10 - A	25	25	150	28	17,5					
SRDCN 2020 K12 - A	20	20	125	25	16	RC_1204MO	5513 020-01	5322 110-02	5512 090-01	T15-B C - 9/64
SRDCN 2525 M12 - A	25	25	150	28	18,5					
SRDCN 3225 P12 - A	32	25	170	28	18,5					
SRDCN 2525 M16 - A	25	25	150	35	20,5	RC_1606MO	5513 020-26	5322 110-03	5512 090-06	T20-B C - 5,0
SRDCN 3225 P16 - A	32	25	170	35	20,5					
SRDCN 3225 M20 - A	25	25	150	38	22,5	RC_2006MO	5513 020-14	5322 110-04	5512 090-08	T25-B C - 6,0
SRDCN 3232 P20 - A	32	32	170	40	26					

# SISTEMA DE FIXAÇÃO POR PARAFUSO TORX

## SRDCR

Suporte para torneiar e facear com pastilha positiva redonda



Produtos	Dimensões (mm)					Pastilha	Acessórios			
	h	b	l	l1	f		Parafuso Torx	Calço	Parafuso do Calço	Chave Torx/ Allen
SRDCR/L 2020 K06 - A	20	20	125	25	20,5	RC_0602MO	5513 020-03	-	-	T7-B
SRDCR/L 2525 M06 - A	25	25	150	28	25,5					
SRDCR/L 2020 K08 - A	20	20	125	25	20,5	RC_0803MO	5513 020-04	-	-	T9-B
SRDCR/L 2525 M08 - A	25	25	150	20	25,5					
SRDCR/L 2020 K10 - A	20	20	125	25	20,5	RC_10T3MO	5513 020-10	5322 110-01	5512 090-01	T15-B C - 9/64
SRDCR/L 2525 M10 - A	25	25	150	28	25,5					
SRDCR/L 2020 K12 - A	20	20	125	25	20,5	RC_1204MO	5513 020-01	5322 110-02	5512 090-01	T15-B C - 9/64
SRDCR/L 2525 K12 - A	25	25	150	28	20,5					
SRDCR/L 3225 P12 - A	32	25	170	28	25,5					
SRDCR/L 3225 P16 - A	32	25	170	35	25,5	RC_1206MO	5513 020-26	5322 110-03	5512 090-06	T20-B/ C-5
SRDCR/L 3232 P20 - A	32	32	170	40	32,5	RC_2006MO	5513 020-14	5322 110-04	5512 090-08	T20-B/ C-5



# SISTEMA DE FIXAÇÃO POR PARAFUSO TORX

## SRSCR

Suporte para torneiar e facear com pastilha positiva redonda

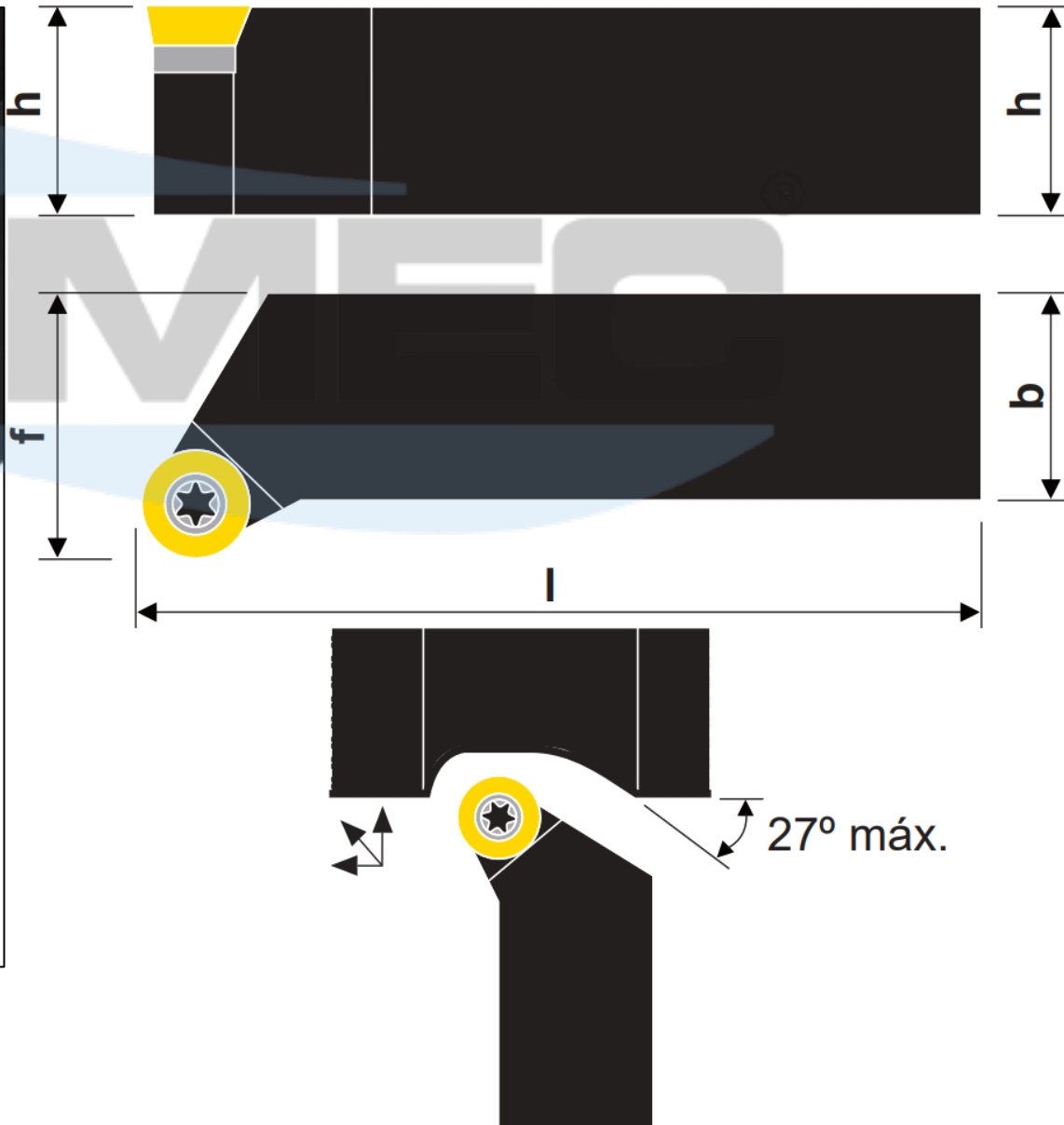


Ilustração na versão direita

Produtos	Dimensões (mm)				Pastilha	Acessórios			
	h	b	l	f		Parafuso Torx	Calço	Parafuso do Calço	Chave Torx/ Allen
SRSCR/L 2020 K10 - A	20	20	125	25	RC_10T3MO	5513 020-10	5322 110-01	5512 090-01	T15-B C - 9/64
SRSCR/L 2525 M10 - A	25	25	150	32					
SRSCR/L 2020 K12 - A	20	20	125	25	RC_1204MO	5513 020-01	5322 110-02	5512 090-01	T15-B C - 9/64
SRSCR/L 2525 M12 - A	25	25	150	32					
SRSCR/L 3225 P12 - A	32	25	170	32					
SRSCR/L 3225 P16 - A	32	25	170	32	RC_1606MO	5513 020-26	5322 110-03	5512 090-06	T20-B / C-5,0
SRSCR/L 3232 P20 - A	32	32	170	40	RC_2006MO	5513 020-14	5322 110-04	5512 090-08	T25-F / C-6,0

# SISTEMA DE FIXAÇÃO POR PARAFUSO TORX

## SSDCN

Suporte neutro para torneiar com pastilha positiva quadrada

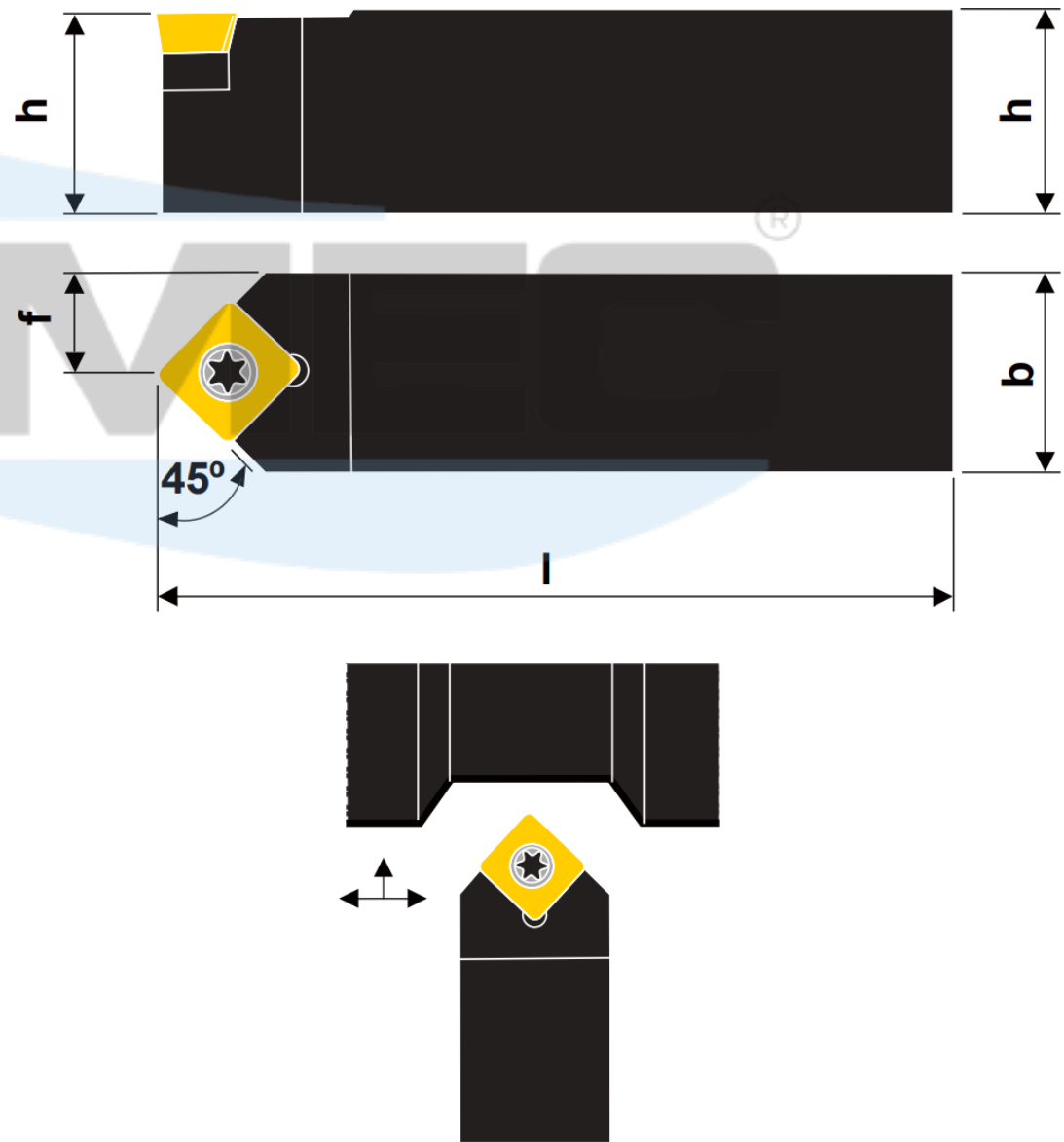



Ilustração na versão direita

Produtos	Dimensões (mm)				Pastilha	Acessórios			
	h	b	l	f		Parafuso Torx	Calço	Parafuso do Calço	Chave Torx/ Allen
SSDCN 1212 F09	12	12	80	6	SC_09T3	5513 020-10	-	-	T15-B
SSDCN 1616 H09	16	16	100	8		5513 020-01	5322 420-01	5512 090-01	T15-B C - 9/64
SSDCN 2020 K09	20	20	125	10		5513 020-18	5322 420-02	5512 090-03	T15-B C - 9/64
SSDCN 2020 K12	20	20	125	10	SC_1204				
SSDCN 2525 M12	25	25	150	12,5					

# SISTEMA DE FIXAÇÃO POR PARAFUSO TORX

## SSSCR

Suporte para torneiar e facear 45° com pastilha positiva quadrada

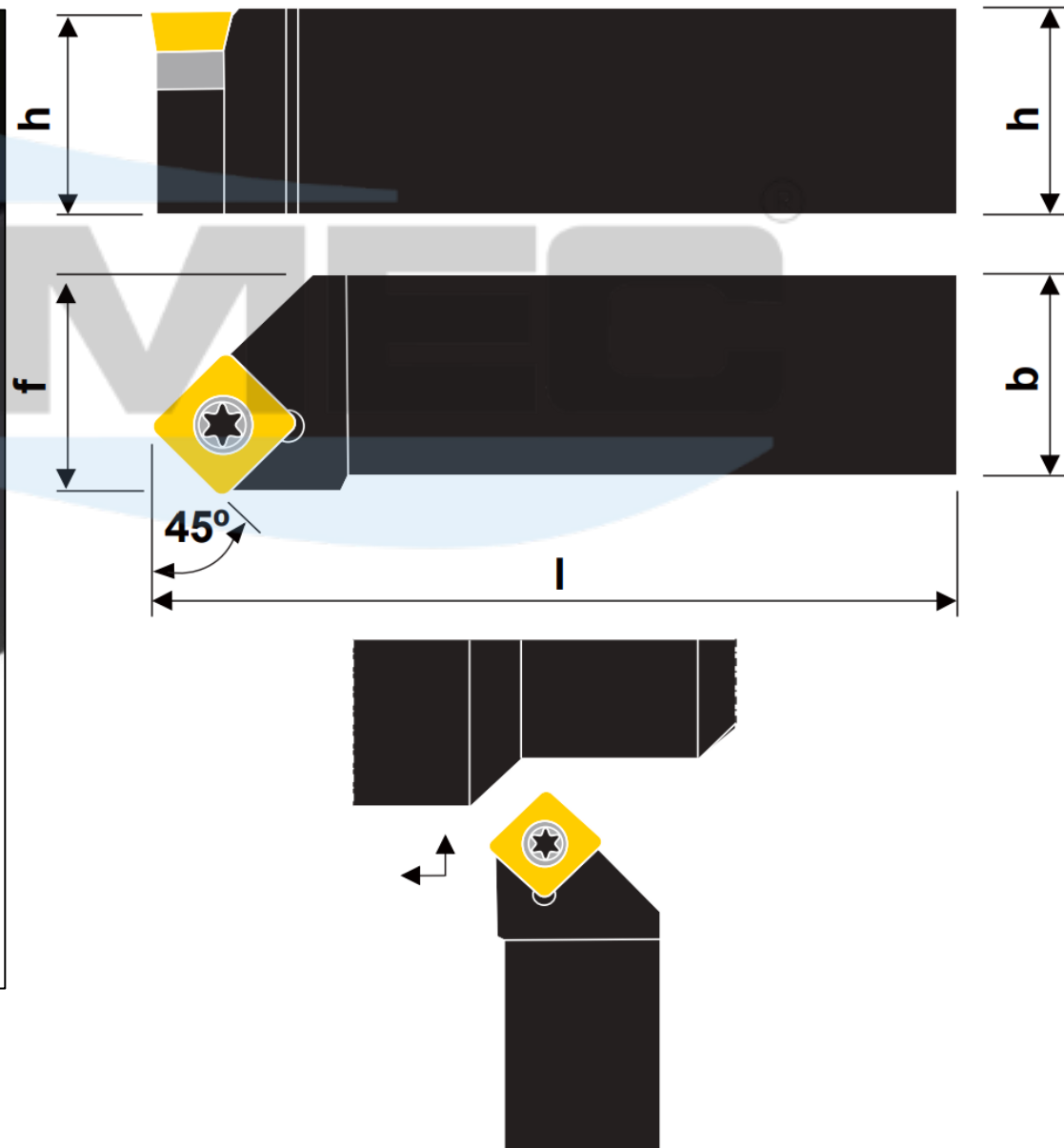



Ilustração na versão direita

Produtos	Dimensões (mm)				Pastilha	Acessórios			
	h	b	l	f		Parafuso Torx	Calço	Parafuso do Calço	Chave Torx/ Allen
SSSCR/L 1010 E09	10	10	60	12	SC_09T3	5513 020-10	-	-	T15-B
SSSCR/L 1212 F09	12	12	80	16					
SSSCR/L 1616 H09	16	16	100	20	SC_09T3	5513 020-10	5322 420-01	5512 090-01	T15-B
SSSCR/L 2020 K09	20	20	125	25					
SSSCR/L 2020 K12	20	20	125	25	SC_1204	5513 020-18	5322 420-02	5512 090-03	T15-B C - 9/64
SSSCR/L 2525 M12	25	25	150	27					

# SISTEMA DE FIXAÇÃO POR PARAFUSO TORX

## STDCR

Suporte para torneiar e facear 45° com pastilha positiva triangular

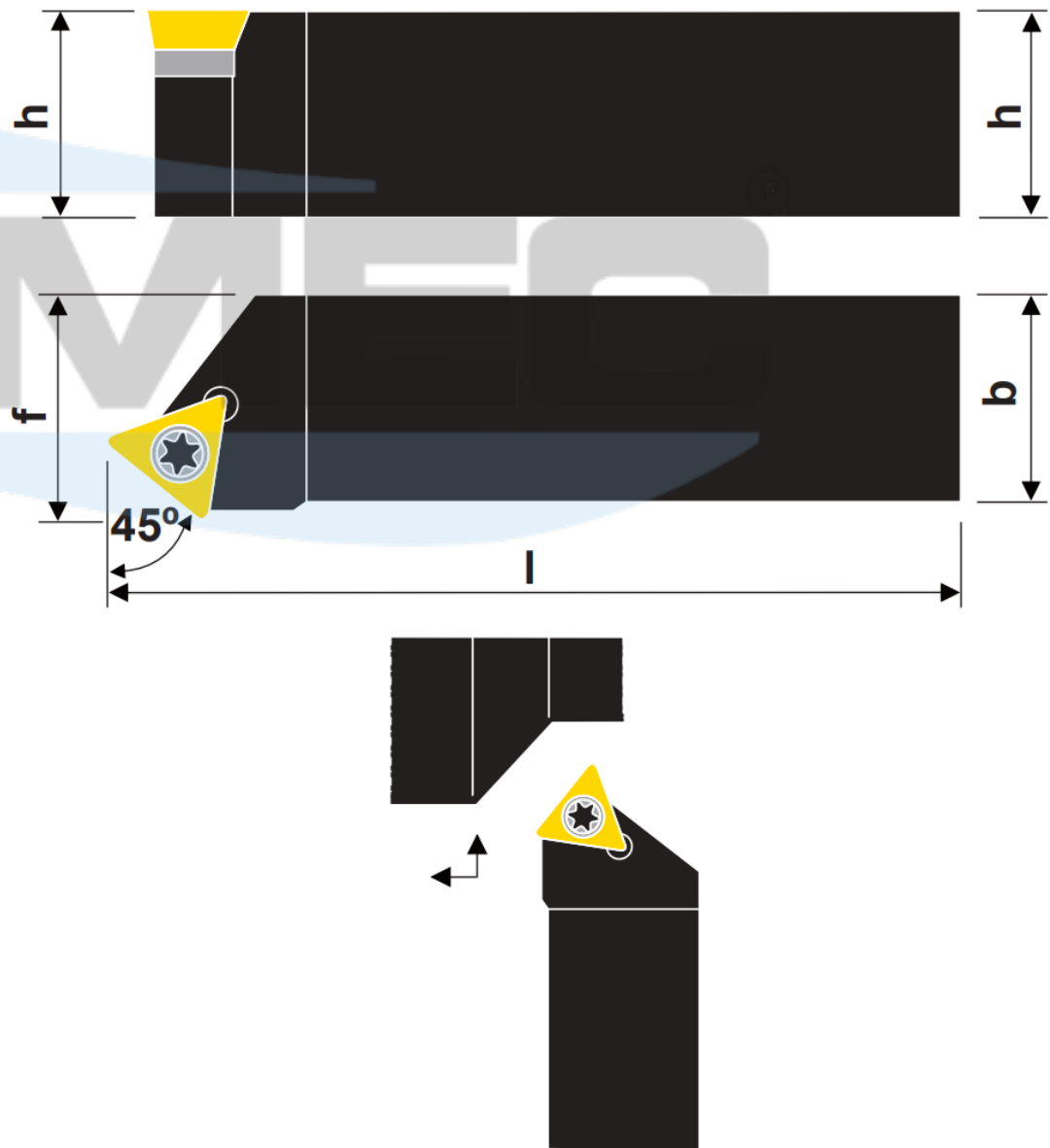
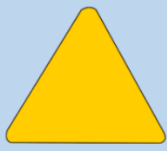
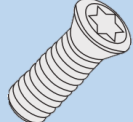
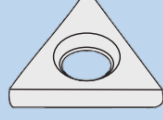

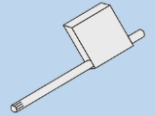


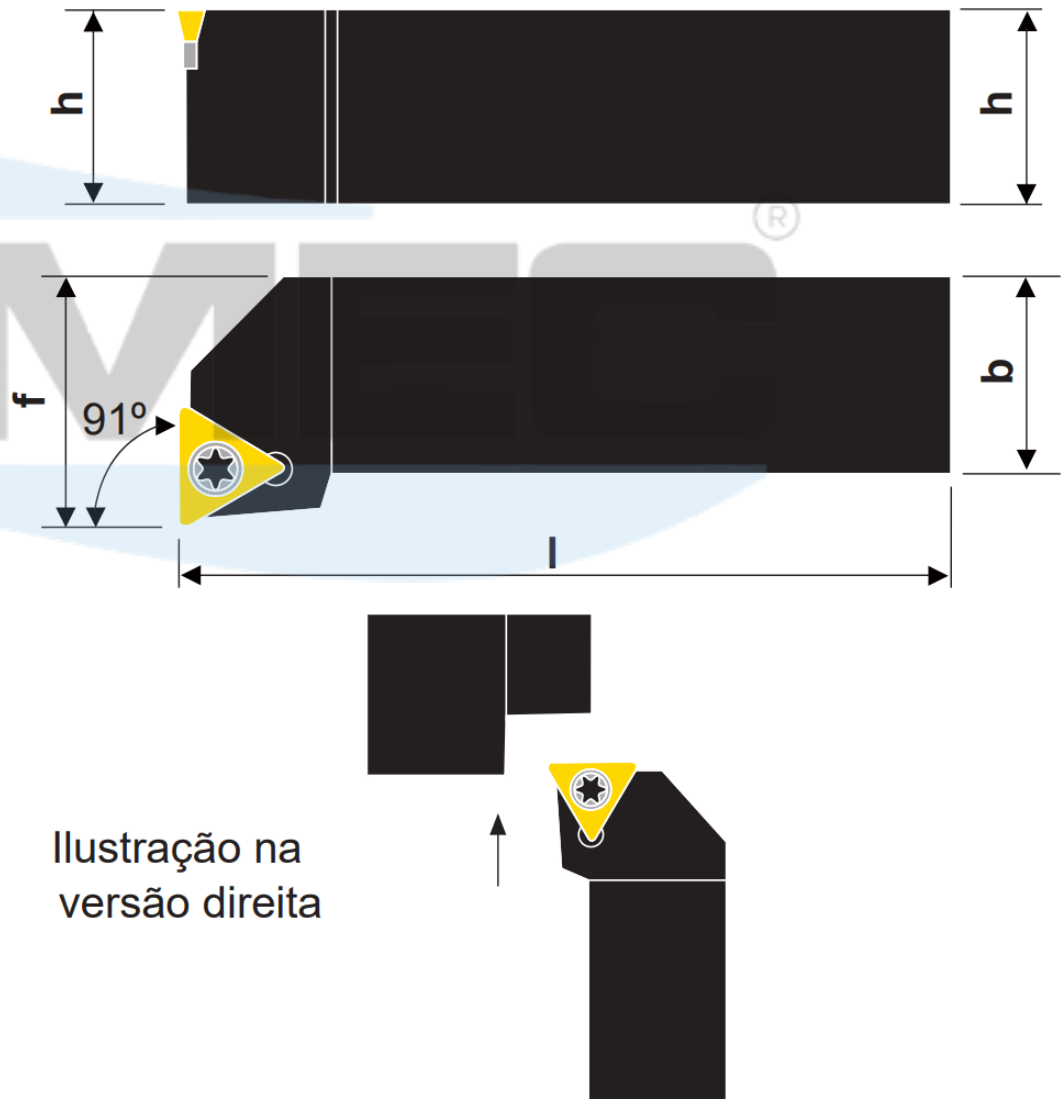
Ilustração na versão direita



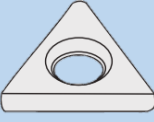

Produtos	Dimensões (mm)				Pastilha	Acessórios			
	h	b	l	f		 Parafuso Torx	 Calço	 Parafuso do Calço	 Chave Torx/ Allen
STDCR/L 1010 E09	10	10	70	11	TC_0902	5513 020-05	-	-	T7-B
STDCR/L 1212 F11	12	12	80	13	TC_1102	5513 020-03	-	-	T7-B
STDCR/L 1616 H11	16	16	100	17					
STDCR/L 1616 H16	16	16	100	17	TC_16T3	5513 020-01	5322 320-01	5512 090-01	T15-B C - 9/64
STDCR/L 2020 K16	20	20	125	22					
STDCR/L 2525 M16	25	25	150	27					

# SISTEMA DE FIXAÇÃO POR PARAFUSO TORX

## STFCR

Suporte para facear 91° com pastilha positiva triangular



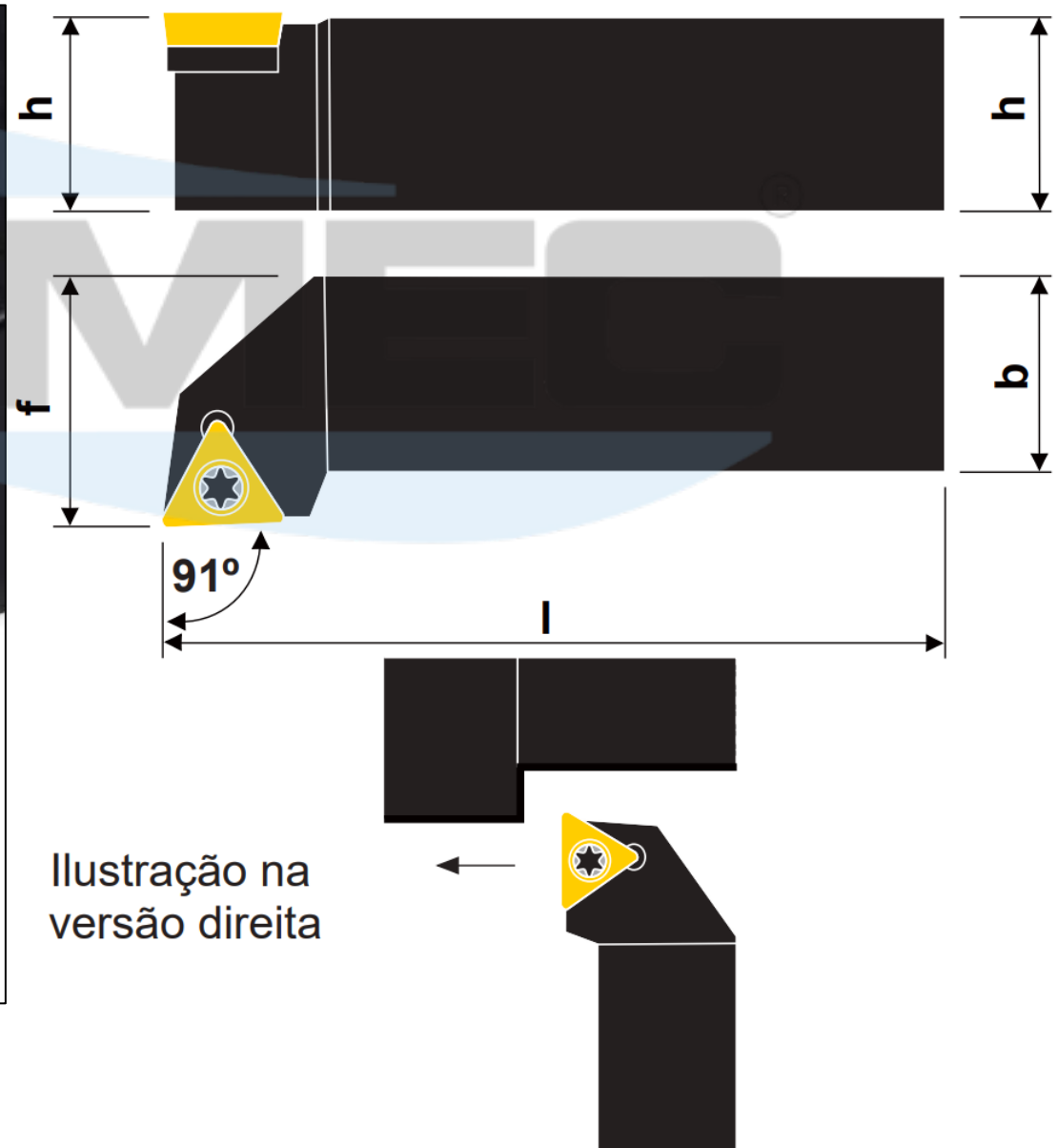
Produtos	Dimensões (mm)				Pastilha	Acessórios			
	h	b	l	f			 Parafuso Torx	 Calço	 Parafuso do Calço
STFCR/L 0808 E09	08	08	70	10	TC_0902	5513 020-05	-	-	T7-B
STFCR/L 1010 E09	10	10	70	12					
STFCR/L 1212 F11	12	12	80	16	TC_1102	5513 020-03	-	-	T7-B
STFCR/L 1616 H11	16	16	100	20					
STFCR/L 2020 K11	20	20	125	25					
STFCR/L 2020 K11 - A	20	20	125	20,8					
STFCR/L 2525 M11 - A	25	25	150	25,9	TC_16T3	5513 020-01	5322 320-01	5512 090-01	T15-B C - 9/64
STFCR/L 2020 K16	20	20	125	25					
STFCR/L 2525 M16	25	25	150	32					
STFCR/L 2525 M16 - A	25	25	150	25,9	TC_2204	5513 020-18	5322 320-22	5512 090-03	T15-B
STFCR/L 2525 M22	25	25	150	32					
STFCR/L 3225 P22	32	32	170	32					



# SISTEMA DE FIXAÇÃO POR PARAFUSO TORX

## STGCR

Suporte para torneiar 91° com pastilha positiva triangular



Produtos	Dimensões (mm)				Pastilha	Acessórios			
	h	b	l	f		Parafuso Torx	Calço	Parafuso do Calço	Chave Torx/Allen
STGCR/L 0808 D09	08	08	60	10	TC_0902	5513 020-05	-	-	T7-B
STGCR/L 1010 E09	10	10	70	12					
STGCR/L 1212 F11	12	12	80	16	TC_1102	5513 020-03	-	-	T7-B
STGCR/L 1616 H11	16	16	100	20					
STGCR/L 2020 K11	20	20	125	25					
STGCR/L 2020 K16	20	20	125	25	TC_16T3	5513 020-01	5322 320-01	5512 090-01	T15-B C - 9/64
STGCR/L 2525 M16	25	25	150	32					
STGCR/L 2525 M22	25	25	150	32	TC_2204	5513 020-18	5322 320-22	5512 090-03	T15-B
STGCR/L 3225 P22	32	25	170	32					

# SISTEMA DE FIXAÇÃO POR PARAFUSO TORX

## STTCR

Suporte para torneiar 60° com pastilha positiva triangular

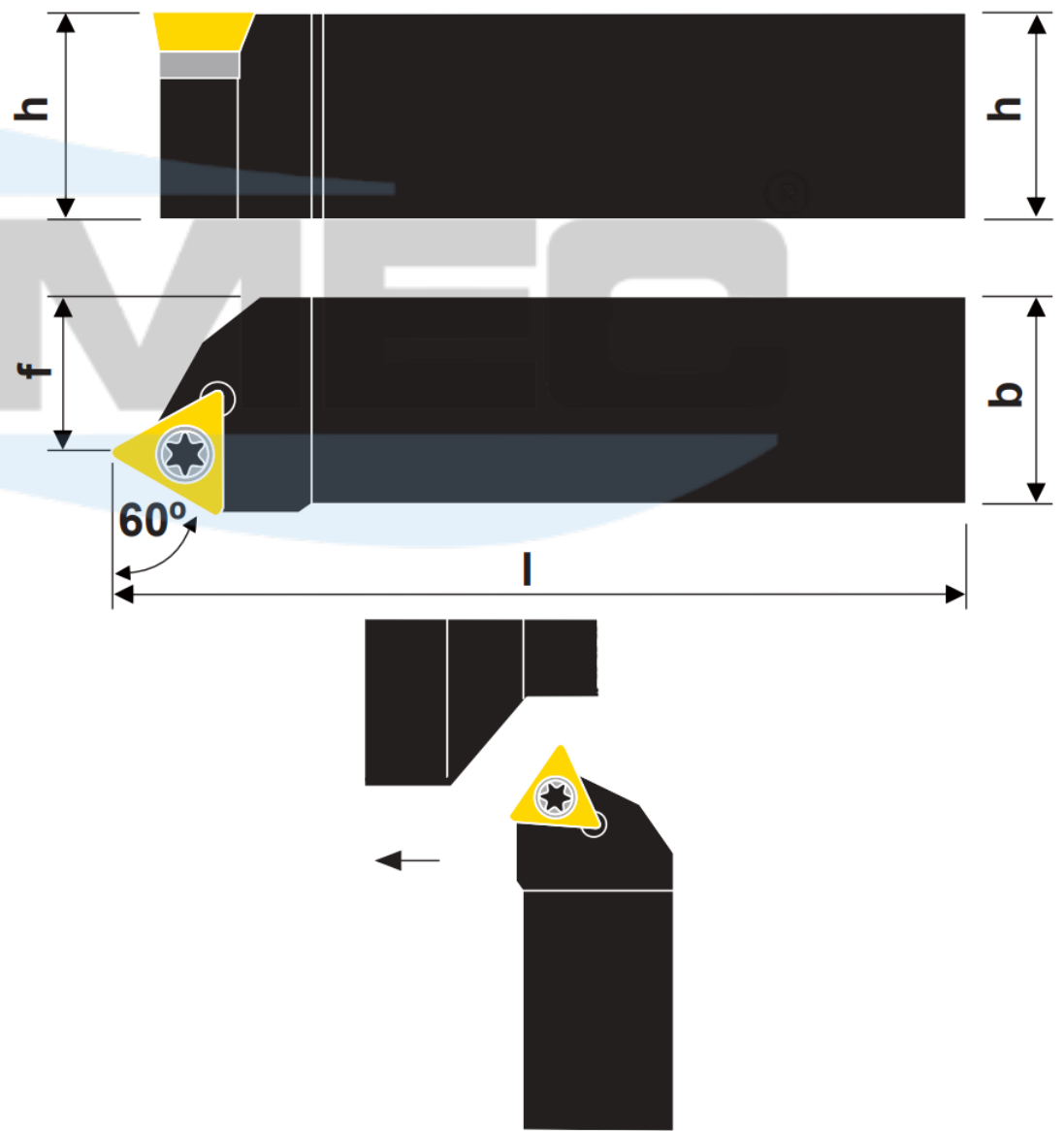



Ilustração na versão direita

Produtos	Dimensões (mm)				Pastilha	Acessórios			
	h	b	l	f		Parafuso Torx	Calço	Parafuso do Calço	Chave Torx
STTCR/L 1212 F11	12	12	80	9	TC_1102	5513 020-03	-	-	T7-B
STTCR/L 1616 H11	16	16	100	13					
STTCR/L 1616 H16	16	16	100	13	TC_16T3	5513 020-01	5322 320-01	5512 090-01	T15-B C - 9/64
STTCR/L 2020 K16	20	20	125	17					
STTCR/L 2525 M16	25	25	150	22					

# SISTEMA DE FIXAÇÃO POR PARAFUSO TORX TORX SVACR

Suporte para torneiar e facear 90° com pastilha positiva 35°

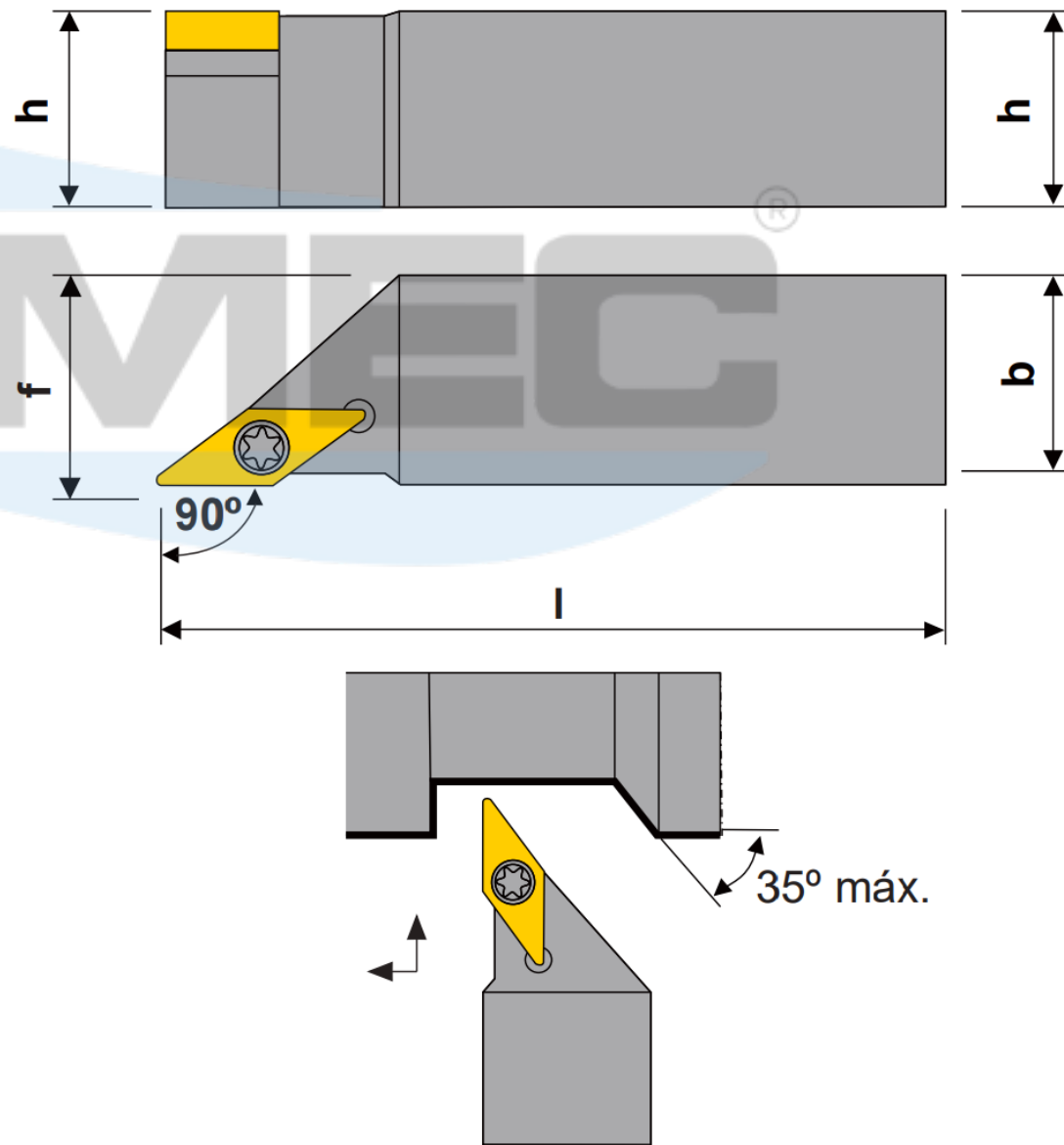
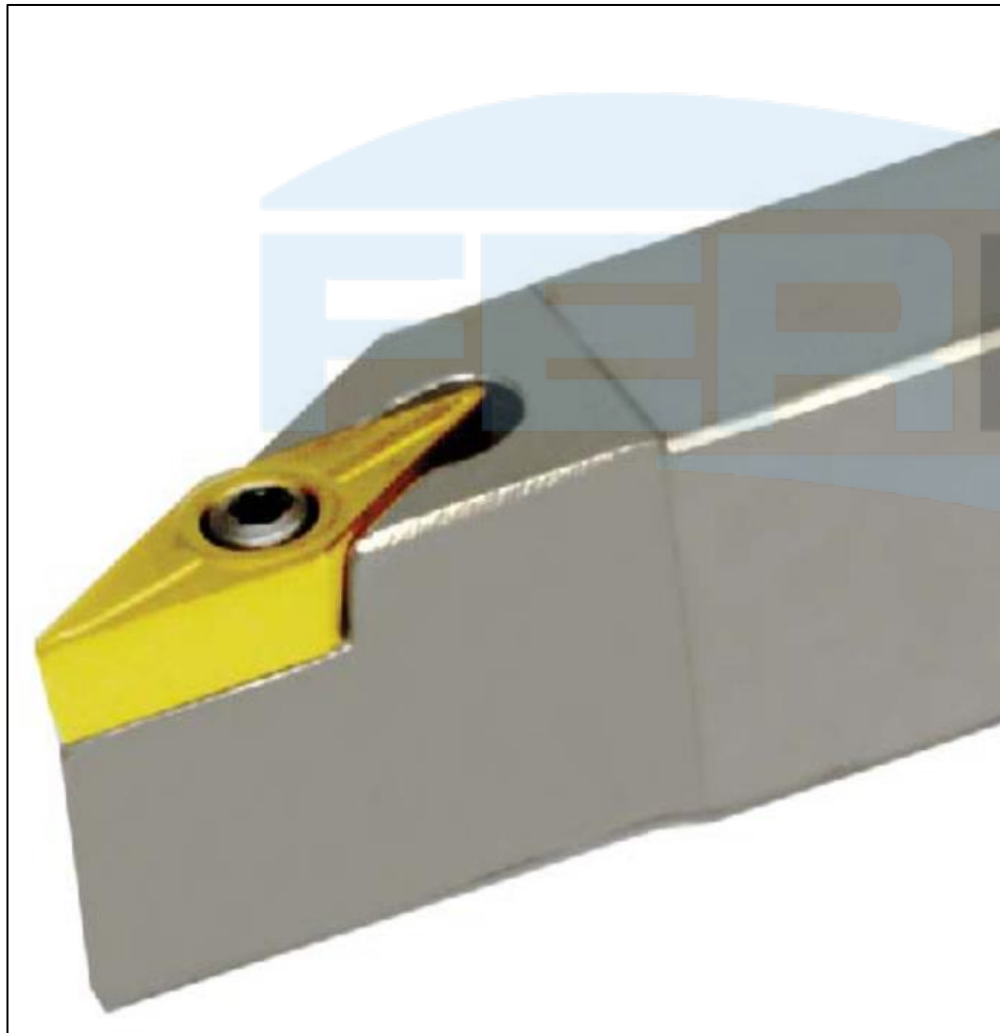

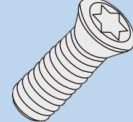
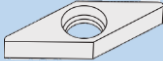

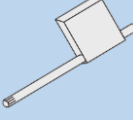


Ilustração na versão direita

Produtos	Dimensões (mm)				Pastilha 	Acessórios			
	h	b	l	f		 Parafuso Torx	 Calço	 Parafuso do Calço	 Chave Allen
SVACR/L 1010 M11	10	10	150	10	VB_1103 TC_1103	5513 020-03	-	-	T7-B
SVACR/L 1212 M11	12	12	150	12					
SVACR/L 1616 M11	16	16	150	16					
SVACR/L 2020 M16	20	20	150	20	VB_1604 VC_1604	5513 020-01	5322 270-01	5512 090-01	T15-B C - 9/64

# SISTEMA DE FIXAÇÃO POR PARAFUSO TORX

## SVHBR

Suporte para torneiar e facear  $107^{\circ}30'$  com pastilha positiva  $35^{\circ}$

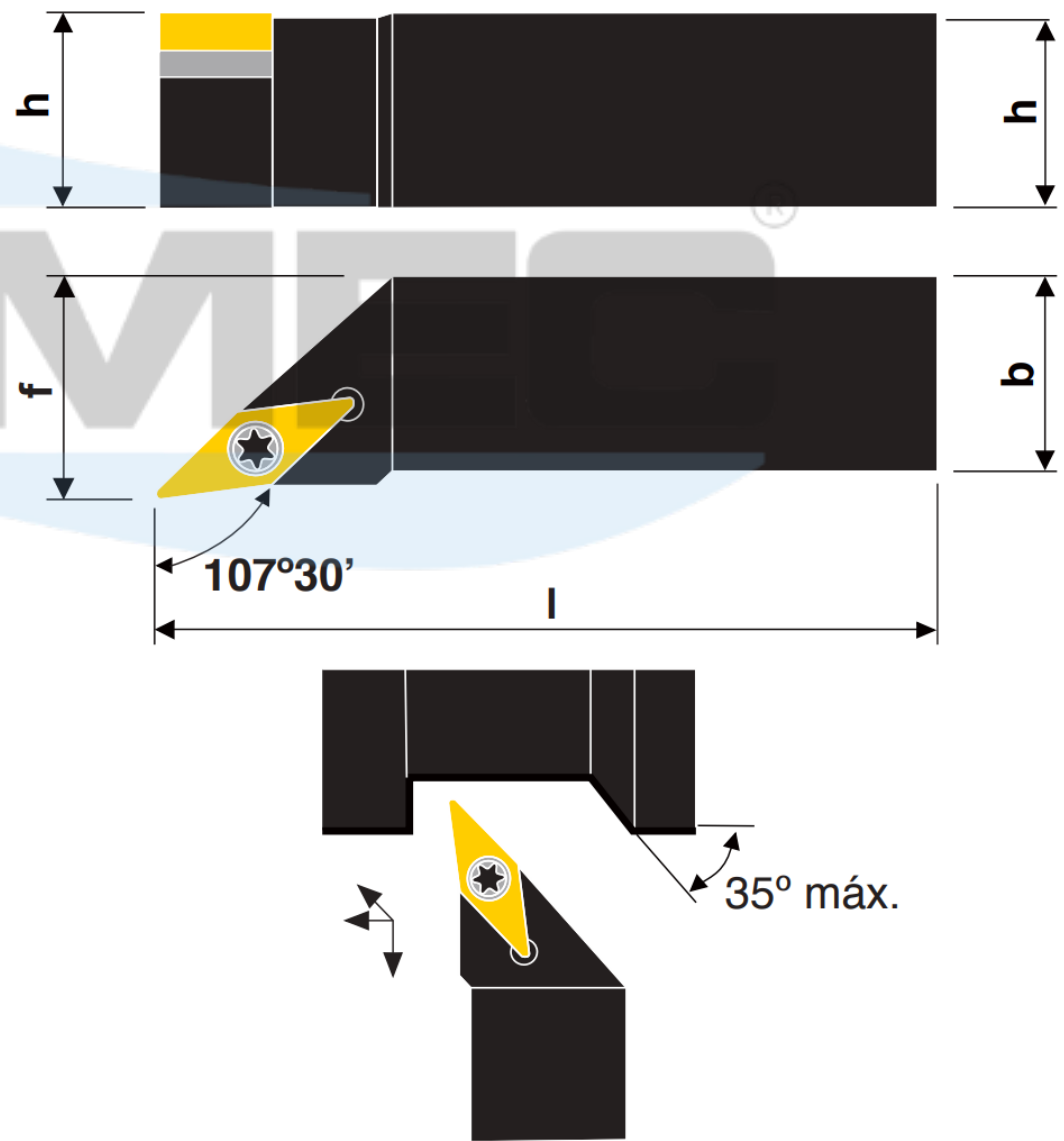


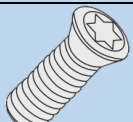
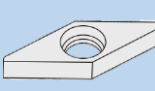

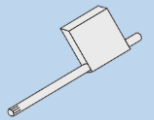


Ilustração na versão direita

Produtos	Dimensões (mm)				Pastilha 	Acessórios			
	h	b	l	f		 Parafuso Torx	 Calço	 Parafuso do Calço	 Chave Allen
SVHBR/L 2020 K16	20	20	125	25	VB_1604 VC_1604	5513 020-01	5322 270-01	5512 090-01	T15-B C - 9/64
SVHBR/L 2525 M16	25	25	150	32					
SVHBR/L 3225 P16	32	25	170	32					

# SISTEMA DE FIXAÇÃO POR PARAFUSO TORX

## SVHCR-R2

Suporte para torneiar e facear  $107^{\circ}30'$  com pastilha positiva  $35^{\circ}$

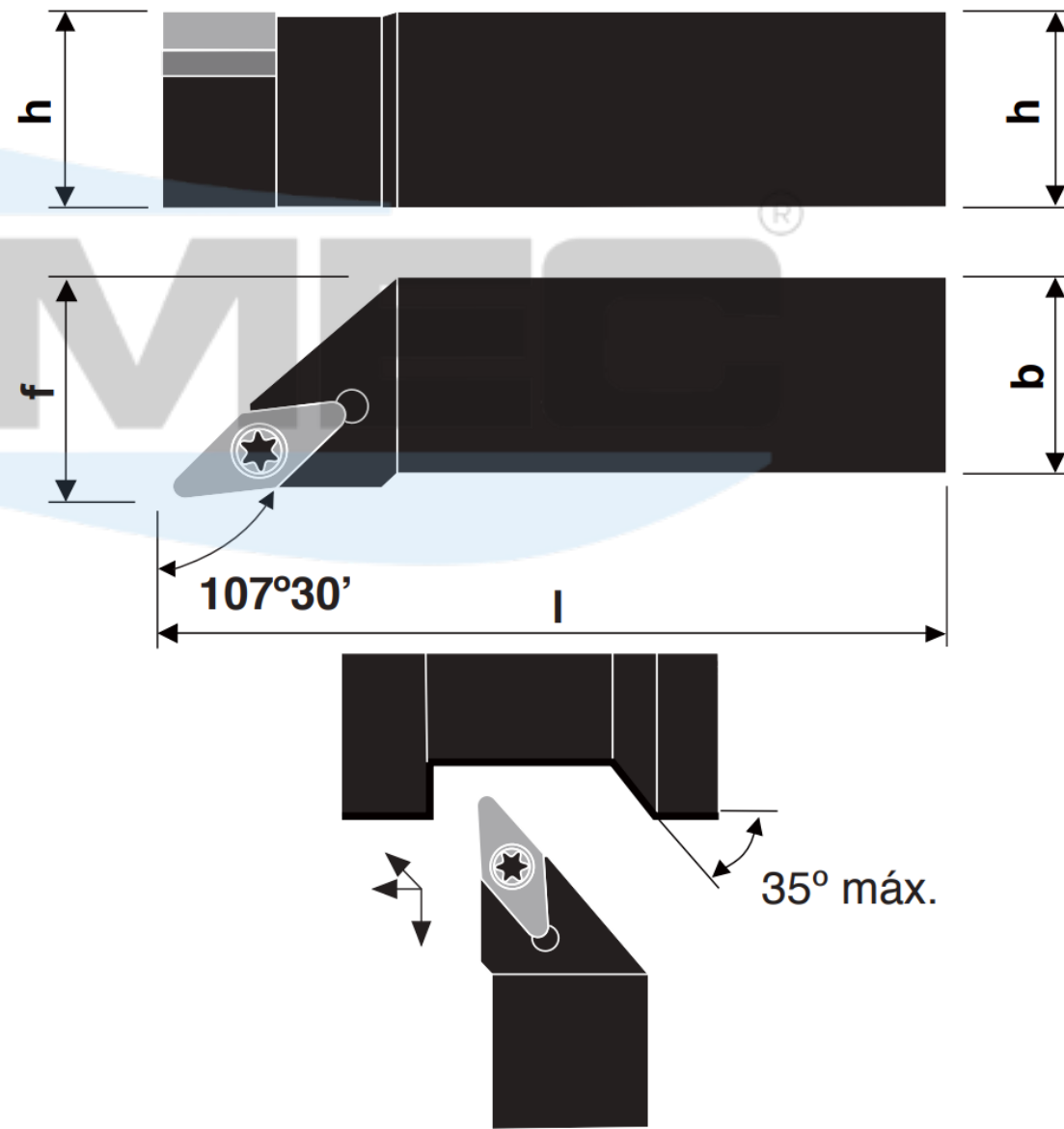


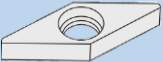




Ilustração na versão direita

Produtos	Dimensões (mm)				Pastilha	Acessórios			
	h	b	l	f		 Parafuso Torx	 Calço	 Parafuso do Calço	 Chave Torx / Allen
SVHCR/L 2525 M22-R2	25	25	150	32	VCGT 220530	5513 020-18	5322 270-04	5512 090-03	T51-B / C - 4



# SISTEMA DE FIXAÇÃO POR PARAFUSO TORX

## SVJCR / SVJBR

Suporte para torneiar e facear 93° com pastilha positiva 35°

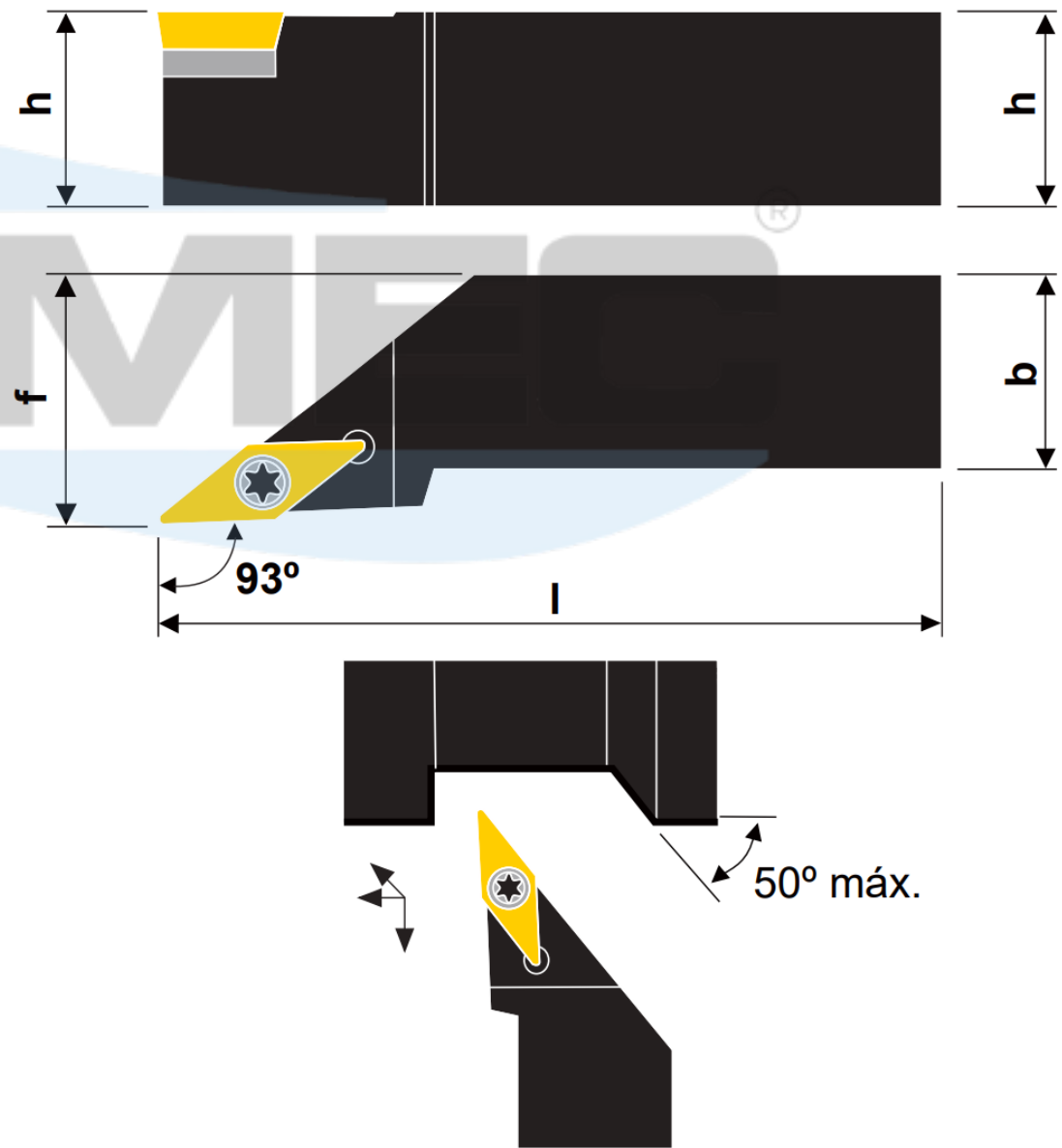



Ilustração na versão direita

Produtos	Dimensões (mm)				Pastilha	Acessórios			
	h	b	l	f		Parafuso Torx	Calço	Parafuso do Calço	Chave Torx/Allen
SVJCR/L 1212 F11	12	12	80	16	VB_1103 VC_1103	5513 020-03	-	-	T7-B
SVJCR/L 1616 H11	16	16	100	20					
SVJCR/L 2020 K11	20	20	125	25					
SVJCR/L 2525 M11	25	25	150	32					
SVJCR/L 1010 K11 - S	10	10	125	10					
SVJCR/L 1212 K11 - S	12	12	125	12					
SVJCR/L 1616 K11 - S	16	16	125	16					
SVJBR/L 2020 K16	20	20	125	25	VB_1604 VC_1604	5513 020-01	5322 270-01	5512 090-01	T15-B C - 9/64
SVJBR/L 2525 M16	25	25	150	32					
SVJBR/L 3225 P16	32	25	170	32					

# SISTEMA DE FIXAÇÃO POR PARAFUSO TORX

## SVVBN / SVVCN

Suporte neutro para torneiar  $72^{\circ}30'$  com pastilha positiva  $35^{\circ}$

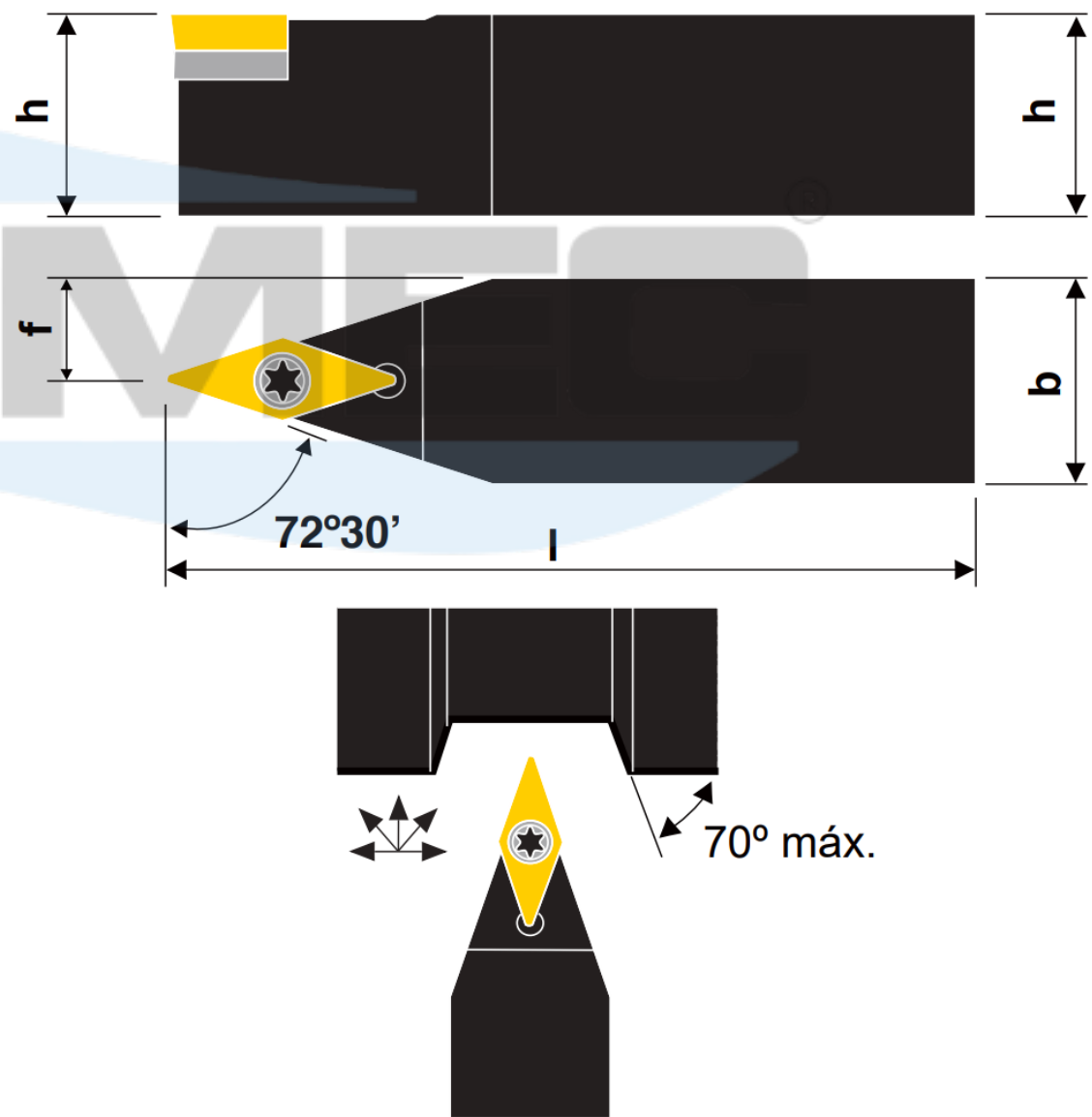


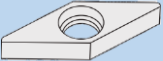




Ilustração na versão direita

Produtos	Dimensões (mm)				Pastilha 	Acessórios			
	h	b	l	f		 Parafuso Torx	 Calço	 Parafuso do Calço	 Chave Torx / Allen
SVVCN 1212 F11	12	12	80	6,3	VB_1103 VC_1103	5513 020-03	-	-	T7-B
SVVCN 1616 H11	16	16	100	8,3					
SVVCN 2020 K11	20	20	125	10,3					
SVVCN 2525 M11	25	25	150	12,8	VB_1604 VC_1604	5513 020-01	5322 270-01	5512 090-01	T15-B C - 9/64
SVVBN 2020 K16	20	20	125	10,6					
SVVBN 2525 M16	25	25	150	13,1					
SVVBN 3225 P16	32	25	170	13,1	VCGT 220530	5513 020-18	5322 270-04	5512090-03	T51-B / C - 4
SVVCN 2525 M22 - R2	25	25	150	13,1					

# SISTEMA DE FIXAÇÃO POR PARAFUSO TORX

## SVPBR

Suporte para torneiar e facear 95° com pastilha positiva 35°

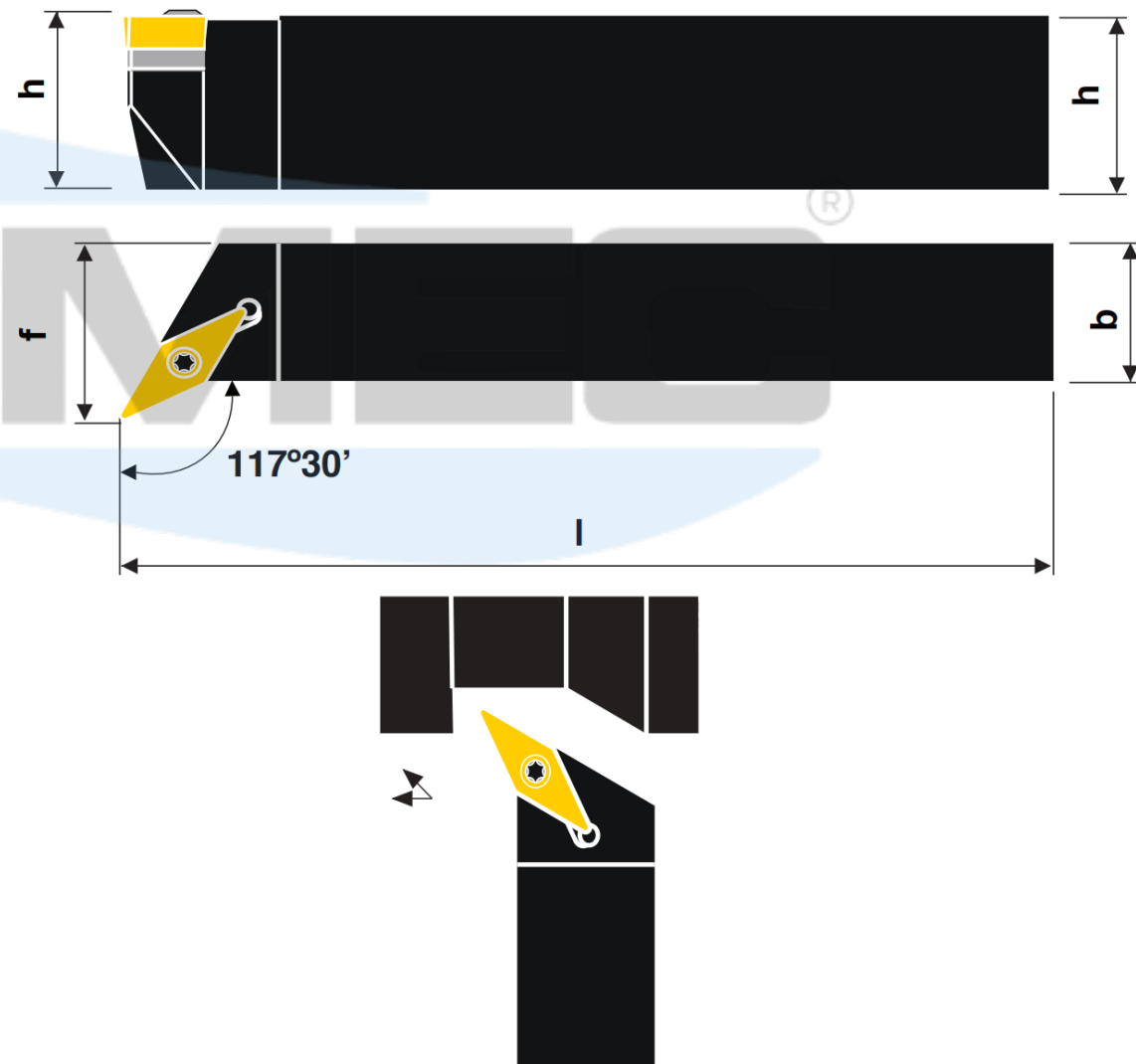

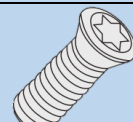

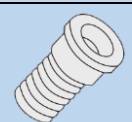
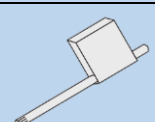


Ilustração na versão direita

Produtos	Dimensões (mm)				Pastilha 	Acessórios			
	h	b	l	f		 Parafuso Torx	 Calço	 Parafuso do Calço	 Chave Torx / Allen
SVPBR/L 2020 K16	20	20	125	25	VB_1604 VC_1604	5513 020-01	5322 270-01	5512 090-01	TX 15 1267B
SVPBR/L 2525 M16	25	25	150	32					
SVPBR/L 3225 P16	32	25	170	32					

# SISTEMA DE FIXAÇÃO POR PARAFUSO TORX TORX SVLBR

Suporte para torneiar e facear 95° com pastilha positiva 35°

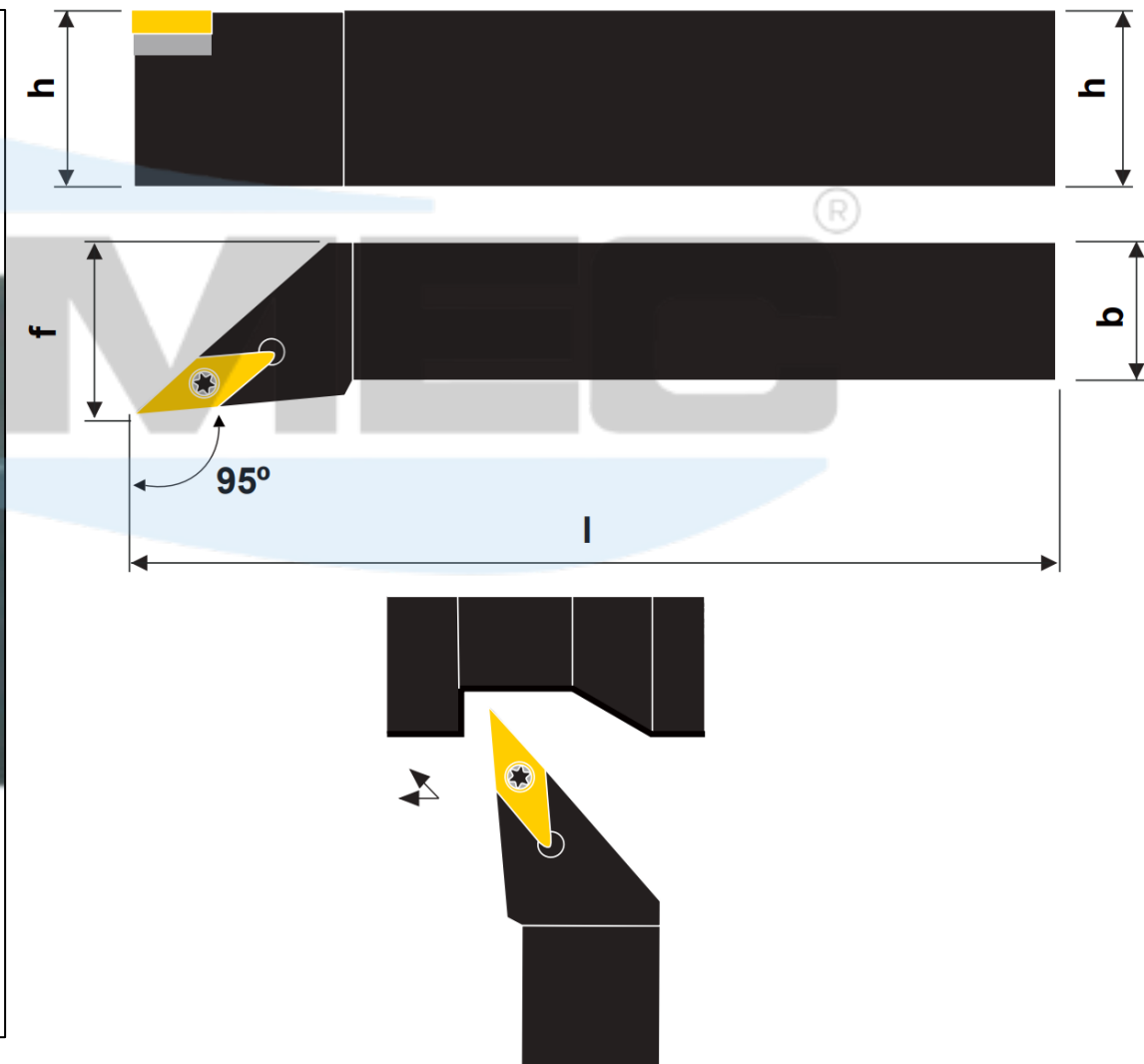


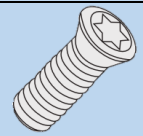
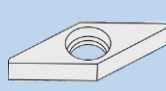
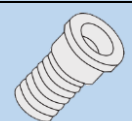
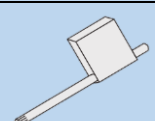


Ilustração na versão direita

Produtos	Dimensões (mm)				Pastilha 	Acessórios			
	h	b	l	f		 Parafuso Torx	 Calço	 Parafuso do Calço	 Chave Torx / Allen
SVLBR/L 2020 K16	20	20	125	25	VB_1604 VC_1604	5513 020-01	5322 270-01	5512 090-01	TX 15 1267B
SVLBR/L 2525 M16	25	25	150	32					
SVLBR/L 3225 P16	32	25	170	32					

# SISTEMA DE FIXAÇÃO POR PARAFUSO TORX

## SVXCR

Suporte para torneiar e facear 112° com pastilha positiva 35°

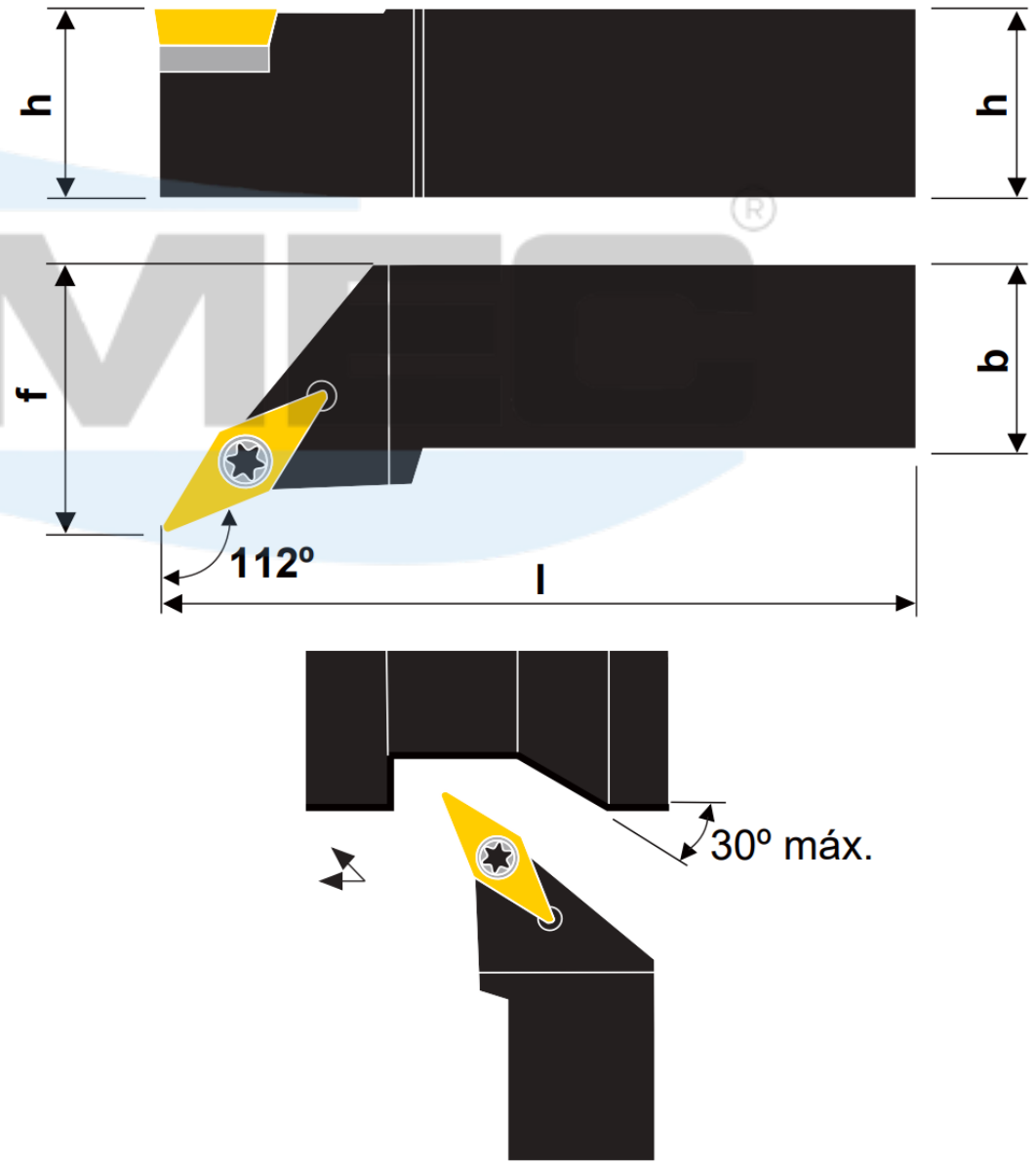

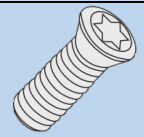
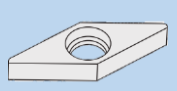
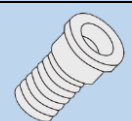
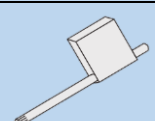


Ilustração na versão direita

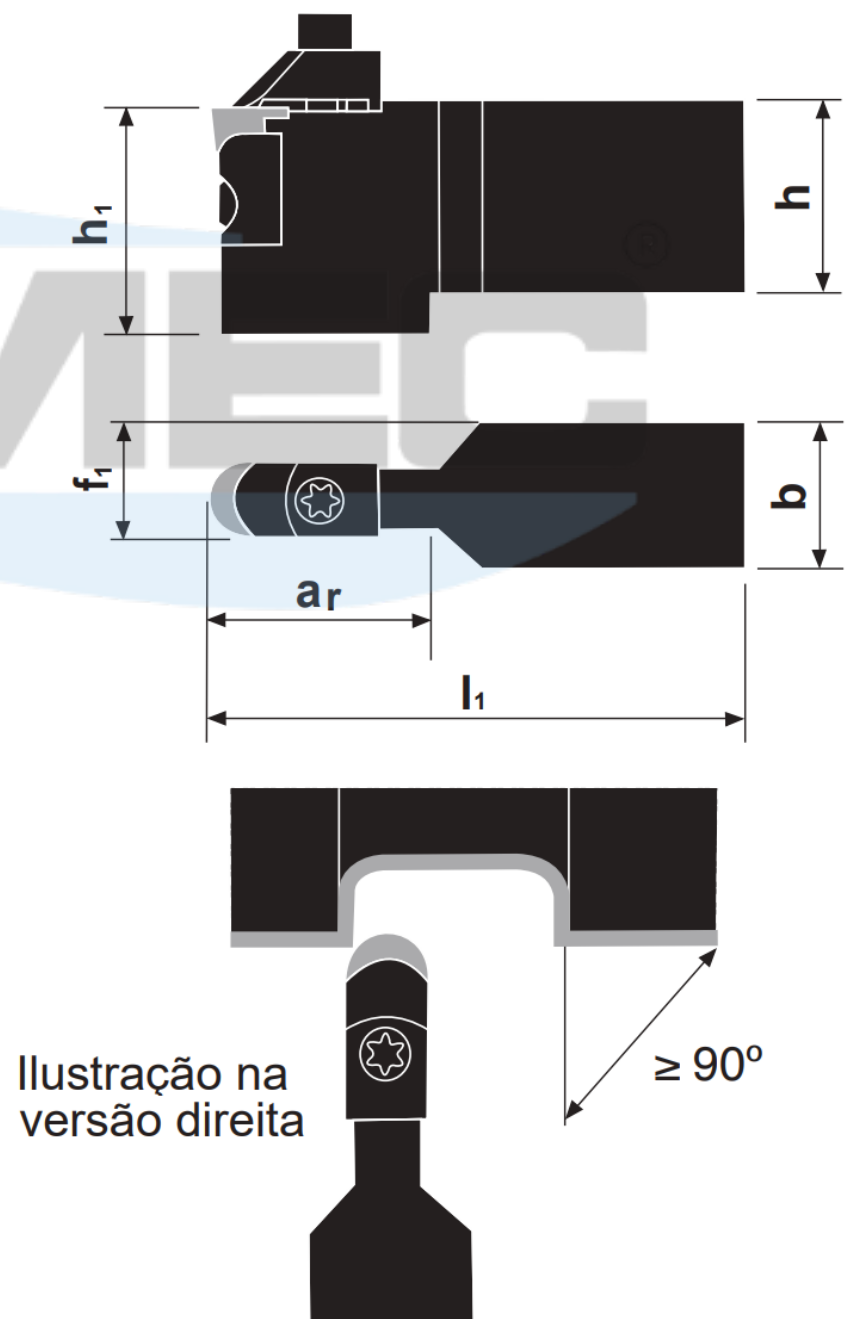

Produtos	Dimensões (mm)				Pastilha 	Acessórios			
	h	b	l	f		 Parafuso Torx	 Calço	 Parafuso do Calço	 Chave Torx / Allen
SVXCR/L 2020 K16	20	20	125	25	VB_1604 VC_1604	5513 020-01	5322 270-01	5512 090-01	T15-B C - 9/64
SVXCR/L 2525 M16	25	25	150	32					



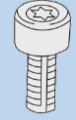








# SISTEMA DE FIXAÇÃO POR GRAMPO

## CRDCN

Suporte neutro para torneiar e facear com pastilha positiva redonda



Produtos	Dimensões (mm)						Pastilha	Acessórios					
	h	h1	b	l	f	ar			 Grampo	 Paraf. do grampo	 Calço	 Paraf. do Calço	 Rebite
CRDCN 2525 M06-A	25	30,1	25	150	15,6	19,4	RCGX 060600		M6x20	5321 066-01	M2,5x10	-	C - 2 C - 5
CRDCN 3225 P06-A	32	38,1	25	170	15,6	19,4							
CRDCN 2525 M09-A	25	30,1	25	150	17,2	29	RCGX 090700		M5x12	5321 065-01	M3,2x12	-	C - 2,5 C - 4
CRDCN 3225 P09-A	32	38,1	25	170	17,2	29							
CRDCN 2525 M12-A	25	30,1	25	150	18,8	38,5	RCGX 120700		M6x20	5321 065-02	M5x16	-	C - 3 C - 5
CRDCN 3225 M12-A	32	38,1	25	170	18,8	28,5							
CRDCN 5040 T15-ID	50	50	40	300	27,9	35	RCGX 151000	5412 126-01	M8x20	5321 210-03	-	3113 030-355	C - 6
CRDCN 5040 T19-ID	50	50	40	300	29,5	45	RCGX 191000	5412 126-02	M8x25	5321 210-04	-	3113 030-406	C - 6
CRDCN 5040 T25-ID	50	50	40	300	32,7	50	RCGX 251200	5412126-02	M8x25	5321 210-05	-	3113 030-406	C - 6

# SISTEMA DE FIXAÇÃO POR GRAMPO

## CRDCR

Suporte para torneiar e facear com pastilha positiva redonda

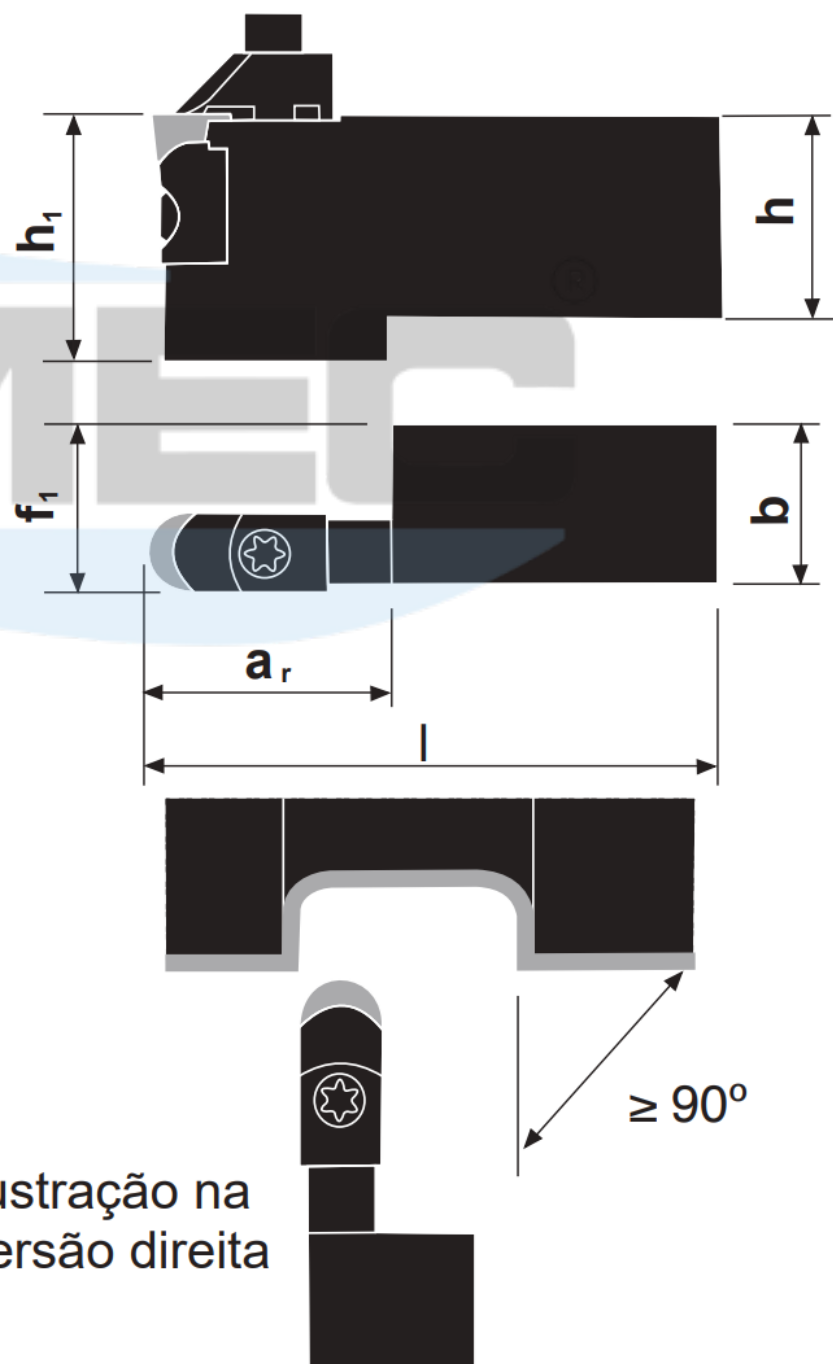
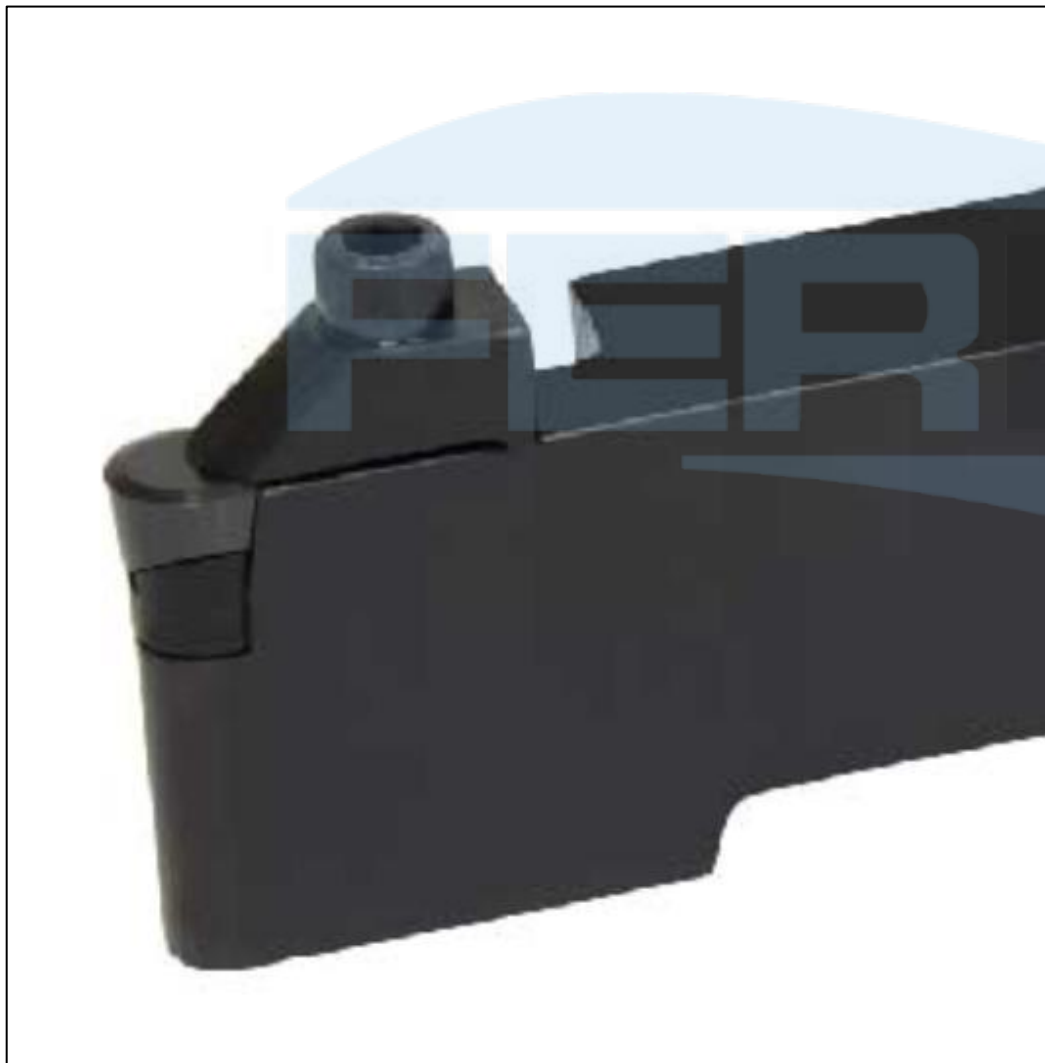


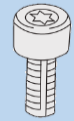






Ilustração na versão direita

Produtos	Dimensões (mm)						Pastilha	Acessórios					
	h	h1	b	l	f	ar		 Grampo	 Paraf. do grampo	 Calço	 Paraf. do Calço	 Rebite	 Chave Allen
CRDCR/L 2525 M06-A	25	30,1	25	150	25,6	19,4	RCGX 060600	5412 110-02	M6x20	5321 066-01	M2,5x10	-	C - 2 C - 5
CRDCR/L 3225 P09-A	32	32	25	170	25,8	29,5	RCGX 090700	5412 100-01	M5x12	5321 065-01	M3,5x12	-	C - 2,5 C - 4
CRDCR/L 3225 P12-A	32	32	25	170	25,9	38,5	RCGX 120700	5412 100-02	M6x20	5321 065-02	-	3113 030-355	C - 5

# SISTEMA DE FIXAÇÃO POR GRAMPO

## CSDNN

Suporte neutro para torneiar 45° com pastilha negativa quadrada

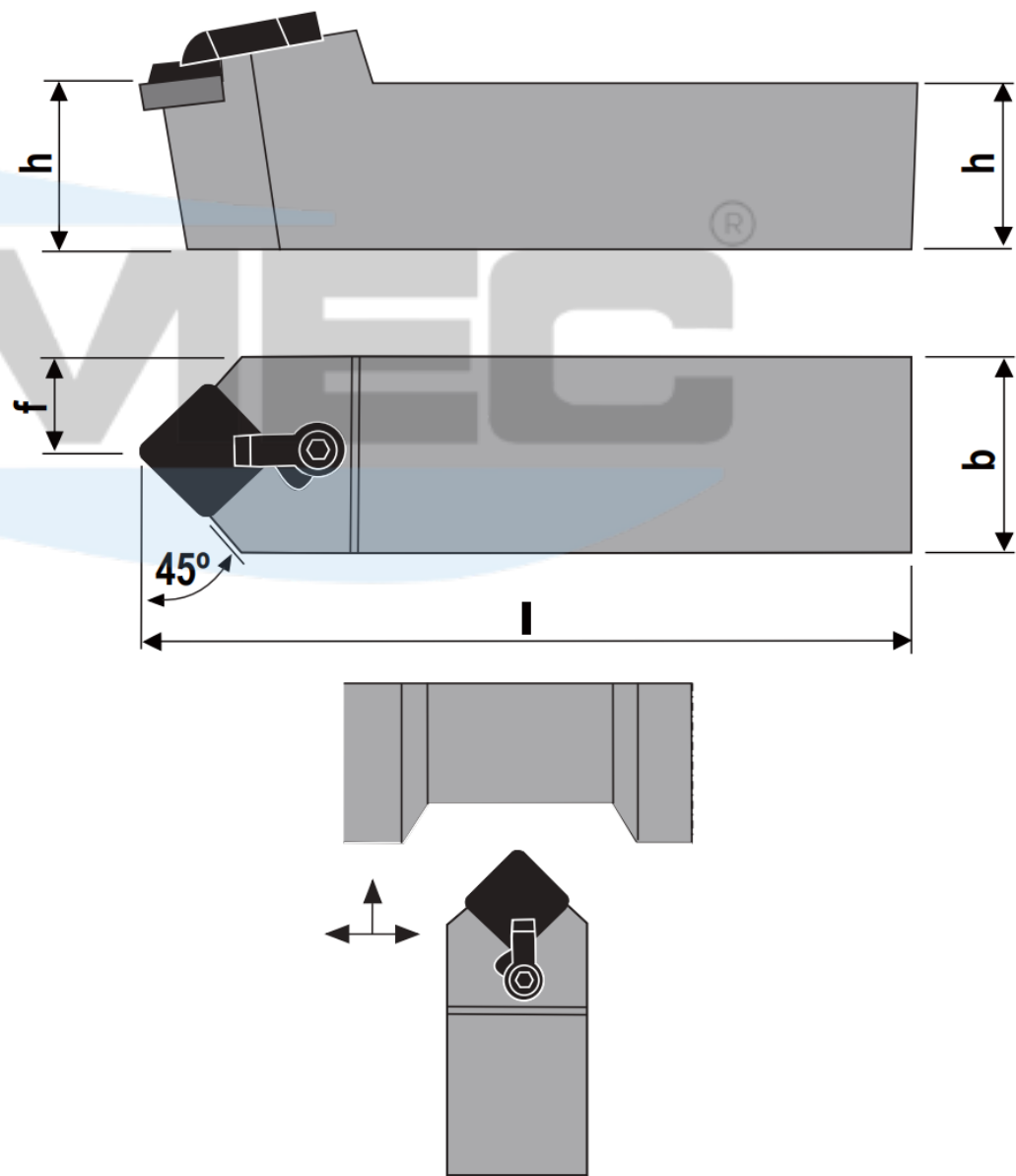



Ilustração na versão direita

Produtos	Dimensões (mm)				Pastilha	Acessórios			
	h	b	l	f		Grampo	Parafuso	Quebra-Cavaco	Chave Allen
CSDNN 2020 K09-IC	20	20	125	10,3	SNGN 0903	NC - 20	HT - 1	QSN - 12N	C - 1/8
CSDNN 2525 M09-IC	25	25	150	12,8					
CSDNN 3225 P09-IC	32	25	170	12,8					

# SISTEMA DE FIXAÇÃO POR GRAMPO

## CSKNR

Suporte para facear 75° com pastilha negativa quadrada

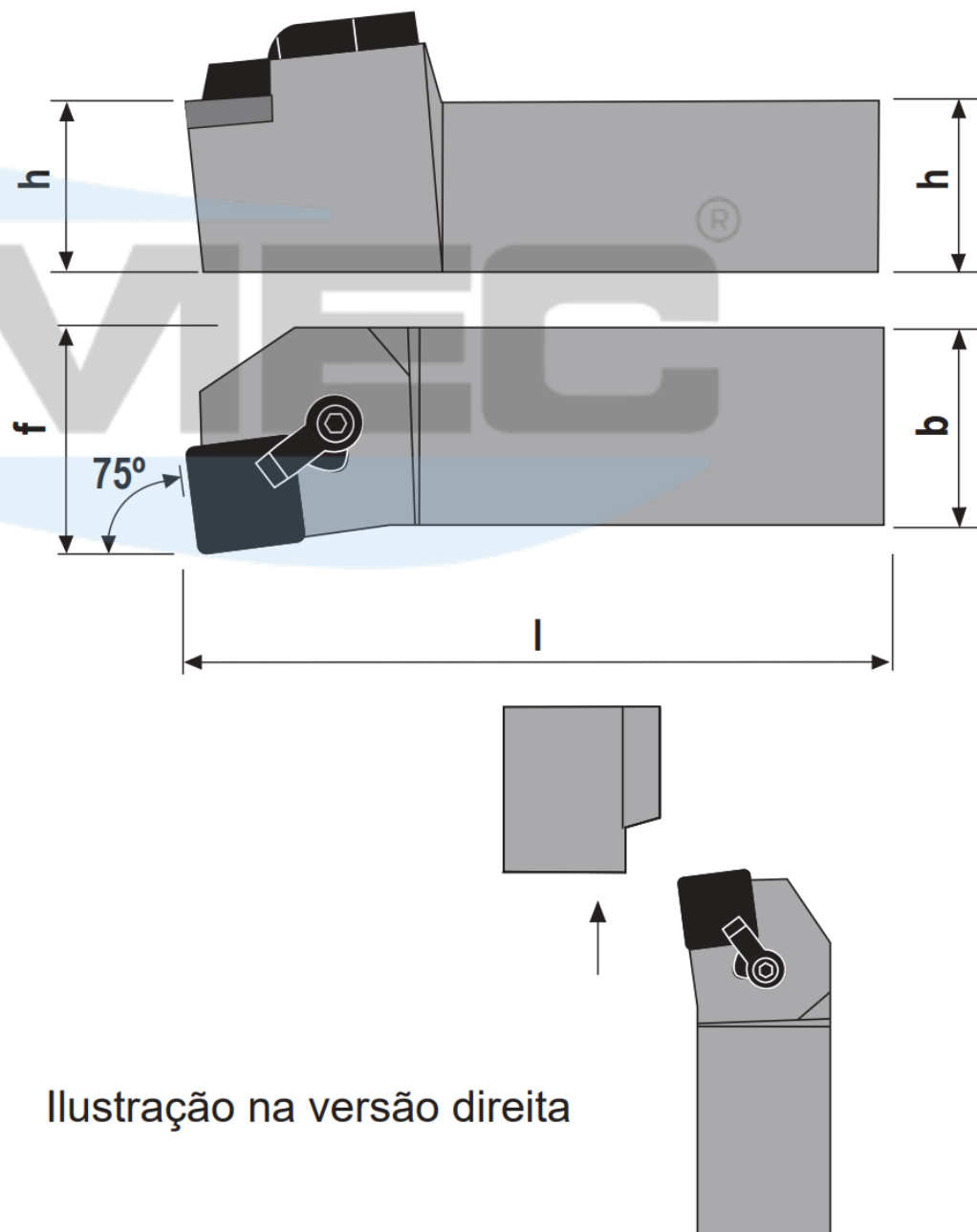

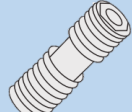




Ilustração na versão direita

Produtos	Dimensões (mm)				Pastilha	Acessórios			
	h	b	l	f		 Grampo	 Parafuso	 Quebra-Cavaco	 Chave Allen
CSKNR 2020 K09	20	20	125	25	SNGN 0903	NC - 20	HT - 1	QSN - 16N	C - 1/8
CSKNR 2525 M09	25	25	150	32					
CSKNR 3225 P09	32	25	170	32					

# SISTEMA DE FIXAÇÃO POR GRAMPO

## CSSNR

Suporte para tornear e facear 45° com pastilha negativa quadrada

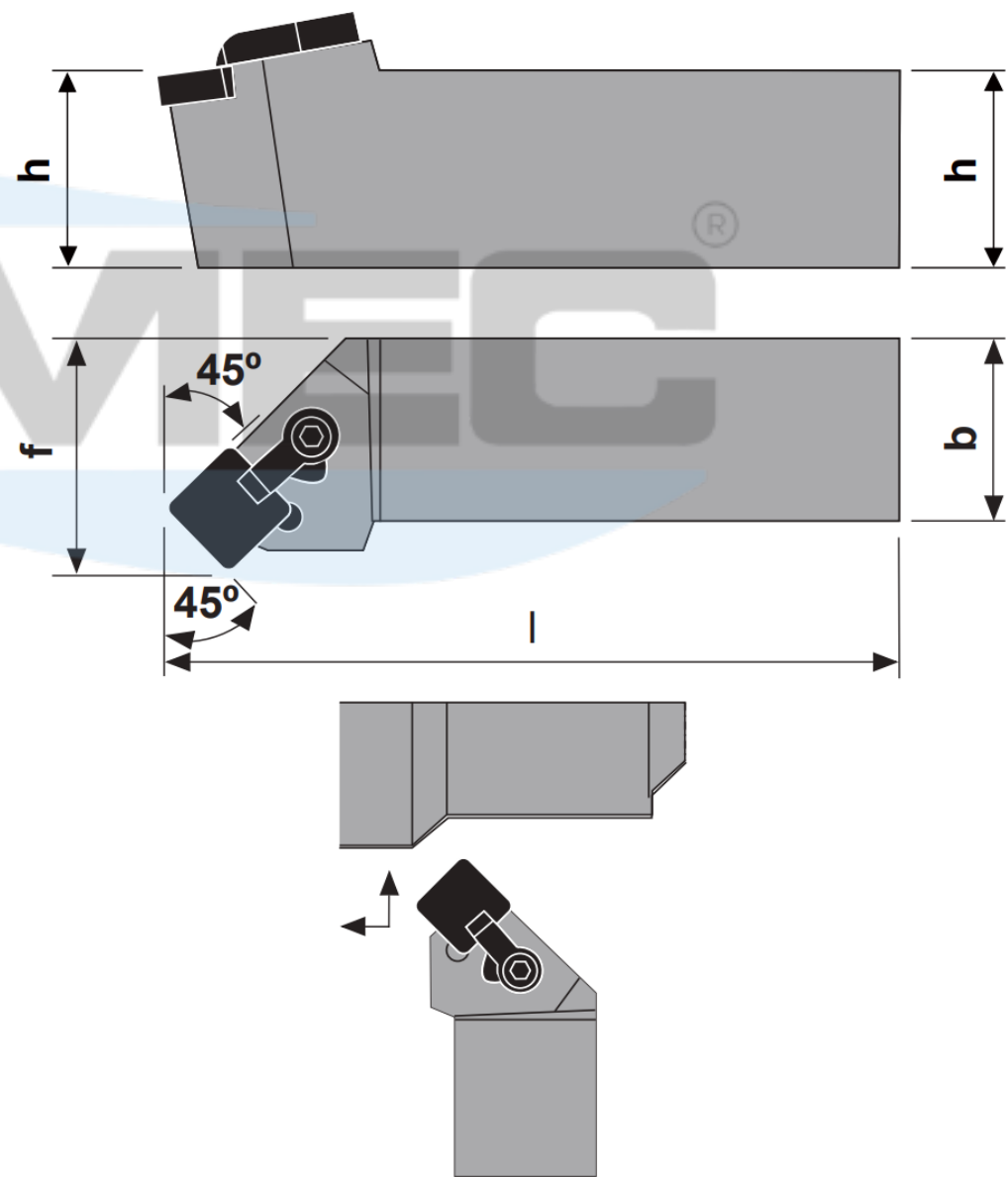



Ilustração na versão direita

Produtos	Dimensões (mm)				Pastilha	Acessórios			
	h	b	l	f		Grampo	Parafuso	Quebra-Cavaco	Chave Allen
CSSNR 2020 K09	20	20	125	25	SNGN 0903	NC - 20	HT - 1	QSN - 12N	C - 1/8
CSSNR 2525 M09	25	25	150	32					
CSSNR 3225 P09	32	25	170	32					



# SISTEMA DE FIXAÇÃO POR GRAMPO

## CTFNR

Suporte para facear 91° com pastilha negativa triangular

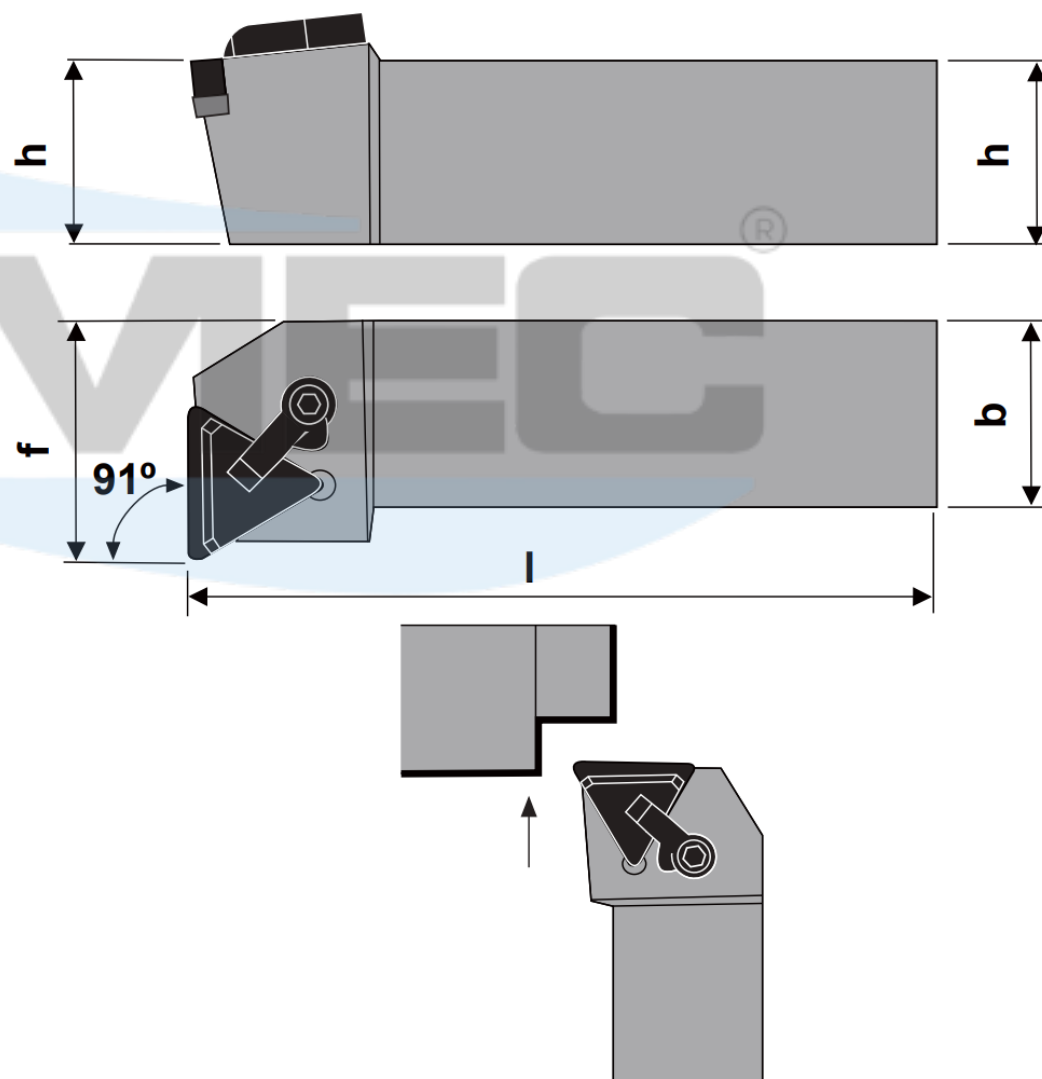


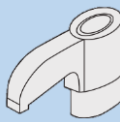
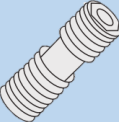
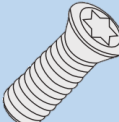


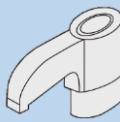
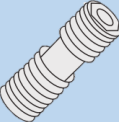
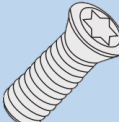





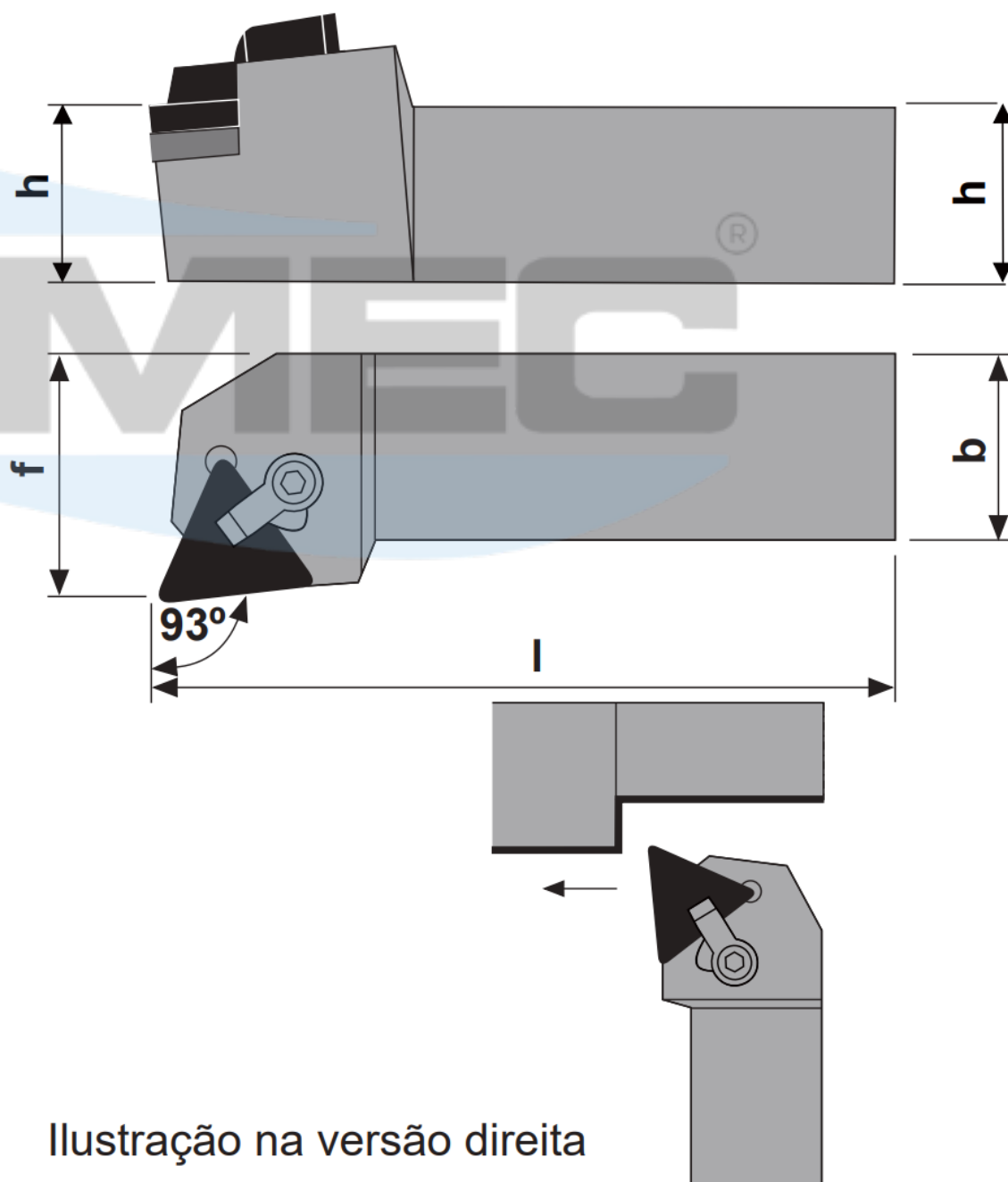

Ilustração na versão direita

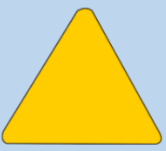

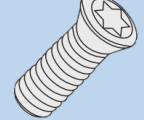

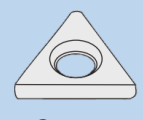
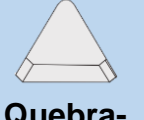


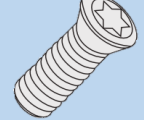

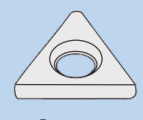
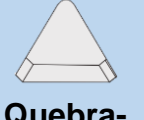

Produtos	Dimensões (mm)				Pastilha	Acessórios					
	h	b	l	f			 Grampo	 Paraf. do Grampo	 Paraf. Torx	 Calço	 Quebra-Cavaco
CTFNR/L 2020 K11-ID	20	20	125	25	TNGN 1103						
CTFNR/L 2525 M11-ID	25	25	150	32							
CTFNR/L 3225 P11-ID	32	25	170	32							

# SISTEMA DE FIXAÇÃO POR GRAMPO-PARAFUSO

## CTJNR

Suporte para torneiar 93° com pastilha negativa triangular



Produtos	Dimensões (mm)				Pastilha	Acessórios											
	h	b	l	f			 Grampo	 Paraf. Torx	 Paraf. do Grampo	 Calço	 Quebra-Cavaco	 Chave Torx					
CTJNR/L 2020 K11-ID	20	20	125	25	TNGN 1103												
CTJNR/L 2525 M11-ID	25	25	150	32								NC - 15	5513.020	LS 103/TX10	HTC.316-02	QCT-8N	TX 7-B TX10-F
CTJNR/L 3225 P11-ID	32	25	170	32													

# SISTEMA DE FIXAÇÃO POR GRAMPO-PARAFUSO

## CSBPR

Suporte para torneiar 75° com pastilha positiva quadrada

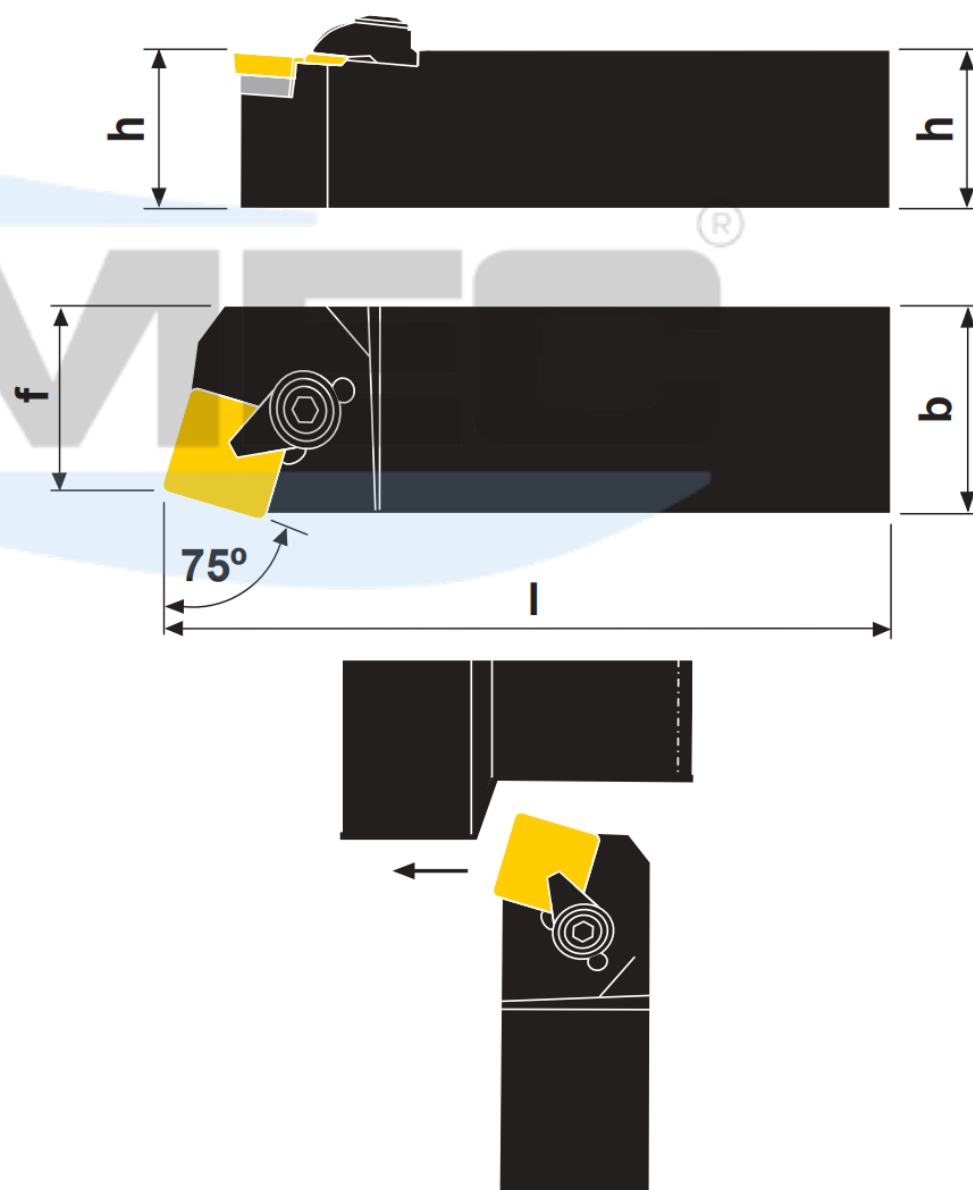


Ilustração na versão direita

Produtos	Dimensões (mm)				Pastilha	Acessórios			
	h	b	l	f		Cj. Grampo-Parafuso	Calço	Rebite	Chave Allen
CSBPR/L 1616 H09	16	16	100	13	SP_0903	174.9-830-2	-	-	C - 2,5
CSBPR/L 2020 K09	20	20	125	17					
CSBPR/L 2020 K12	20	20	125	17	SP_1203	174.9-832-2	174.2-850	174.1-865	C - 3
CSBPR/L 2525 M12	25	25	150	22					
CSBPR/L 3232 P19	32	32	170	27	SP_1904	174.9-838-1	175.2-851	174.1-866	C - 4
CSBPR/L 4040 S19	40	40	250	35					

# SISTEMA DE FIXAÇÃO POR GRAMPO-PARAFUSO

## CSDPN

Suporte neutro para torneiar 45° com pastilha positiva quadrada

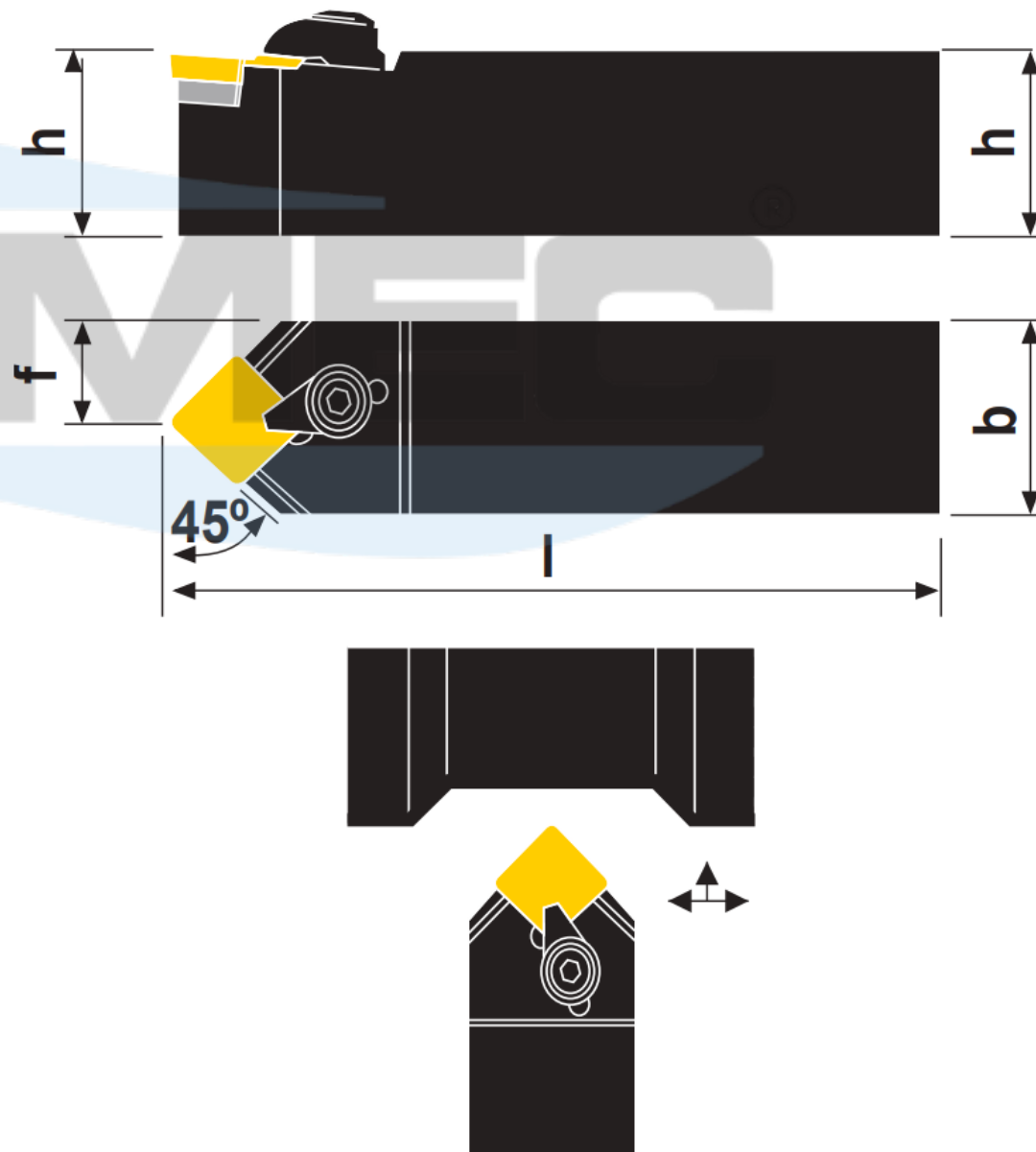


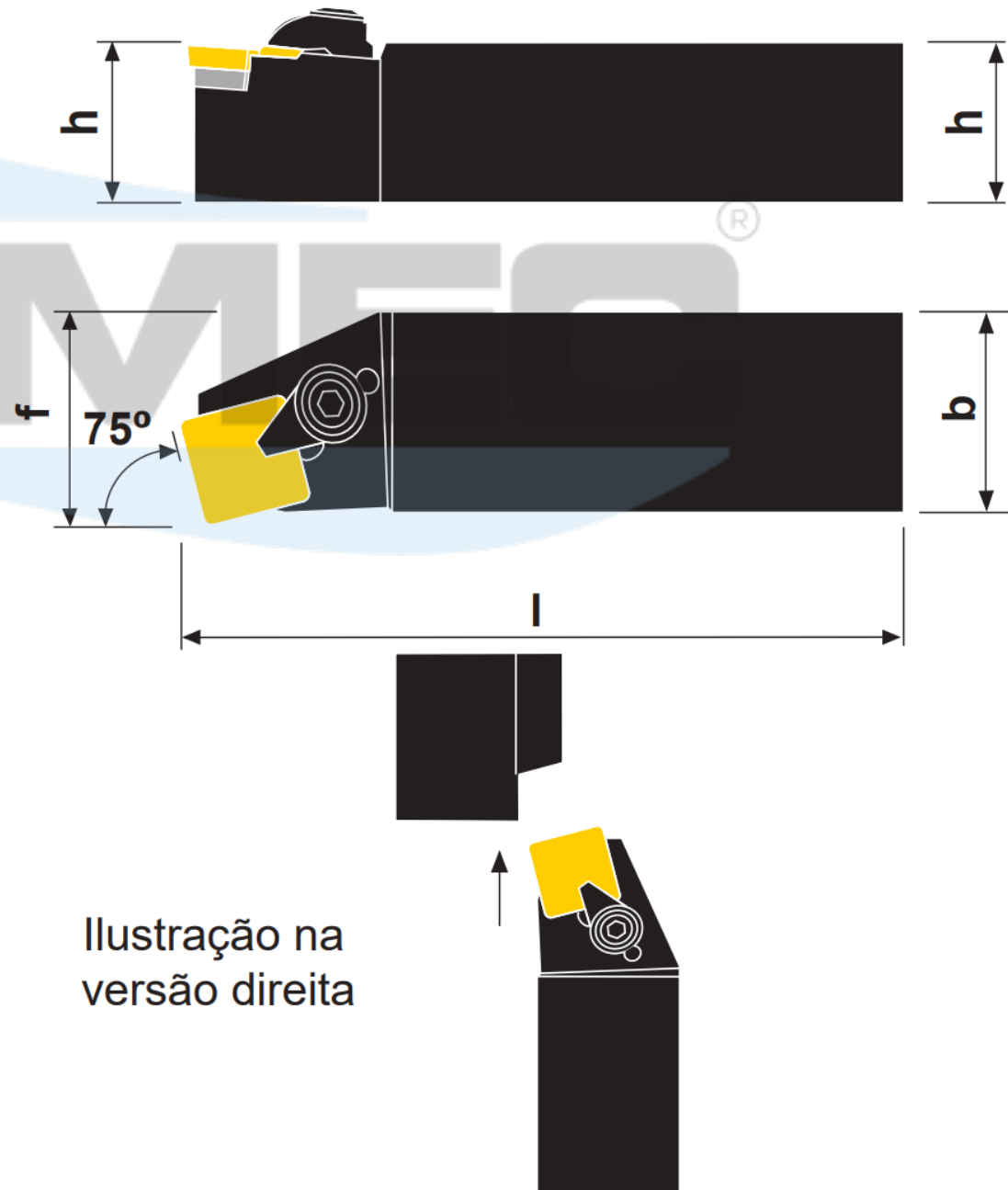
Ilustração na versão direita

Produtos	Dimensões (mm)				Pastilha	Acessórios			
	h	b	l	f		Cj. Grampo-Parafuso	Calço	Rebite	Chave Allen
CSDPN 1212 F09	12	12	80	6,3	SP_0903	174.9-830-2	-	-	C - 2,5
CSDPN 1616 H09	16	16	100	8,3					
CSDPN 2020 K12	20	20	125	10,3	SP_1203	174.9-832-2	174.2-850	174.1-865	C - 3
CSDPN 2525 M12	25	25	150	12,8					
CSDPN 3232 P19	32	32	170	16,5	SP_1904	174.9-838-1	175.2-851	174.1-866	C - 4
CSDPN 4040 S19	40	40	250	20,5					

# SISTEMA DE FIXAÇÃO POR GRAMPO

## CSKPR

Suporte para facear 75° com pastilha positiva quadrada



Produtos	Dimensões (mm)				Pastilha	Acessórios			
	h	b	l	f		Cj. Grampo-Parafuso	Calço	Rebite	Chave Allen
CSKPR/L 1212 F09	12	12	80	16	SP_0903	174.9-830-2	-	-	C - 2,5
CSKPR/L 1616 H09	16	16	100	20					
CSKPR/L 2020 K09	20	20	125	25					
CSKPR/L 2020 K12	20	20	125	25	SP_1203	174.9-832-2	174.2-850	174.1-865	C - 3
CSKPR/L 2525 M12	25	25	150	32					
CSKPR/L 3232 P19	32	32	170	40	SP_1904	174.9-838-1	175.2-851	174.1-866	C - 4



# SISTEMA DE FIXAÇÃO POR GRAMPO

## CSSPR

Suporte para tornear e facear 45° com pastilha positiva quadrada

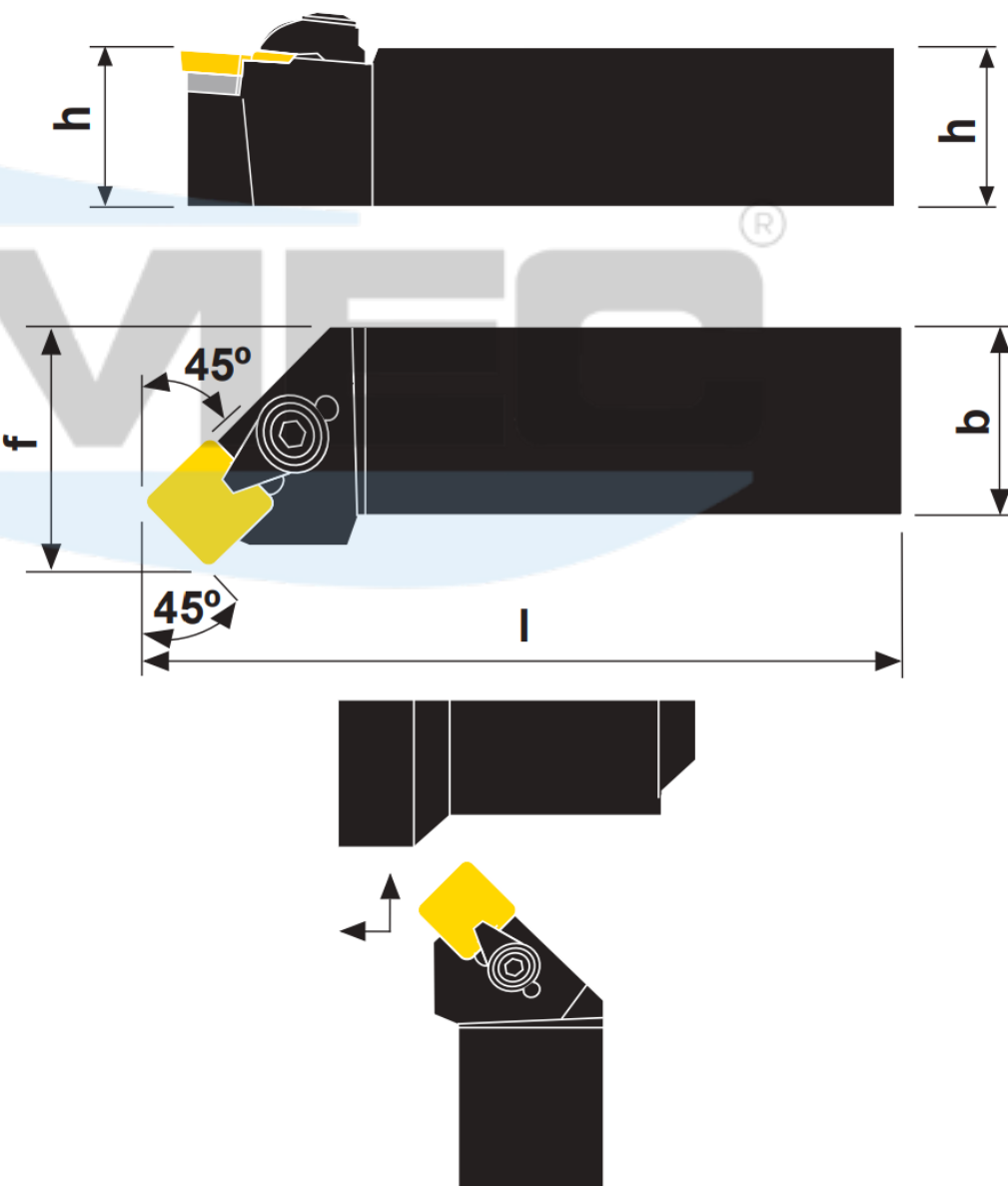



Ilustração na versão direita

Produtos	Dimensões (mm)				Pastilha	Acessórios			
	h	b	l	f		Cj. Grampo-Parafuso	Calço	Rebite	Chave Allen
CSSPR/L 1212 F09	12	12	80	16	SP_0903	174.9-830-2	-	-	C - 2,5
CSSPR/L 1616 H09	16	16	100	20					
CSSPR/L 2020 K09	20	20	125	25					
CSSPR/L 2020 K12	20	20	125	25	SP_1203	174.9-832-2	174.2-850	174.1-865	C - 3
CSSPR/L 2525 M12	25	25	150	32					
CSSPR/L 3232 P19	32	32	170	40					

# SISTEMA DE FIXAÇÃO POR GRAMPO-PARAFUSO

## CTCPN

Suporte neutro para facear 90° com pastilha positiva triangular

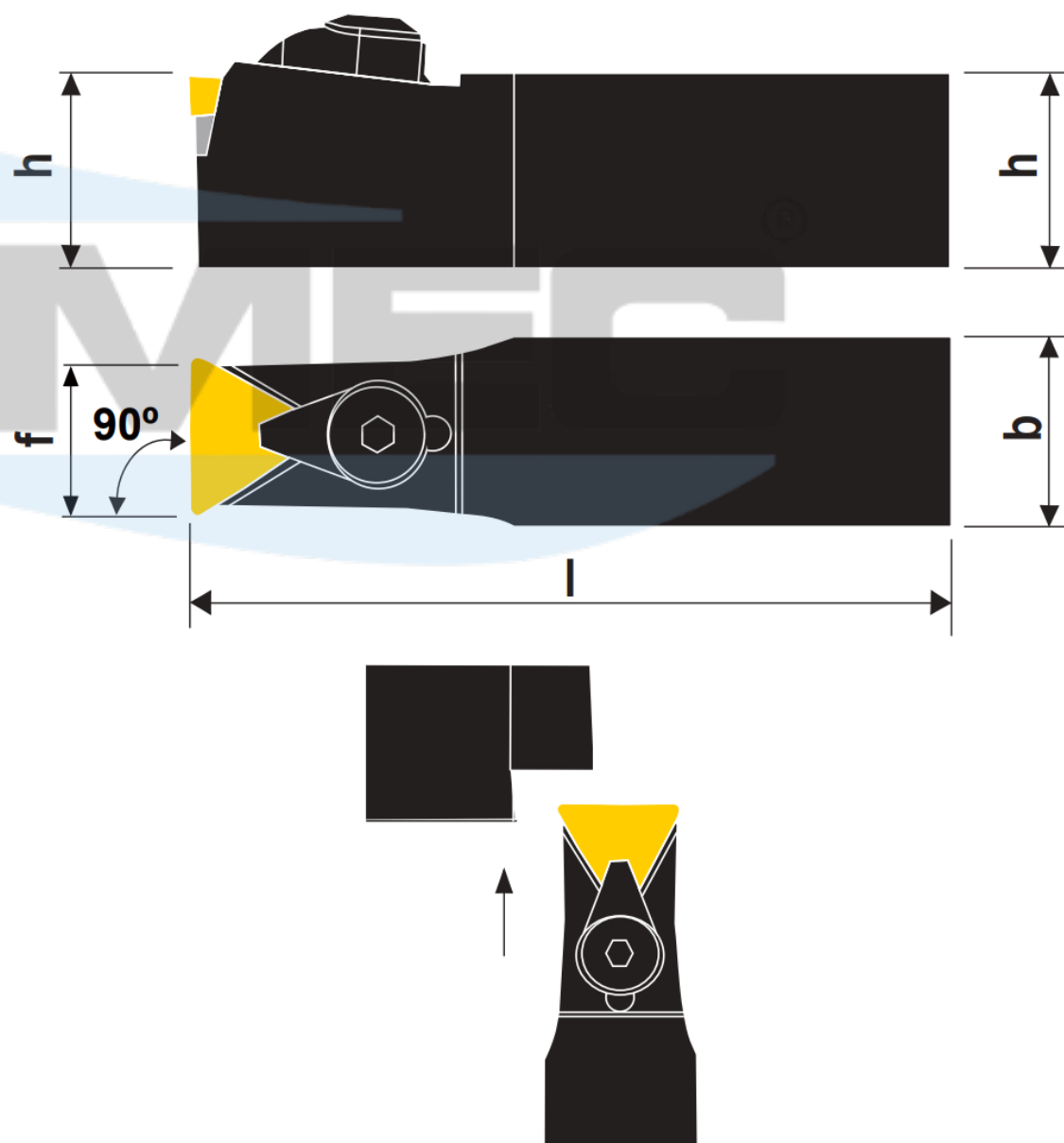

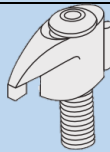

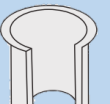
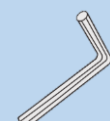


Ilustração na versão direita

Produtos	Dimensões (mm)				Pastilha	Acessórios			
	h	b	l	f		 Cj. Grampo-Parafuso	 Calço	 Rebite	 Chave Allen
CTCPN 2510 M11	25	10	150	9,4	TP_1103	174.9-830-2	-	-	C - 2,5
CTCPN 2514 M16	25	14	150	14,1	TP_1603	174.9-832-2	175.5-850	174.1-865	C - 3

# SISTEMA DE FIXAÇÃO POR GRAMPO-PARAFUSO

## CTDPR

Suporte para facear 45° com pastilha positiva triangular

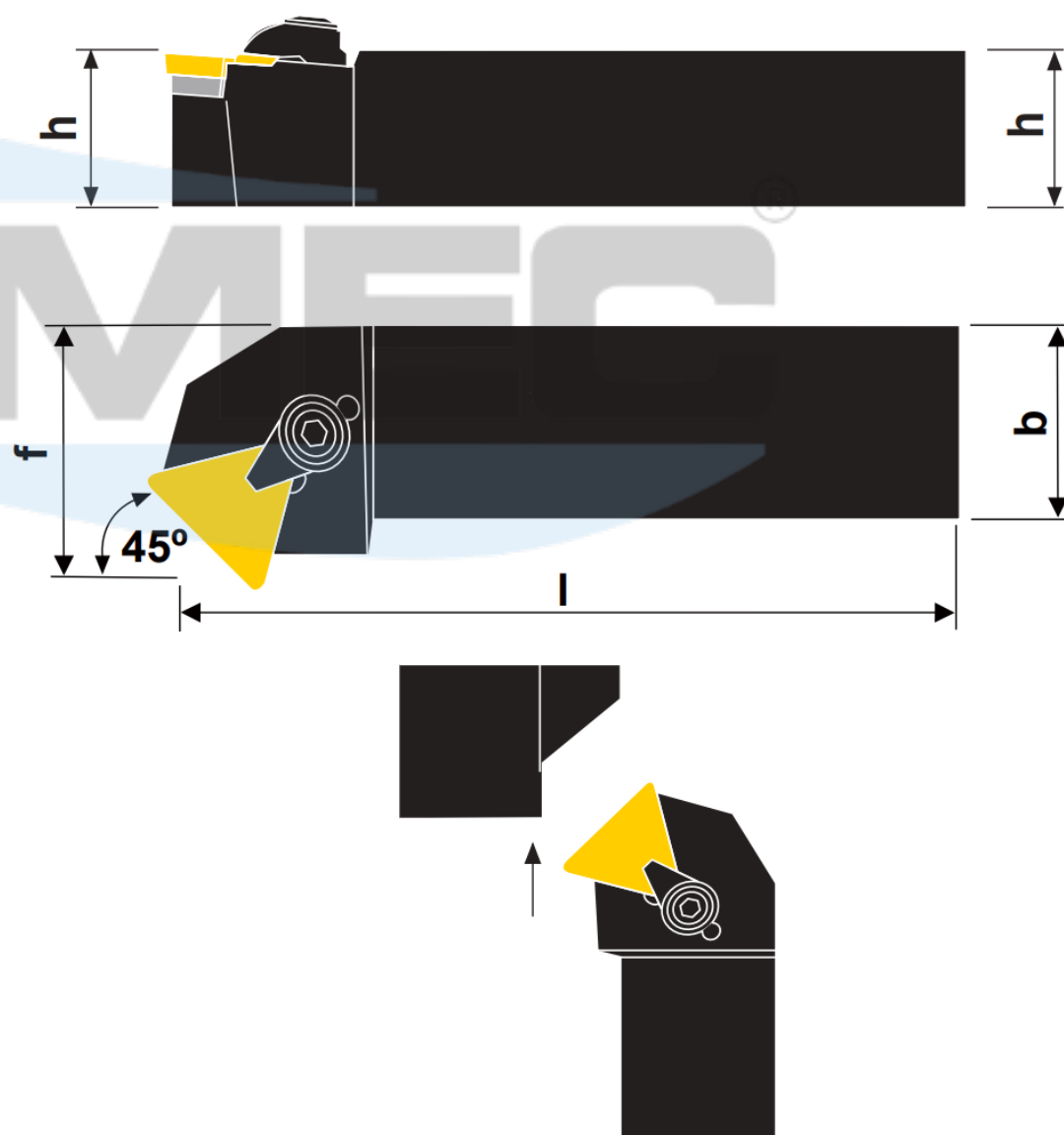

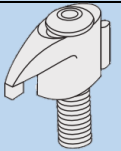
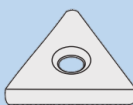
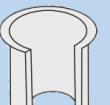
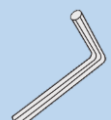


Ilustração na versão direita

Produtos	Dimensões (mm)				Pastilha	Acessórios			
	h	b	l	f		 Cj. Grampo-Parafuso	 Calço	 Rebite	 Chave Allen
CTDPR/L 1212 F11	12	12	80	13	TP_1103	174.9-830-2	-	-	C - 2,5
CTDPR/L 1616 H11	16	16	100	17					
CTDPR/L 2020 K16	20	20	125	22	TP_1603	174.9-832-2	175.2-850	174.1-865	C - 3
CTDPR/L 2525 M16	25	25	150	27					

# SISTEMA DE FIXAÇÃO POR GRAMPO-PARAFUSO

## CTFPR

Suporte para facear 91° com pastilha positiva triangular

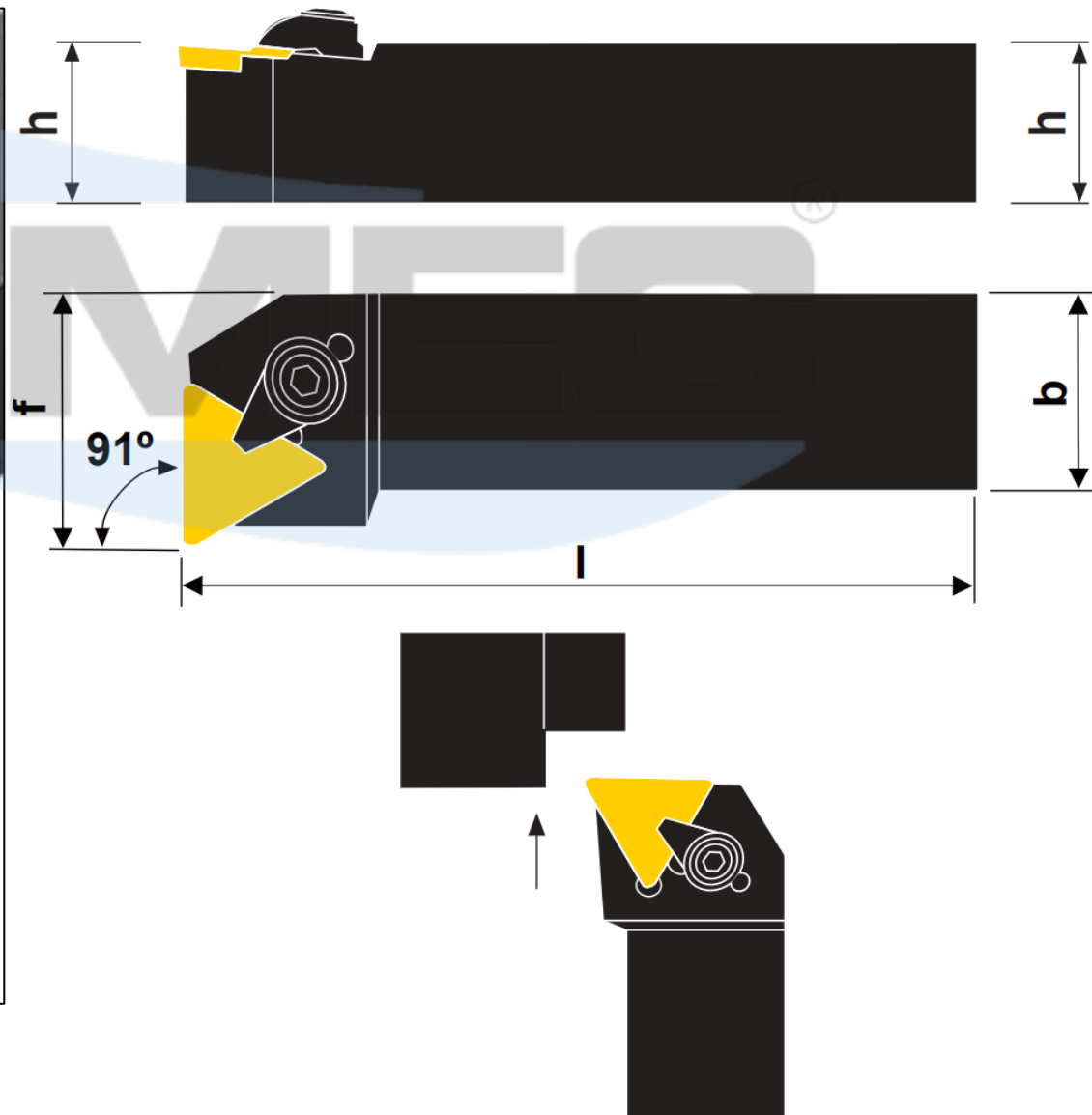

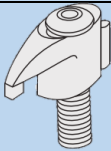
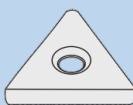
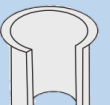
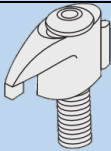
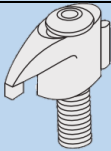
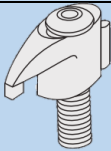
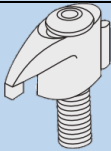


Ilustração na versão direita

Produtos	Dimensões (mm)				Pastilha	Acessórios			
	h	b	l	f			 Cj. Grampo-Parafuso	 Calço	 Rebite
CTFPR/L 0808 D09	08	08	60	10	TP_0902	 Cj. Grampo-Parafuso	-	-	C - 1,5
CTFPR/L 1010 E09	10	10	70	12					
CTFPR/L 1212 F11	12	12	80	16	TP_1103	 Cj. Grampo-Parafuso	-	-	C - 2,5
CTFPR/L 1616 H11	16	16	100	20					
CTFPR/L 2020 K11	20	20	125	25					
CTFPR/L 2020 K16	20	20	125	25	TP_1603	 Cj. Grampo-Parafuso	175.2-850	174.1-865	C - 3
CTFPR/L 2525 M16	25	25	150	32					
CTFPR/L 2525 M22	25	25	150	32	TP_2204	 Cj. Grampo-Parafuso	175.2-851	174.1-866	C - 4
CTFPR/L 3232 P22	32	32	170	40					

# SISTEMA DE FIXAÇÃO POR GRAMPO-PARAFUSO

## CTGPR

Suporte para torneiar 91° com pastilha positiva triangular

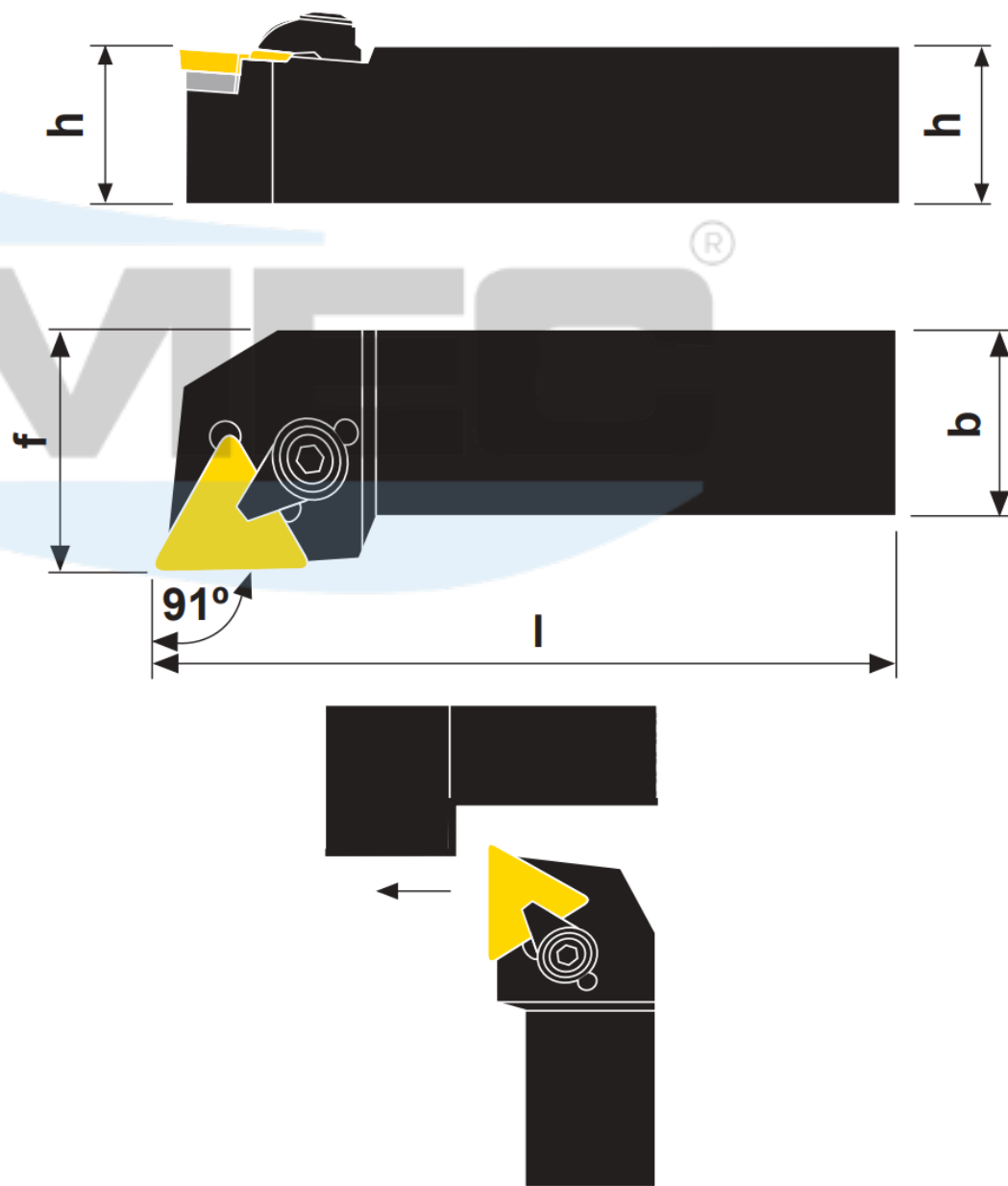

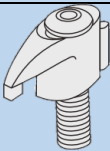




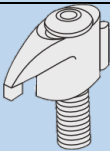




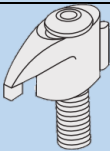




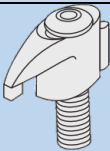




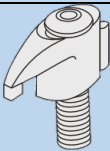





Ilustração na versão direita

Produtos	Dimensões (mm)				Pastilha	Acessórios				
	h	b	l	f			 Cj. Grampo-Parafuso	 Calço	 Rebite	 Chave Allen
CTGPR/L 0808 D09	08	08	60	10	TP_0902		 Cj. Grampo-Parafuso	 Calço	 Rebite	 Chave Allen
CTGPR/L 1010 E09	10	10	70	12						
CTGPR/L 1212 F11	12	12	80	16	TP_1103		 Cj. Grampo-Parafuso	 Calço	 Rebite	 Chave Allen
CTGPR/L 1616 H11	16	16	100	20						
CTGPR/L 2020 K11	20	20	125	25	TP_1603		 Cj. Grampo-Parafuso	 Calço	 Rebite	 Chave Allen
CTGPR/L 2020 K16	20	20	125	25						
CTGPR/L 2525 M16	25	25	150	32	TP_2204		 Cj. Grampo-Parafuso	 Calço	 Rebite	 Chave Allen
CTGPR/L 2525 M22	25	25	150	32						
CTGPR/L 3232 P22	32	32	170	40						



# SISTEMA DE FIXAÇÃO POR GRAMPO-PARAFUSO

## CTTPR

Suporte para torneiar 60° com pastilha positiva triangular

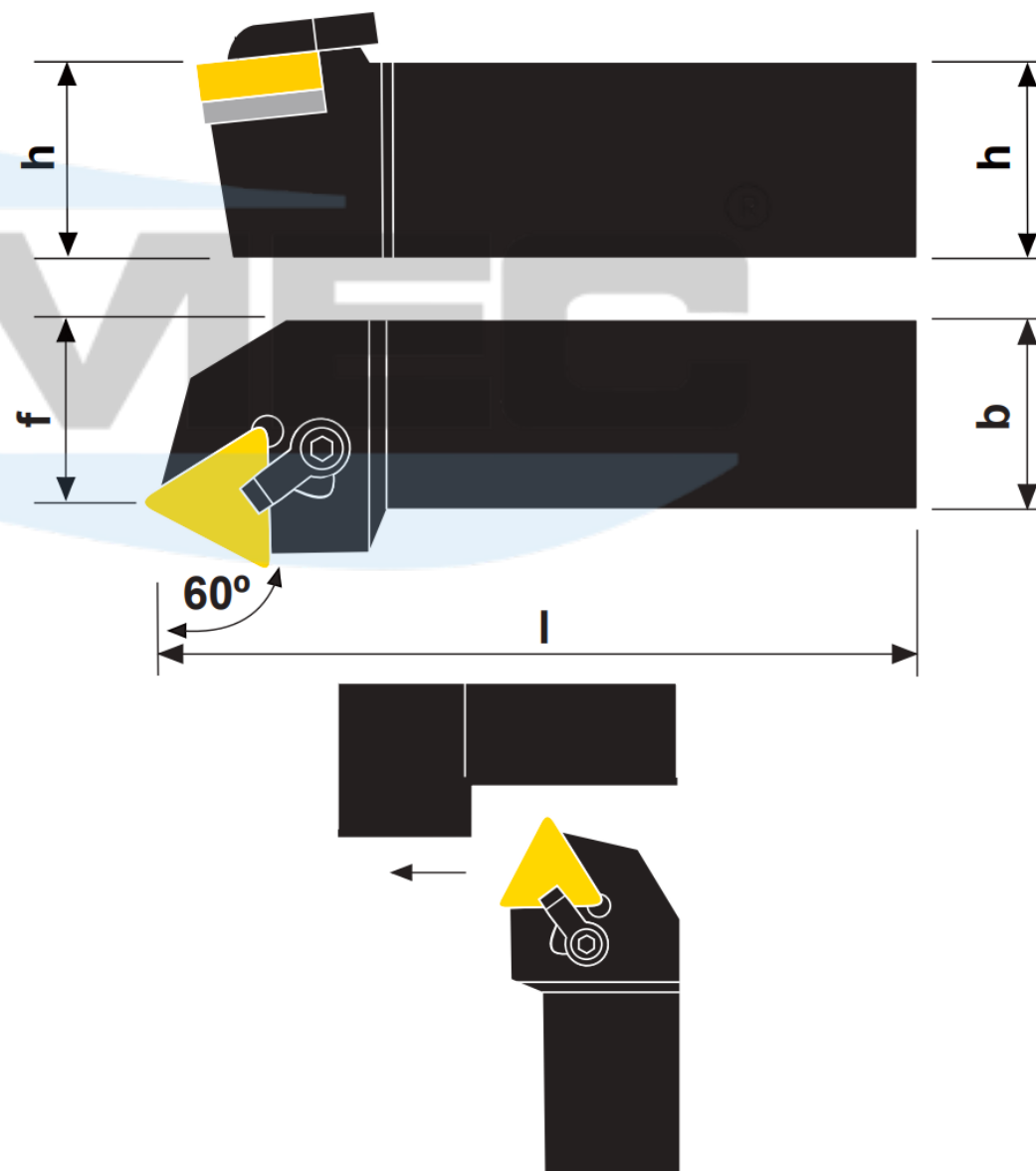


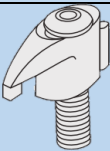

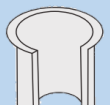
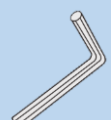


Ilustração na versão direita

Produtos	Dimensões (mm)				Pastilha	Acessórios			
	h	b	l	f		 Cj. Grampo-Parafuso	 Calço	 Rebite	 Chave Allen
CTTPR/L 1212 F11	12	12	80	9	TP_1103	174.9-830-2	-	-	C - 2,5
CTTPR/L 1616 H11	16	16	100	13					
CTTPR/L 2020 K11	20	20	125	17					
CTTPR/L 2020 K16	20	20	125	17	TP_1603	174.9-832-2	175.2-850	174.1-865	C - 3
CTTPR/L 2525 M16	25	25	150	22					
CTTPR/L 3232 P16	32	32	170	27	TP_2204	174.9-838-1	175.2-851	174.1-866	C - 4
CTTPR/L 3232 P22	32	32	170	27					

# SISTEMA DE FIXAÇÃO POR GRAMPO-PARAFUSO

## CKJNR

Suporte para torneiar 93° com pastilha positiva 55°

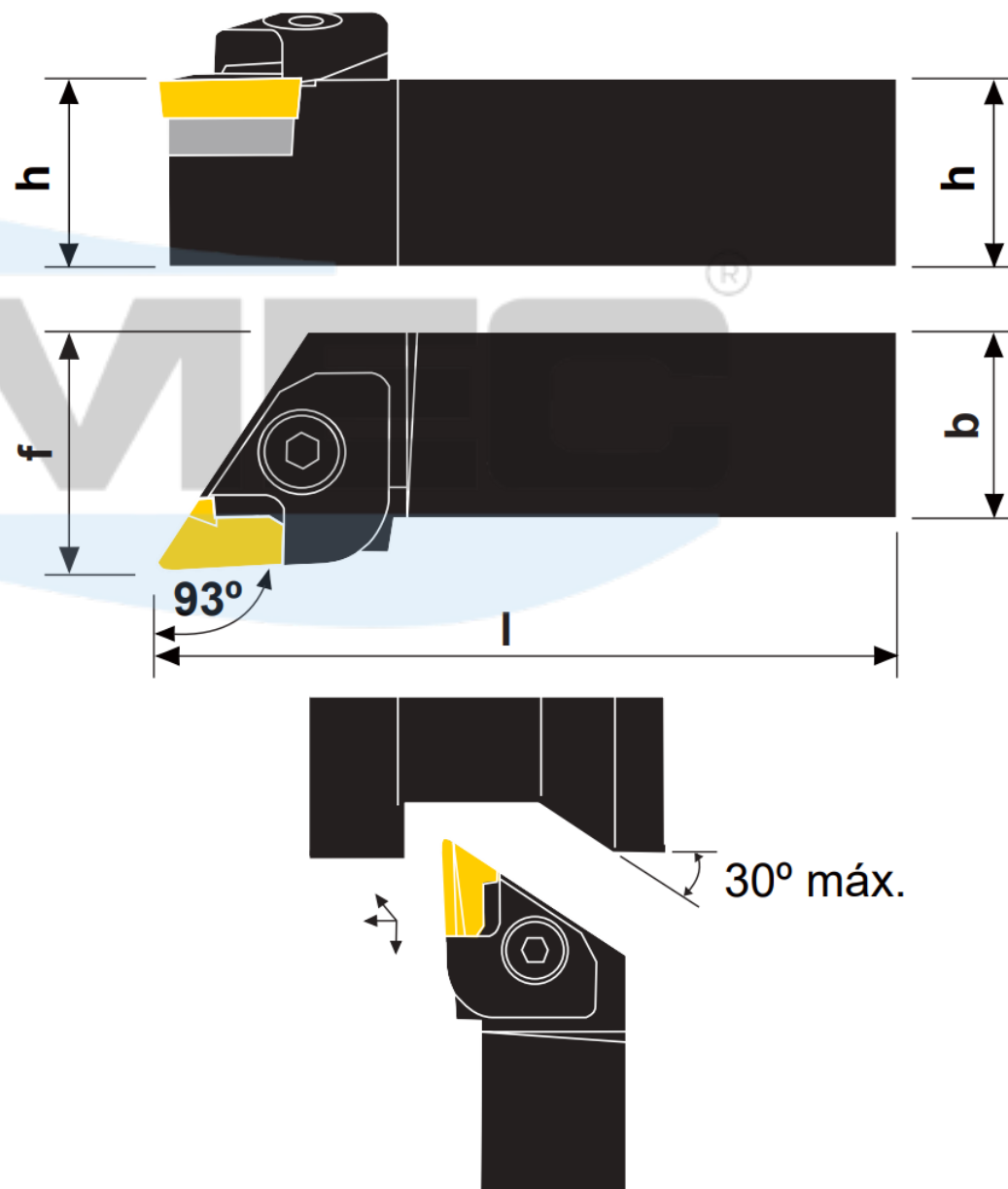







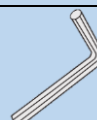


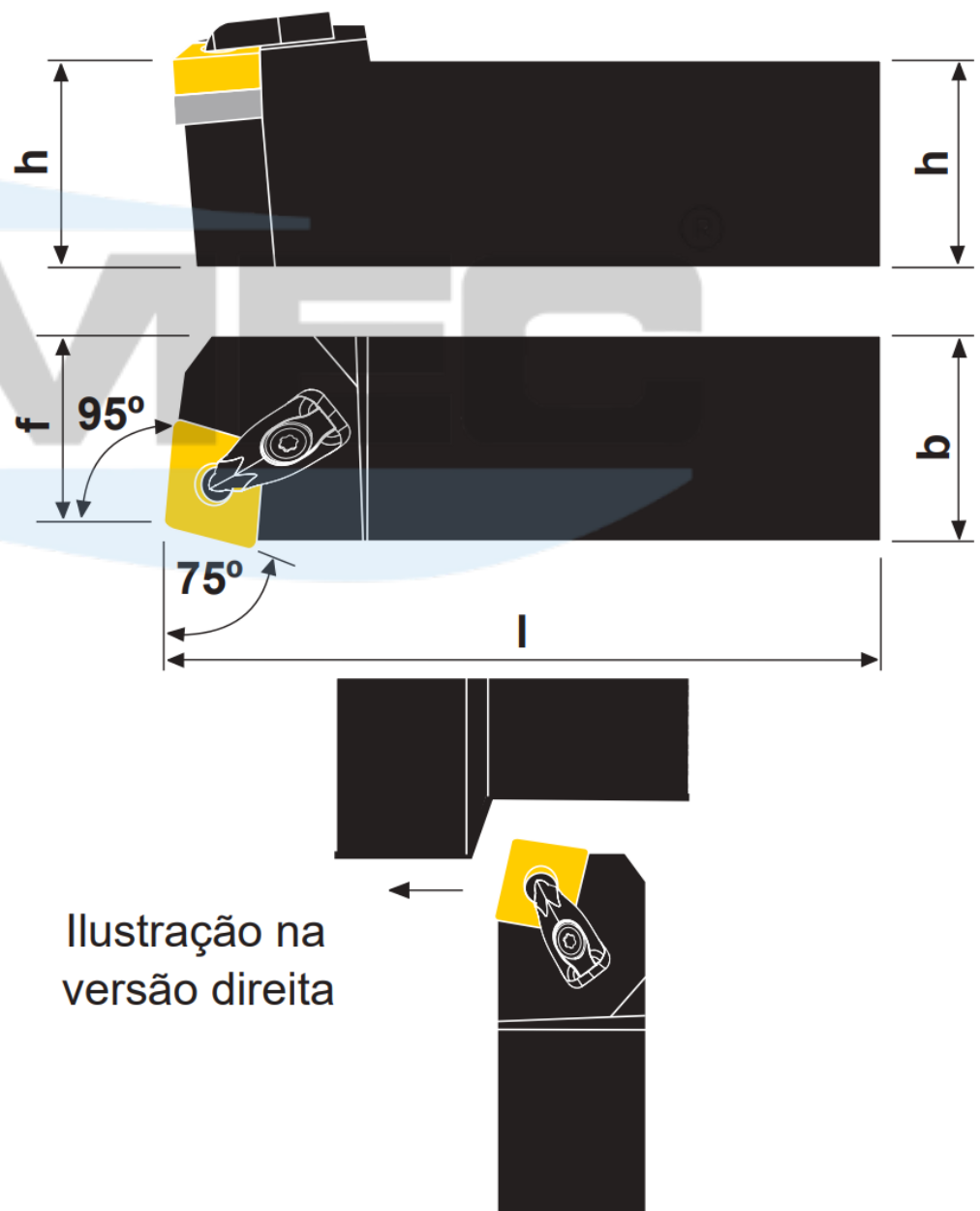
Ilustração na versão direita




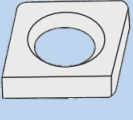

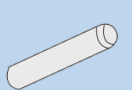



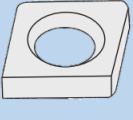

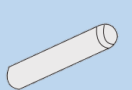




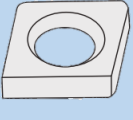

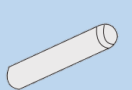




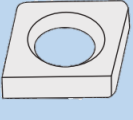

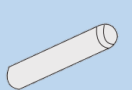




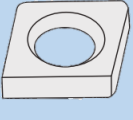

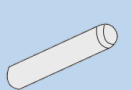


Produtos	Dimensões (mm)				Pastilha	Acessórios						
	h	b	l	f		Grampo	Paraf. do Grampo	Mola	Pino c/ mola	Calço	Rebite	Chave Allen
CKJNR/L 2020 K16	20	20	125	25	 KNUX 1604_ER KNUX 1604_EL	 170.5-824 170.5-825	 170.5-865	 170.5-848M	 170.5-841	 R170.5-5.851 L170.5-851	 174.1-866	 C - 4
CKJNR/L 2525 M16	25	25	150	32								
CKJNR/L 3225 P16	32	25	170	32								
CKJNR/L 3232 P16	32	32	170	40								

# SISTEMA DE FIXAÇÃO RÍGIDA

## DCBNR

Suporte para torneiar  $75^\circ$  com pastilha negativa de  $80^\circ$  para aproveitamento do ângulo de  $100^\circ$



Produtos	Dimensões (mm)				Pastilha	Acessórios						
	h	b	l	f			 Grampo	 Paraf. do Grampo	 Calço	 Paraf. do Calço	 Pino	 Mola
DCBNR/L 1616 H09	16	16	100	13	CN_0903							
DCBNR/L 2020 K09	20	20	125	17								
DCBNR/L 2525 M09	25	25	150	22								
DCBNR/L 2020 K12	20	20	125	17	CN_1204							
DCBNR/L 2525 M12	25	25	150	22								
DCBNR/L 3225 P12	32	25	170	22								
DCBNR/L 2525 M16	25	25	150	22	CN_1606							
DCBNR/L 3232 P16	32	32	170	27								
DCBNR/L 3232 P19	32	32	170	27	CN_1906							
DCBNR/L 4040 S19	40	40	250	35								
DCBNR/L 5050 T19	50	50	300	43								

# SISTEMA DE FIXAÇÃO RÍGIDA

## DCKNR

Suporte para facear 75° com pastilha negativa de 80° para aproveitamento de 100°

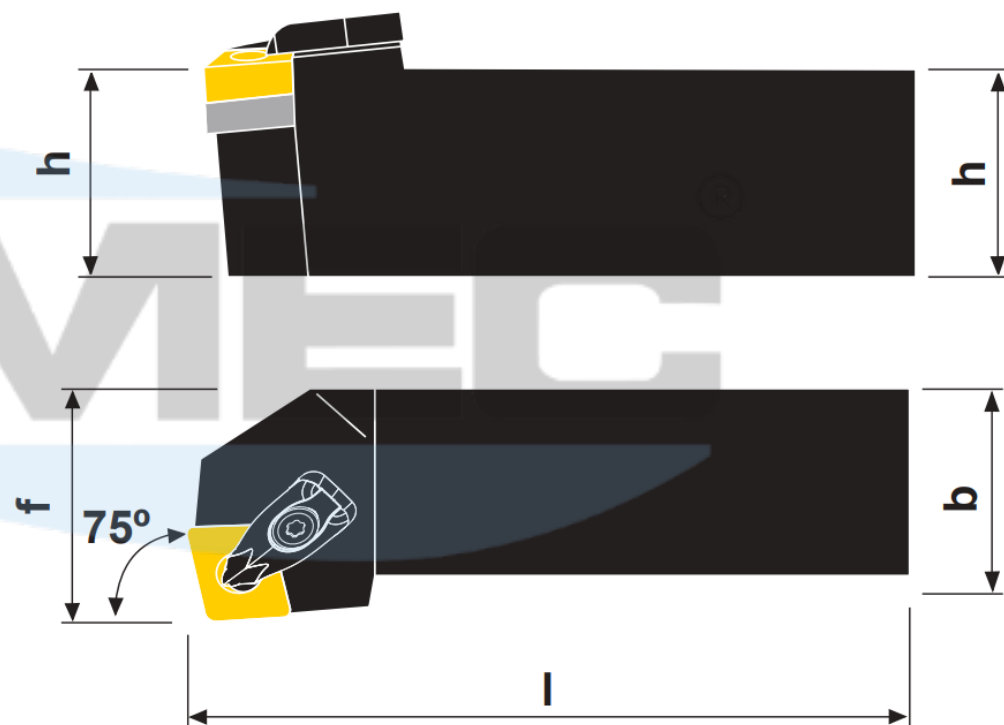



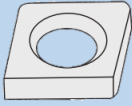





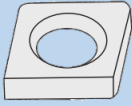






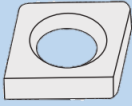






Ilustração na versão direita



Produtos	Dimensões (mm)				Pastilha	Acessórios						
	h	b	l	f								
DCKNR/L 1616 H09	16	16	100	20	CN_0903							
DCKNR/L 2020 K09	20	20	125	25								
DCKNR/L 2525 M09	25	25	150	32								
DCKNR/L 2020 K12	20	20	125	25	CN_1204							
DCKNR/L 2525 M12	25	25	150	32								
DCKNR/L 3225 P12	32	25	170	32								
DCKNR/L 3232 P19	32	32	170	40								

# SISTEMA DE FIXAÇÃO POR ALAVANCA

## DCLNR

Suporte para tornear e facear 95° com pastilha negativa de 80°

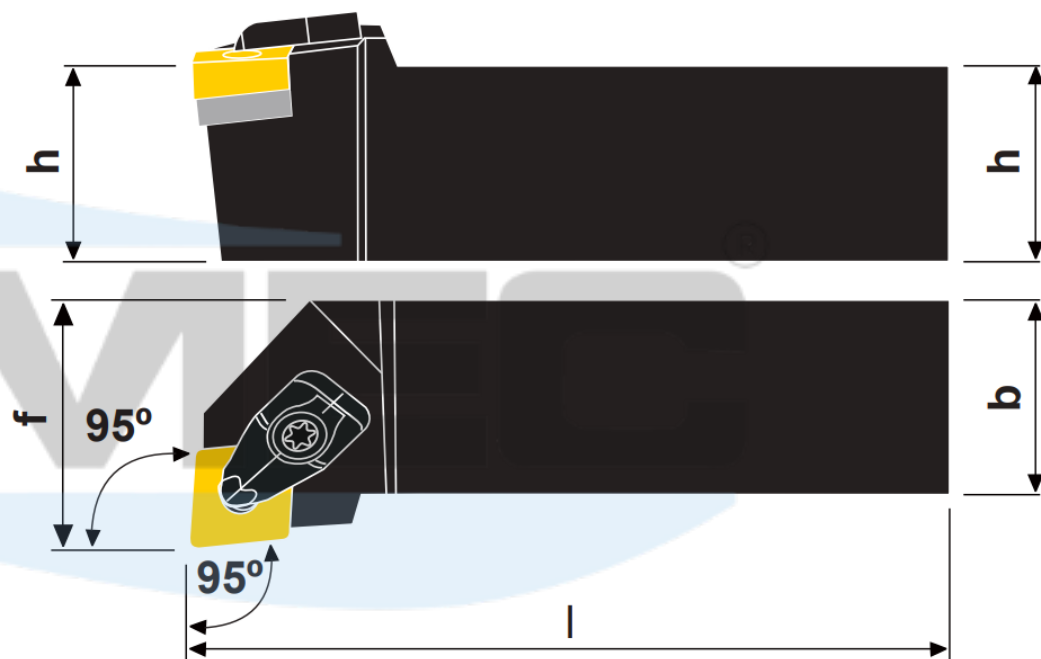
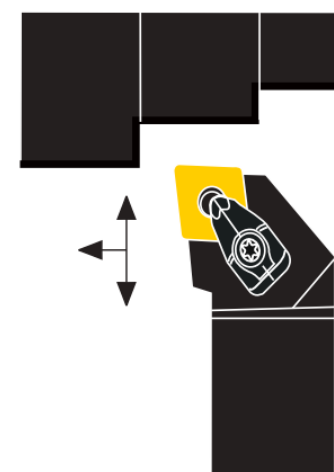



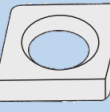

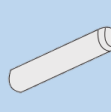




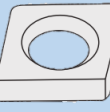

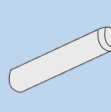




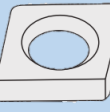

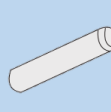




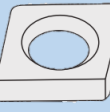

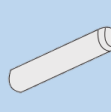




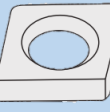

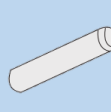




Ilustração na versão direita



Produtos	Dimensões (mm)				Pastilha 	Acessórios						
	h	b	l	f								
DCLNR/L 1616 H09	16	16	100	20	CN_0903							
DCLNR/L 2020 K09	20	20	125	25								
DCLNR/L 2525 M09	25	25	150	32								
DCLNR/L 2020 K12	20	20	125	25	CN_1204							
DCLNR/L 2525 M12	25	25	150	32								
DCLNR/L 3225 P12	32	25	170	32								
DCLNR/L 4040 S12	40	40	250	50	CN_1606							
DCLNR/L 2525 M16	25	25	150	32								
DCLNR/L 3225 P16	32	25	170	32								
DCLNR/L 3232 P16	32	32	170	40	CN_1906							
DCLNR/L 3232 P19	32	32	170	40								
DCLNR/L 4040 S19	40	40	250	50								



# SISTEMA DE FIXAÇÃO POR ALAVANCA

## DCSNR

Suporte para torneiar 45° com pastilha negativa de 80°

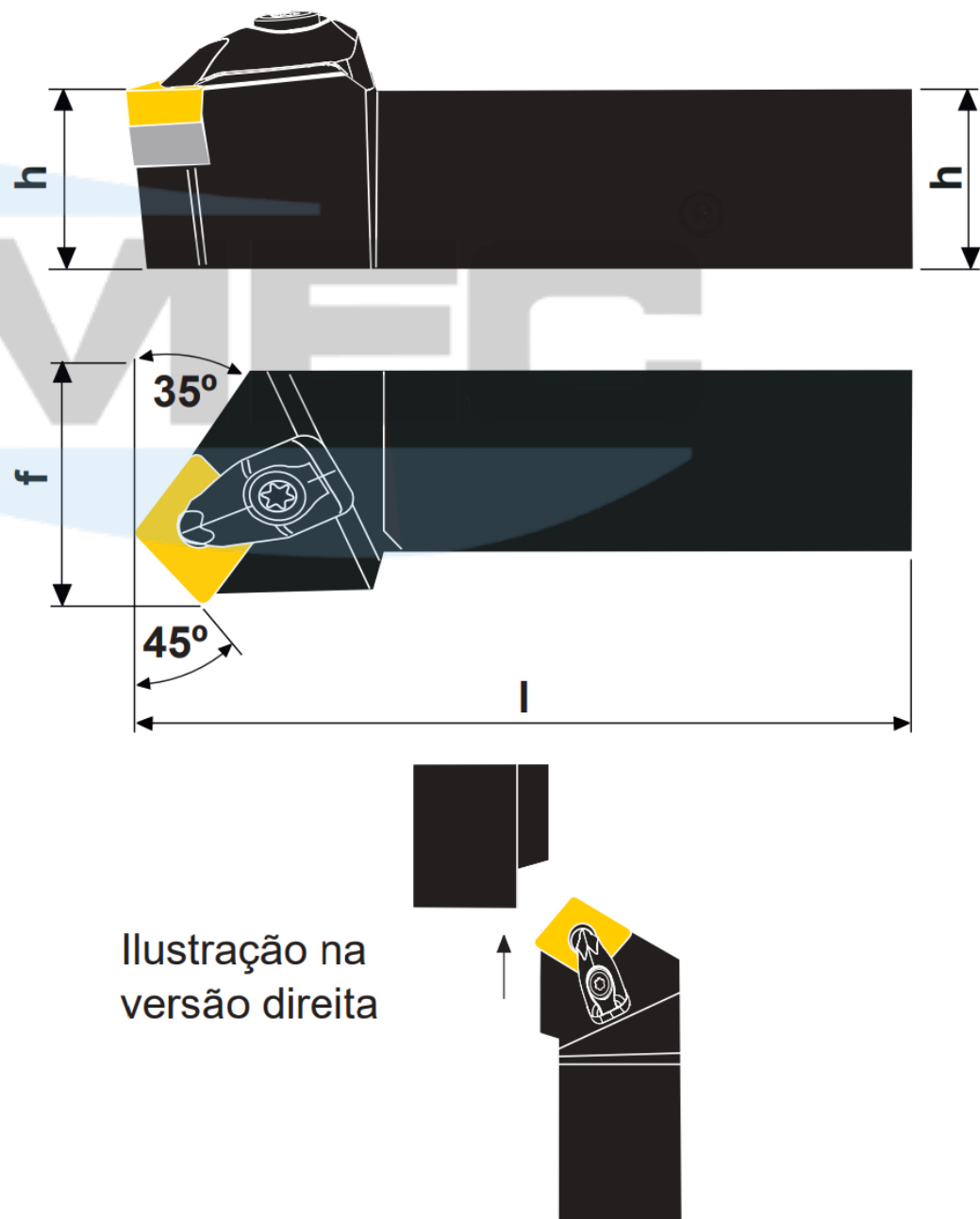

















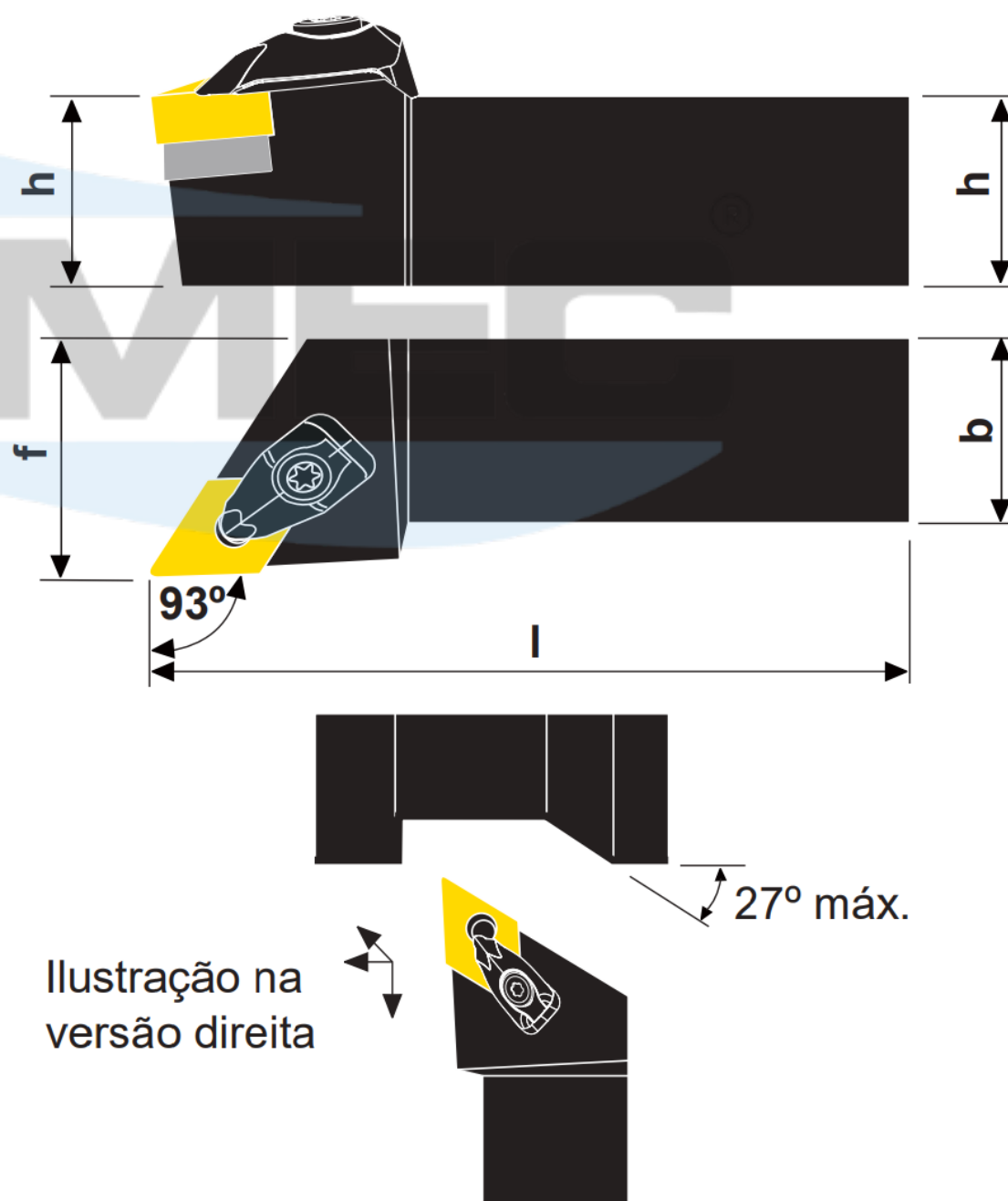
Ilustração na versão direita





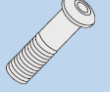





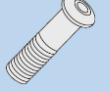






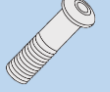



Produtos	Dimensões (mm)				Pastilha	Acessórios													
	h	b	l	f			 Grampo	 Paraf. do Grampo	 Calço	 Paraf. do Calço	 Pino	 Mola	 Chave Torx						
DCSNR/L 2020 K12	20	20	125	25	CN_1204														
DCSNR/L 2525 M12	25	25	150	32									5412 028-02	5412 086-02	5322 234-01	5513 020-02	5412 030-307	5412 001-58	T15-
DCSNR/L 3225 P23	32	25	170	32															

# SISTEMA DE FIXAÇÃO POR GRAMPO-PARAFUSO

## DDJNR

Suporte para torneiar 93° com pastilha negativa de 55°



Produtos	Dimensões (mm)				Pastilha	Acessórios						
	h	b	l	f								
DDJNR/L 2020 K11	20	20	125	25	DN_1104							
DDJNR/L 2525 M11	25	25	150	32								
DDJNR/L 3225 P11	32	25	170	32								
DDJNR/L 2020 K15	20	20	125	25	DN_1506							
DDJNR/L 2525 M15	25	25	150	32								
DDJNR/L 3232 P15	32	32	170	40								

# SISTEMA DE FIXAÇÃO POR GRAMPO-PARAFUSO

## DDHNR

Suporte para torneiar e facear  $107^{\circ}30'$  com pastilha negativa de  $55^{\circ}$

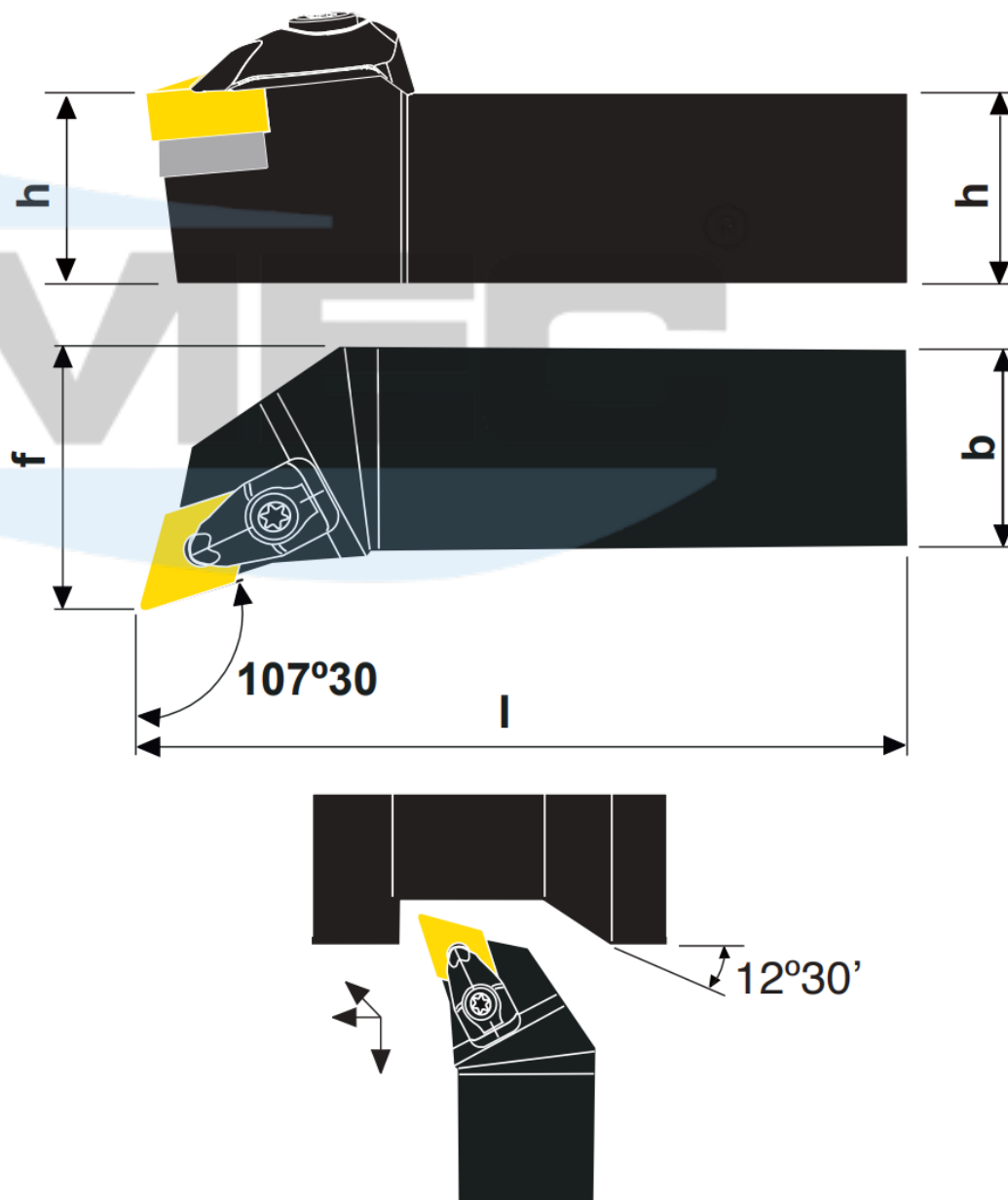




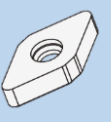

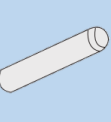




Ilustração na versão direita

Produtos	Dimensões (mm)				Pastilha 	Acessórios						
	h	b	l	f		 Grampo	 Paraf. do Grampo	 Calço	 Paraf. do Calço	 Pino	 Mola	 Chave Torx
DDHNR/L 2020 K11	20	20	125	25	DN_1104	5412 028-01	5412 086-01	5322 267-01	5513 020-04	5412 030-255	5412 001-57	T09-F
DDHNR/L 2525 M11	25	25	150	32								
DDHNR/L 3225 P15	32	25	170	32	DN_1506	5412 028-02	5412 086-02	5322 266-02	5513 020-02	5412 030-307	5412 001-58	T15-F
DDHNR/L 2020 K15	20	20	125	25								
DDHNR/L 2525 M15	25	25	150	32								
DDHNR/L 3232 P15	32	32	170	40								

# SISTEMA DE FIXAÇÃO RÍGIDA

## DDNNN

Suporte neutro para torneiar e facear 62°30' com pastilha 55°

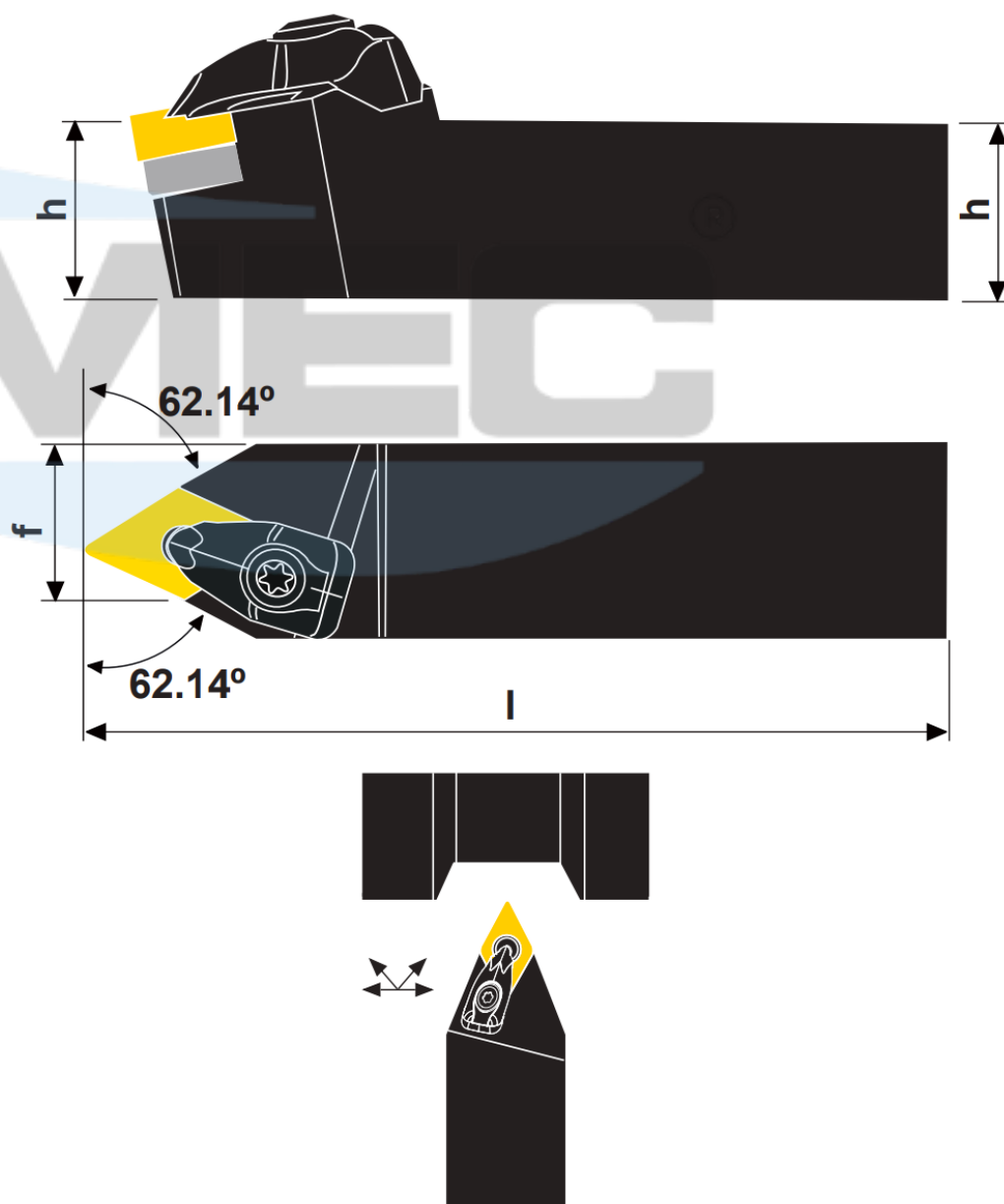





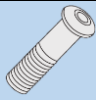





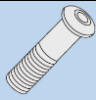






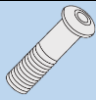





Ilustração na versão direita

Produtos	Dimensões (mm)				Pastilha	Acessórios						
	h	b	l	f			 Grampo	 Paraf. do Grampo	 Calço	 Paraf. do Calço	 Pino	 Mola
DDNNN 2020 K11	20	20	125	10,5	DN_1104							
DDNNN 2525 M11	25	25	150	13								
DDNNN 2525 M15	25	25	150	13	DN_1506							
DDNNN 3225 P15	32	25	170	13								
DDNNN 3232 P15	32	25	170	16,5								
DDNNN 4040 S15	32	32	170	40								



# SISTEMA DE FIXAÇÃO RÍGIDA

## DRDNN

Suporte neutro para torneiar com pastilha negativa redonda

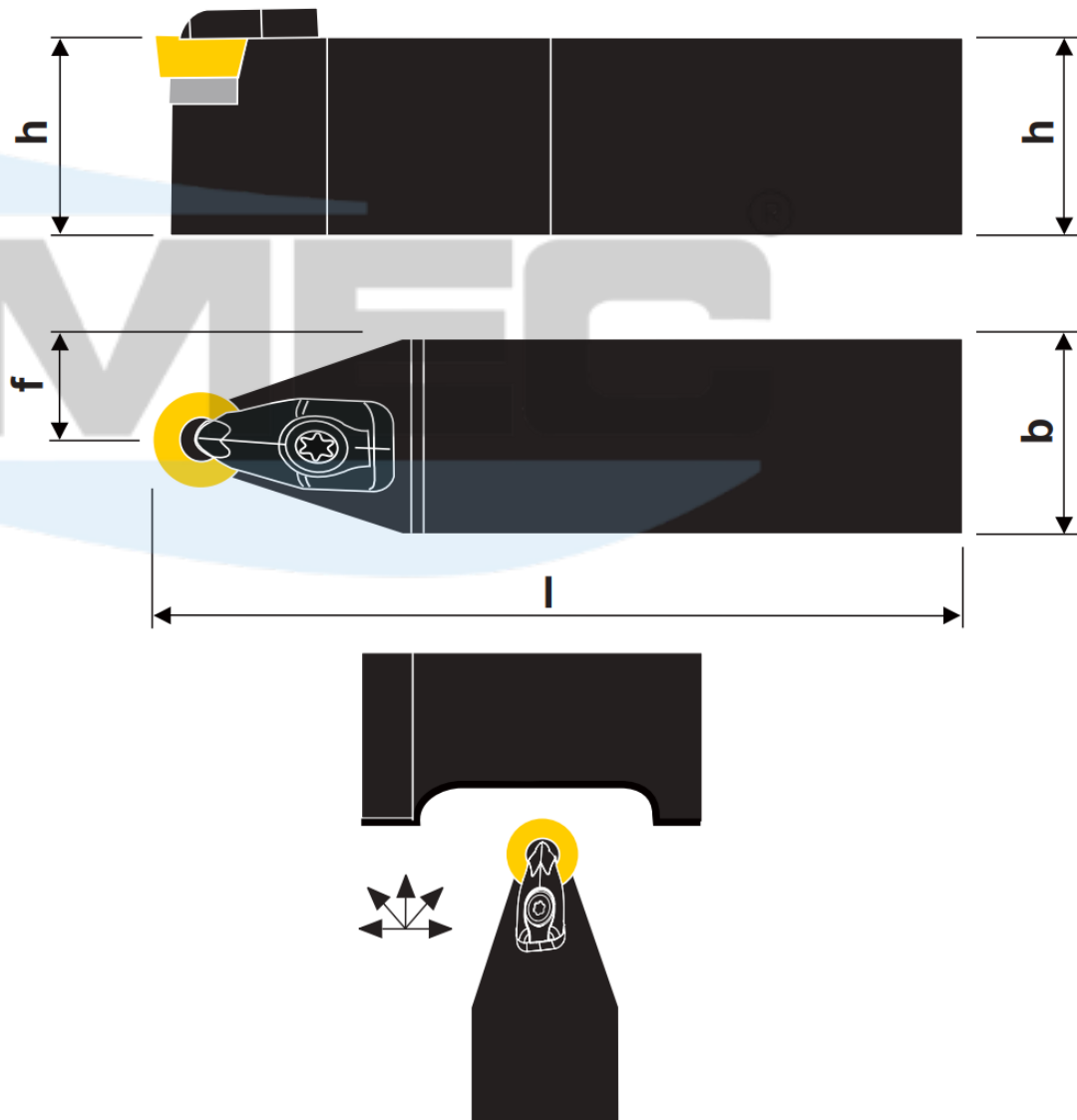



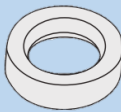












Ilustração na versão direita

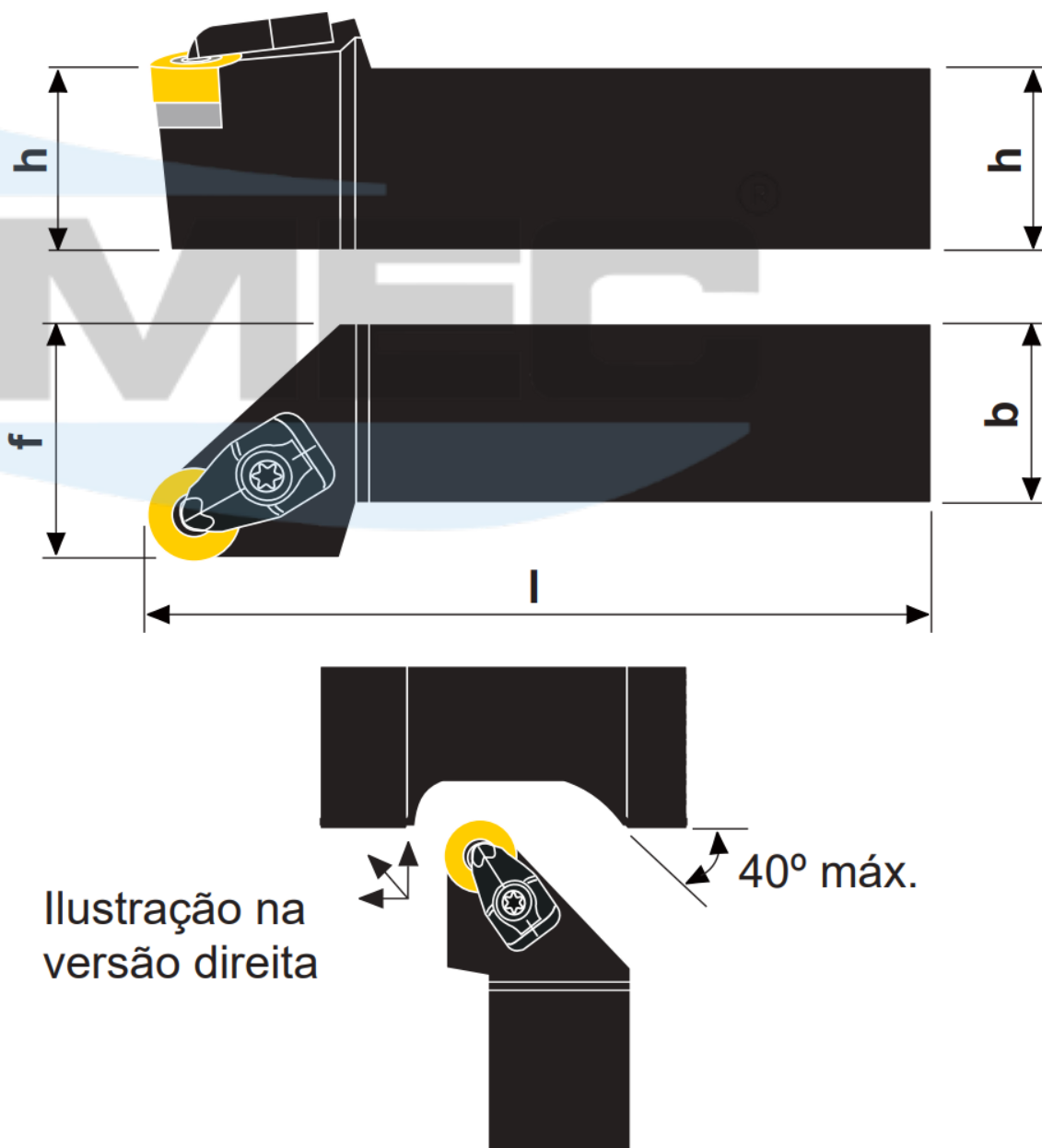
Produtos	Dimensões (mm)				Pastilha	Acessórios							
	h	b	l	f			 Grampo	 Paraf. do Grampo	 Calço	 Paraf. do Calço	 Pino	 Mola	 Chave Torx
DRDNN 2020 K06	20	20	125	10	RN_0603		5412 034-01	5412086-01	-	-	5412 030-255	5412 001-57	T7-F
DRDNN 2525 M06	25	25	150	12,5									
DRDNN 3225 P06	32	25	170	12,5									
DRDNN 2020 K09	20	20	125	10	RN_0903		5412 028-01	5412 086-01	5322 156-01	5513 020-04	5412 030-255	5412 001-57	T9-F
DRDNN 2525 M09	25	25	150	12,5									
DRDNN 2020 K12	20	20	125	10	RN_1204		5412 028-02	5412 086-02	5322 155-02	5513 020-02	5412 030-307	5412 001-58	T15-F
DRDNN 2525 M12	25	25	150	12,5									
DRDNN 3225 P15	32	25	170	12,5	RN_1506		5412 028-03	5412 086-03	5322 155-04	5513 020-07	5412 030-307	5412 001-59	T20-F
DRDNN 3232 P19	32	32	170	16	RN_1906		5412 028-04	5412 086-03	5322 155-06				
DRDNN 4040 S19	40	40	250	20									
DRDNN 4040 S25	40	40	250	20	RN_2509		5412 028-05	5412 086-04	5322 155-07	5513 020-08	5412 001-61	T25-F	



# SISTEMA DE FIXAÇÃO RÍGIDA

## DRSNR

Suporte para tornear e facear com pastilha negativa redonda



Produtos	Dimensões (mm)				Pastilha	Acessórios						
	h	b	l	f		Grampo	Paraf. do Grampo	Calço	Paraf. do Calço	Pino	Mola	Chave Torx
DRSNR/L 2020 K09	20	20	125	25	RN_0903	5412 028-01	5412 086-01	5322 156-01	5513 020-04	5412 030-255	5412 001-57	T09-F
DRSNR/L 2525 M09	25	25	150	32								
DRSNR/L 2020 K12	20	20	125	25	RN_1204	5412 028-02	5412 086-02	5322 155-02	5513 020-02	5412 030-307	5412 001-58	T15-F
DRSNR/L 2525 M12	25	25	150	32								
DRSNR/L 3225 P15	32	25	170	32	RN_1506	5412 028-03	5412 086-03	5322 155-04	5513 020-07	5412 030-307	5412 001-59	T20-F
DRSNR/L 3232 P19	32	32	170	40	RN_1906	5412 028-04						
DRSNR/L 4040 S25	40	40	250	50	RN_2509	5412 028-05	5412 086-04	5322 155-07	5513 020-08	5412 001-61	T25-F	

# SISTEMA DE FIXAÇÃO RÍGIDA

## DSBNR

Suporte para tornear 75° com pastilha negativa quadrada

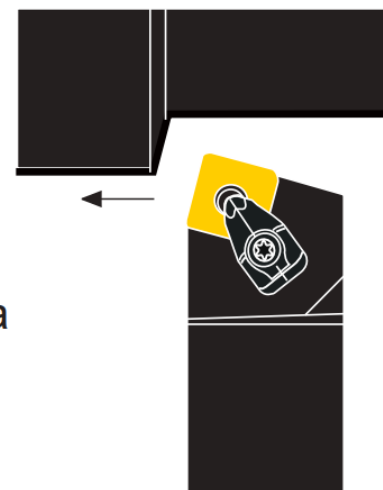
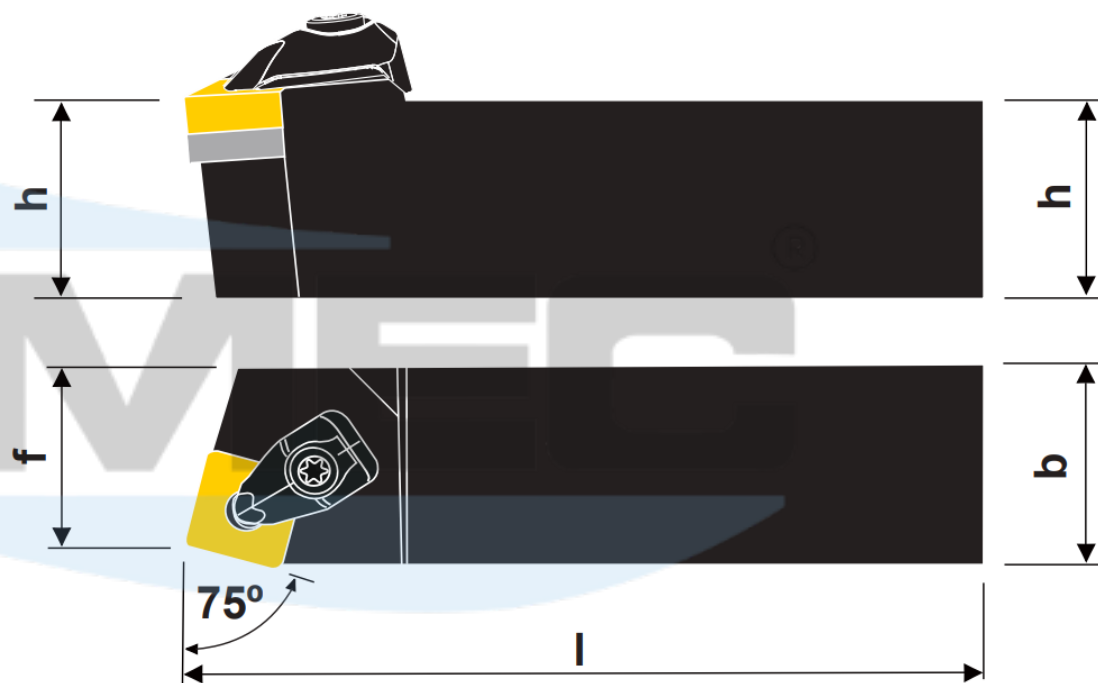



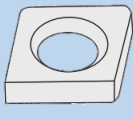
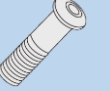










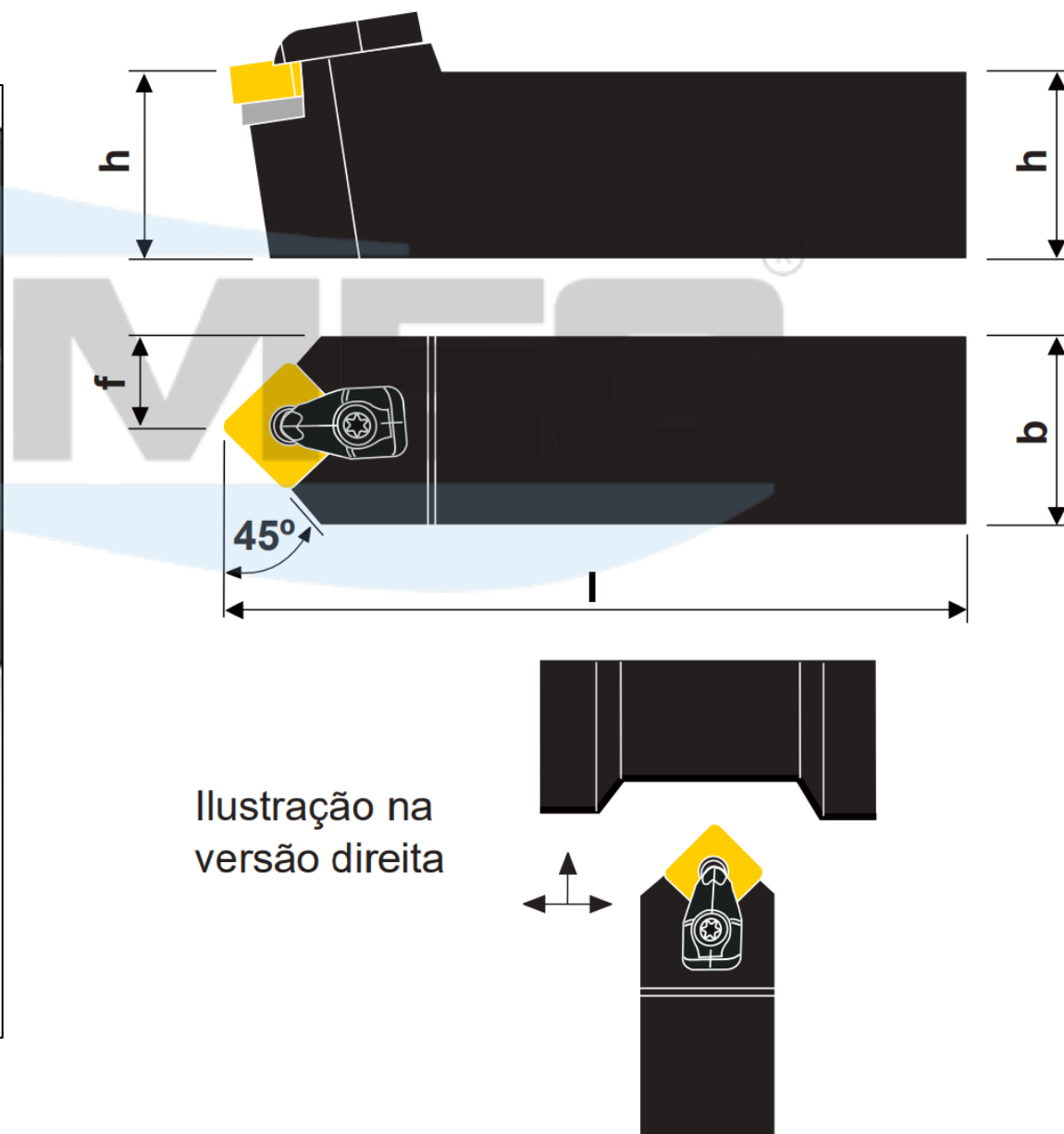
Ilustração na versão direita

Produtos	Dimensões (mm)				Pastilha	Acessórios							
	h	b	l	f			 Grampo	 Paraf. do Grampo	 Calço	 Paraf. do Calço	 Pino	 Mola	 Chave Torx
DSBNR/L 1616 H09	16	16	100	13	SN_0903		5412 028-01	5412 086-01	5322 426-01	5513 020-04	5412 030-255	5412 001-57	T9-F
DSBNR/L 2020 K09	20	20	125	17									
DSBNR/L 2525 M09	25	25	150	22									
DSBNR/L 2020 K12	20	20	125	17	SN_1204		5412 028-02	5412 086-02	5322 425-01	5513 020-02	5412 030-307	5412 001-58	T15-F
DSBNR/L 2525 M12	25	25	150	22									
DSBNR/L 3232 P12	32	32	170	22	SN_1506		5412 028-03	5412 086-03	5322 425-03	5513 020-07	5412 030-307	5412 001-59	T20-F
DSBNR/L 2525 M15	25	25	150	22									
DSBNR/L 3232 P15	32	32	170	27									
DSBNR/L 3232 P19	32	32	170	27	SN_1906		5412 028-04	5412 086-03	5322 425-04	5513 020-07	5412 030-307	5412 001-59	T20-F
DSBNR/L 4040 S19	40	40	250	35									
DSBNR/L 4040 S25	40	40	250	35	SN_2507		5412 028-05	5412 086-04	5322 425-07	5513 020-08	5412 030-307	5412 001-61	T25-F
DSBNR/L 5050 T25	50	50	300	43									

# SISTEMA DE FIXAÇÃO RÍGIDA

## DSDNN

Suporte neutro para torneiar 45° com pastilha quadrada

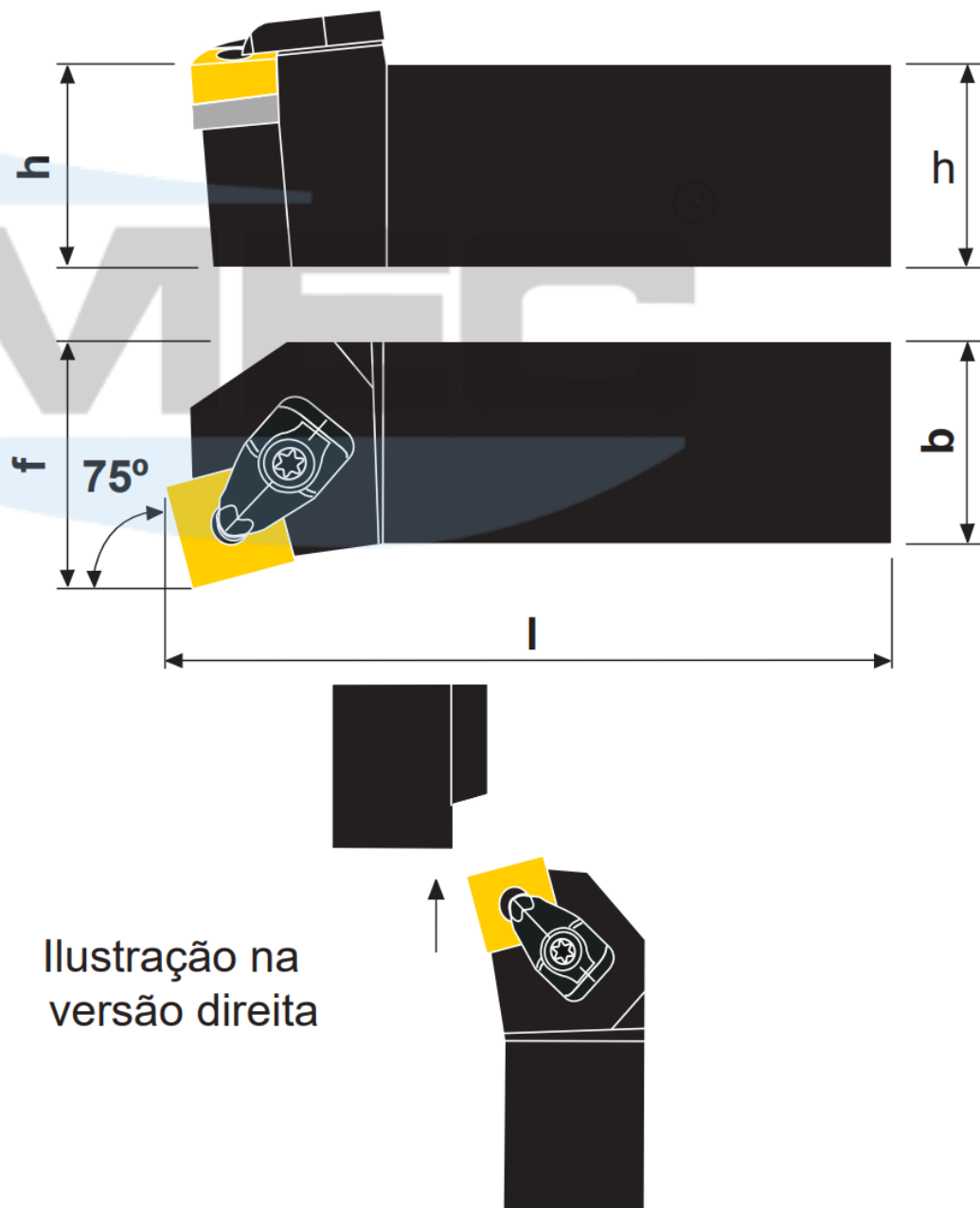





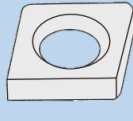
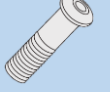
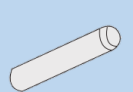



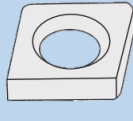
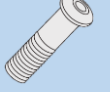
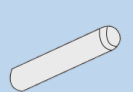




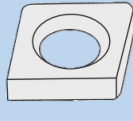
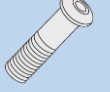
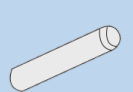




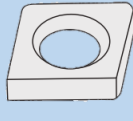
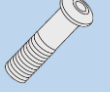
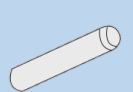


Produtos	Dimensões (mm)				Pastilha	Acessórios							
	h	b	l	f		Grampo	Paraf. do Grampo	Calço	Paraf. do Calço	Pino	Mola	Chave Torx	
DSDNN 1616 H09	16	16	100	8,3	SN_0903	5412 028-01	5412 086-01	5322 426-01	5513 020-04	5412 030-255	5412 001-57	T9-F	
DSDNN 2020 K09	20	20	125	10,3									
DSDNN 2525 M09	25	25	150	12,8									
DSDNN 2020 K12	20	20	125	10,3	SN_1204	5412 028-02	5412 086-02	5322 425-01	5513 020-02	5412 030-307	5412 001-58	T15-F	
DSDNN 2525 M12	25	25	150	12,8									
DSDNN 3232 P12	32	25	170	12,8									
DSDNN 2525 M15	25	25	150	12,8	SN_1506	5412 028-03	5412 086-03	5322 425-03	5513 020-07	5412 030-307	5412 001-59	T20-F	
DSDNN 3232 P15	32	25	170	13									
DSDNN 3232 P19	32	32	170	16,5	SN_1906	5412 028-04	5412 086-03	5322 425-04	5513 020-07	5412 030-307	5412 001-59	T20-F	
DSDNN 4040 S19	40	40	250	21									
DSDNN 4040 S25	40	40	250	21	SN_2507	5412 028-05	5412 086-04	5322 425-07	5513 020-08	5412 030-307	5412 001-61	T25-F	
DSDNN 5050 T25	50	50	300	26									

# SISTEMA DE FIXAÇÃO RÍGIDA

## DSKNR

Suporte para facear 75° com pastilha negativa quadrada



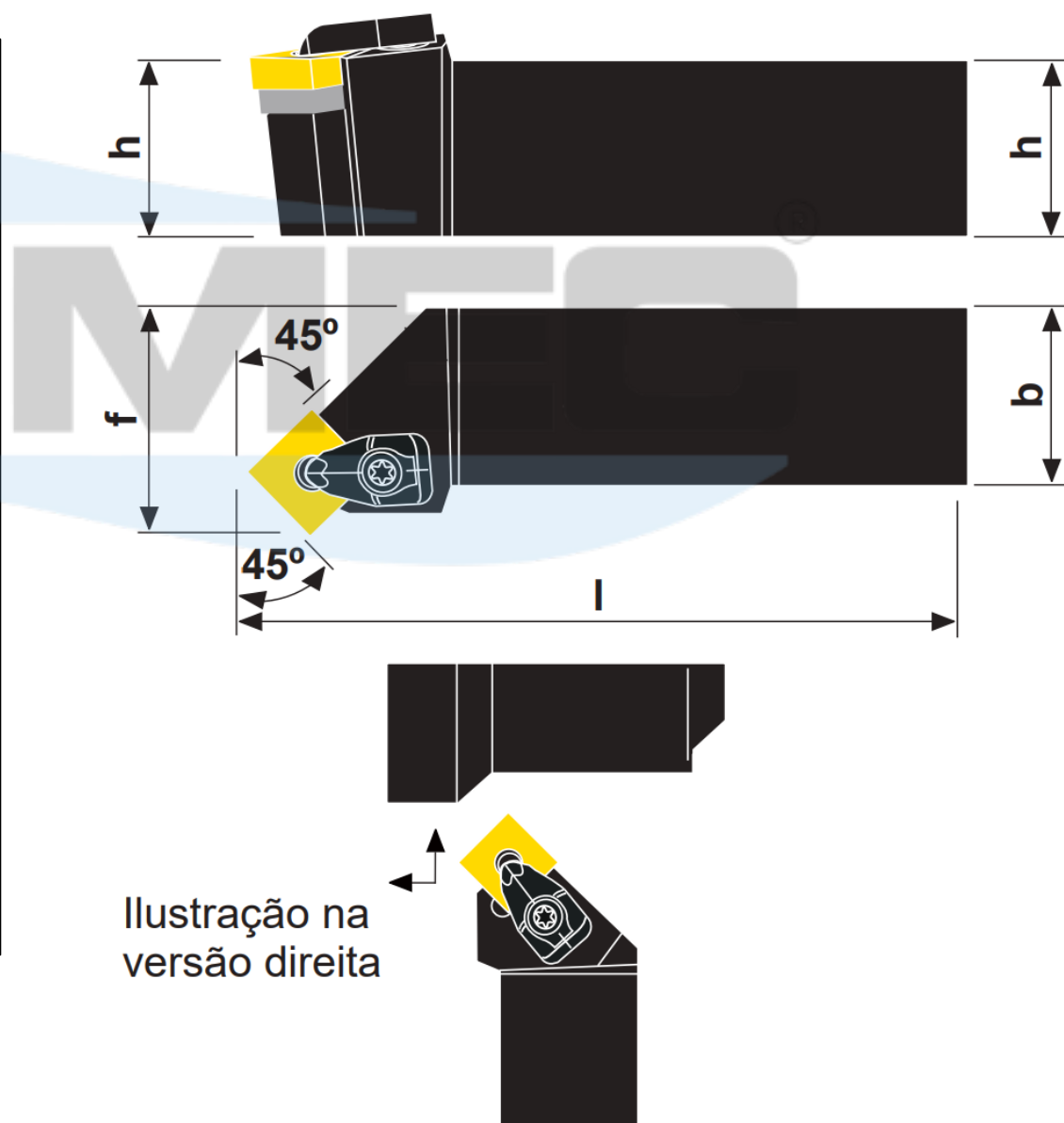

Produtos	Dimensões (mm)				Pastilha	Acessórios						
	h	b	l	f								
DSKNR/L 1616 H09	16	16	100	20	SN_0903							
DSKNR/L 2020 K09	20	20	125	25								
DSKNR/L 2525 M09	25	25	150	32								
DSKNR/L 2020 K12	20	20	125	25	SN_1204							
DSKNR/L 2525 M12	25	25	150	32								
DSKNR/L 3225 P12	32	25	170	32								
DSKNR/L 3232 P19	32	32	170	40	SN_1906							
DSKNR/L 4040 P19	40	40	170	50								




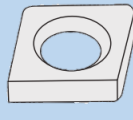
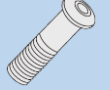




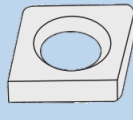
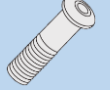





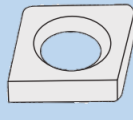
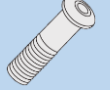





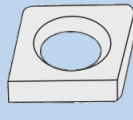
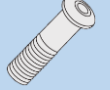





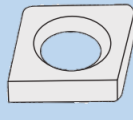
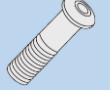





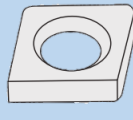
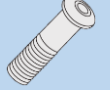





# SISTEMA DE FIXAÇÃO RÍGIDA

## DSSNR

Suporte para torneiar e facear 45° com pastilha negativa quadrada



Produtos	Dimensões (mm)				Pastilha	Acessórios						
	h	b	l	f			 Grampo	 Paraf. do Grampo	 Calço	 Paraf. do Calço	 Pino	 Mola
DSSNR/L 1616 H09	16	16	100	20	SN_0903							
DSSNR/L 2020 K09	20	20	125	25								
DSSNR/L 2525 M09	25	25	150	32								
DSSNR/L 2020 K12	20	20	125	25	SN_1204							
DSSNR/L 2525 M12	25	25	150	32								
DSSNR/L 3225 P12	32	25	170	32								
DSSNR/L 2525 M15	25	25	150	32	SN_1506							
DSSNR/L 3232 P15	32	32	170	40								
DSSNR/L 3232 P19	32	32	170	40	SN_1906							
DSSNR/L 4040 S19	40	40	250	50								
DSSNR/L 4040 S25	40	40	250	50	SN_2507							
DSSNR/L 5050 T25	50	50	300	60								



# SISTEMA DE FIXAÇÃO RÍGIDA

## DTFNR

Suporte para facear 91° com pastilha negativa triangular

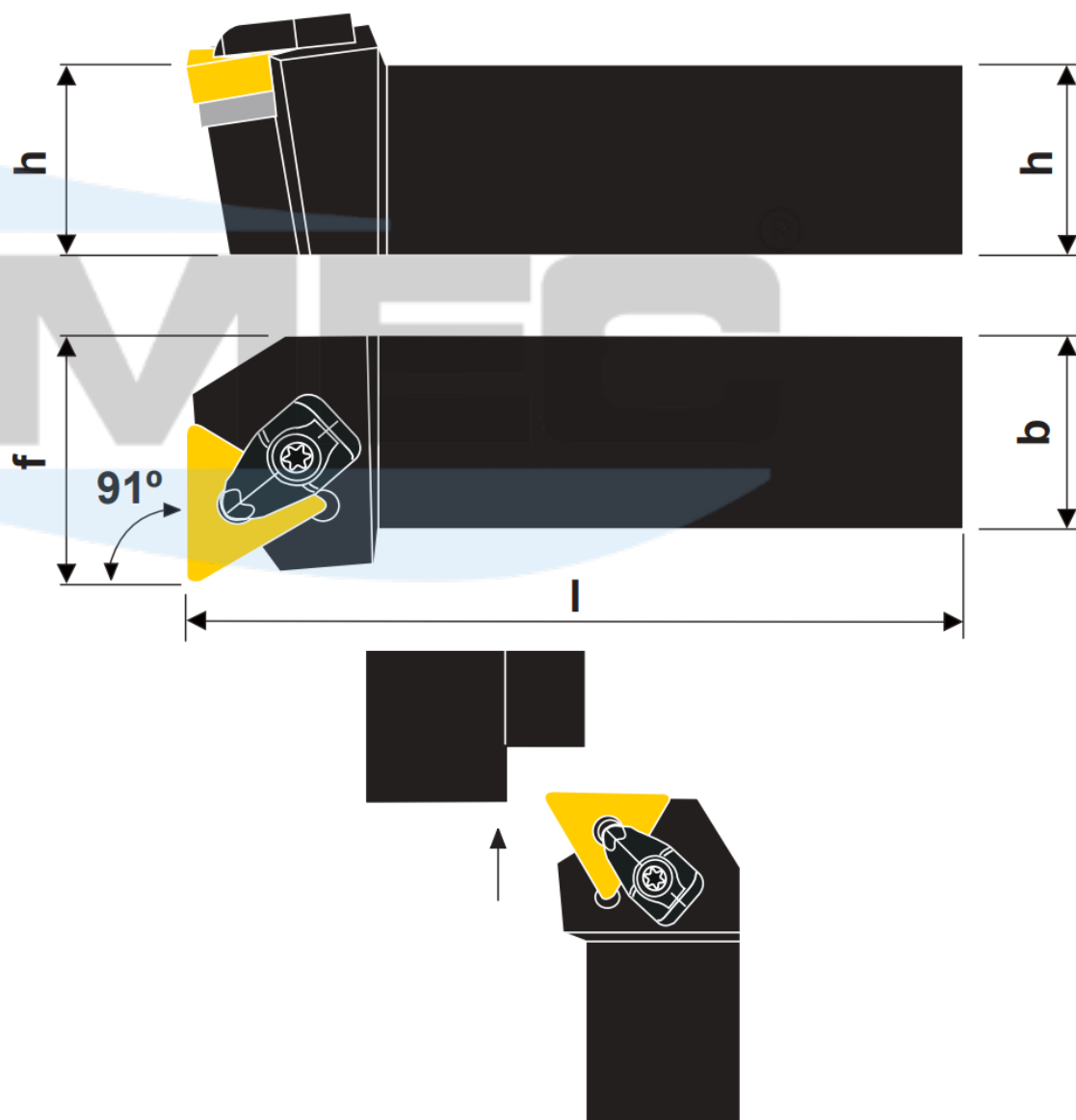
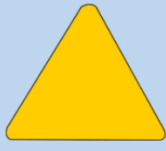






















Ilustração na versão direita

Produtos	Dimensões (mm)				Pastilha	Acessórios						
	h	b	l	f			 Grampo	 Paraf. do Grampo	 Calço	 Paraf. do Calço	 Pino	 Mola
DTFNR/L 2020 K16	20	20	125	25	TN_1604							
DTFNR/L 2525 M16	25	25	150	32								
DTFNR/L 3225 P16	32	25	170	32								
DTFNR/L 2525 M22	25	25	150	32	TN_2204							
DTFNR/L 3232 P22	32	32	170	40								

# SISTEMA DE FIXAÇÃO RÍGIDA

## DTGNR

Suporte para tornear 91° com pastilha negativa triangular

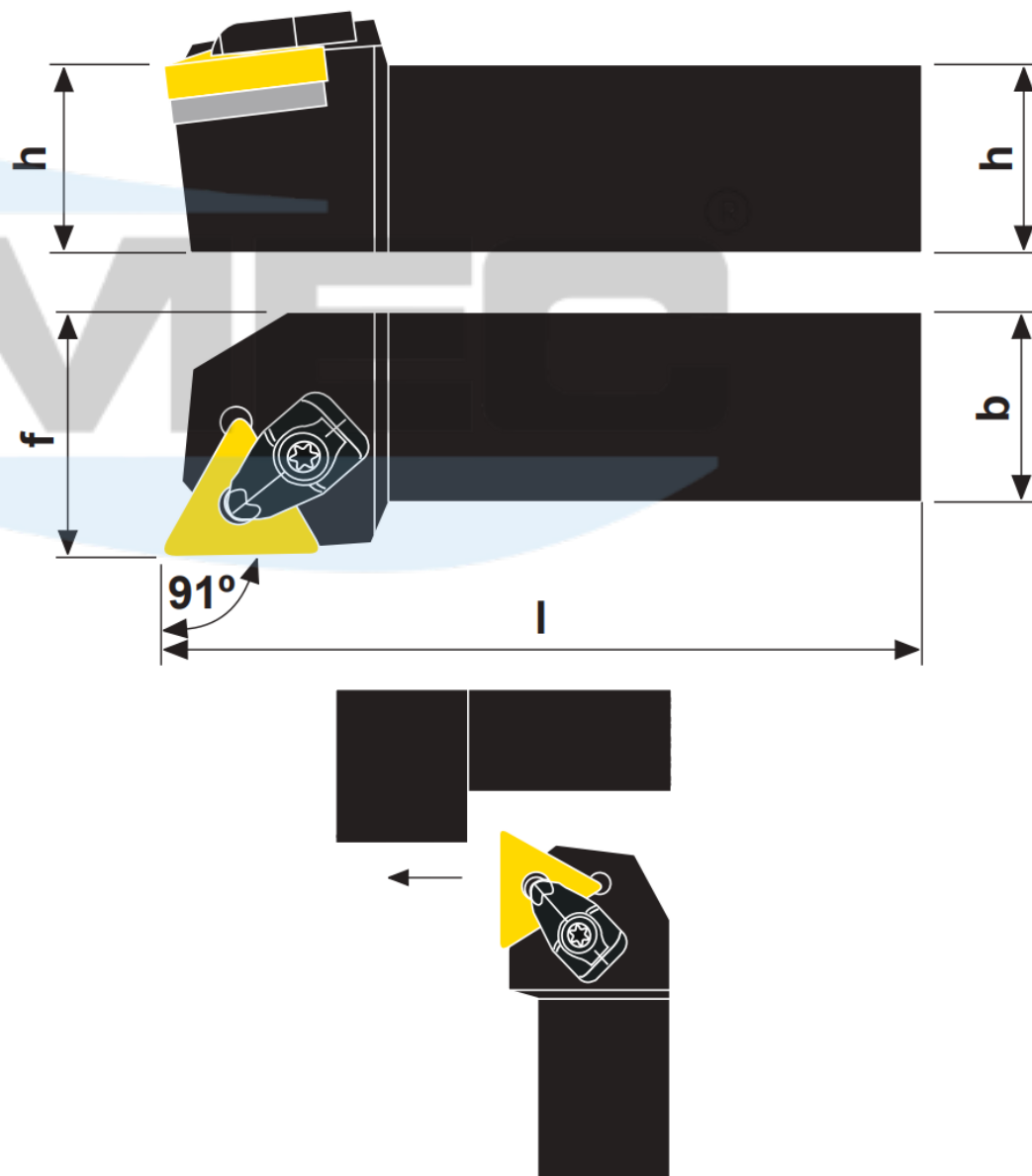
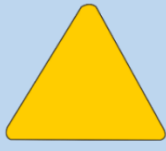







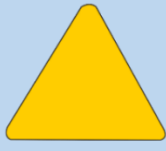







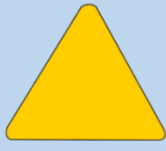









Ilustração na versão direita

Produtos	Dimensões (mm)				Pastilha	Acessórios							
	h	b	l	f			 Grampo	 Paraf. do Grampo	 Calço	 Paraf. do Calço	 Pino	 Mola	 Chave Torx
DTGNR/L 2020 K16	20	20	125	25	TN_1604								
DTGNR/L 2525 M16	25	25	150	32									
DTGNR/L 3225 P16	32	25	170	32									
DTGNR/L 2525 M22	25	25	150	32	TN_2204								
DTGNR/L 3232 P22	32	32	170	40									

# SISTEMA DE FIXAÇÃO RÍGIDA

## DTJNR

Suporte para tornear 93° com pastilha negativa triangular

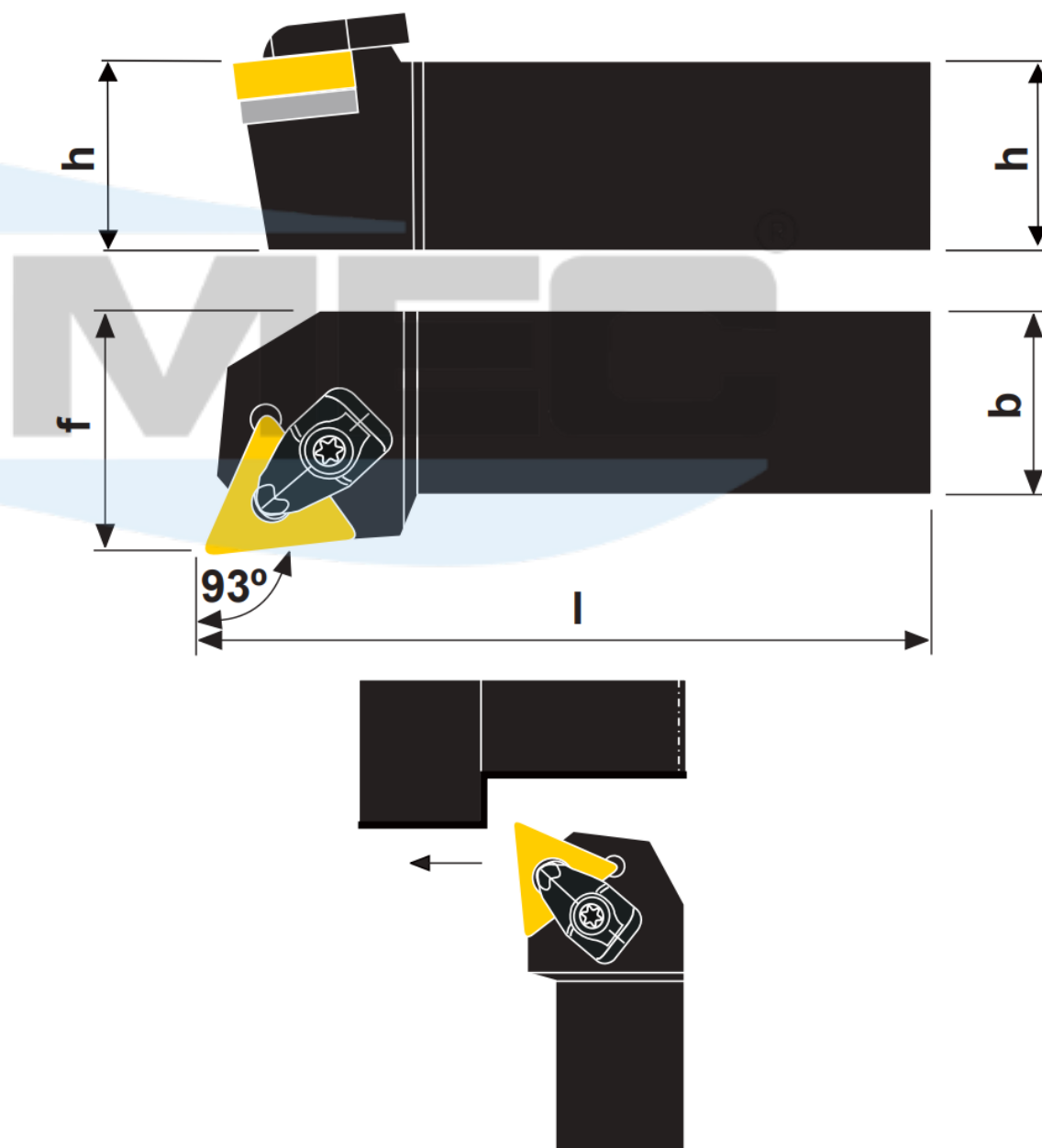

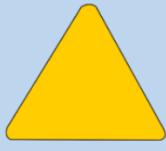







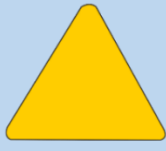







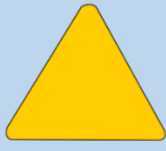









Ilustração na versão direita

Produtos	Dimensões (mm)				Pastilha	Acessórios							
	h	b	l	f			 Grampo	 Paraf. do Grampo	 Calço	 Paraf. do Calço	 Pino	 Mola	 Chave Torx
DTJNR/L 2020 K16	20	20	125	25	TN_1604								
DTJNR/L 2525 M16	25	25	150	32									
DTJNR/L 3225 P16	32	25	170	32									
DTJNR/L 2525 M22	25	25	150	32	TN_2204								
DTNR/L 3232 P22	32	32	170	40									

# SISTEMA DE FIXAÇÃO RÍGIDA

## DTTNR

Suporte para tornear 60° com pastilha negativa triangular

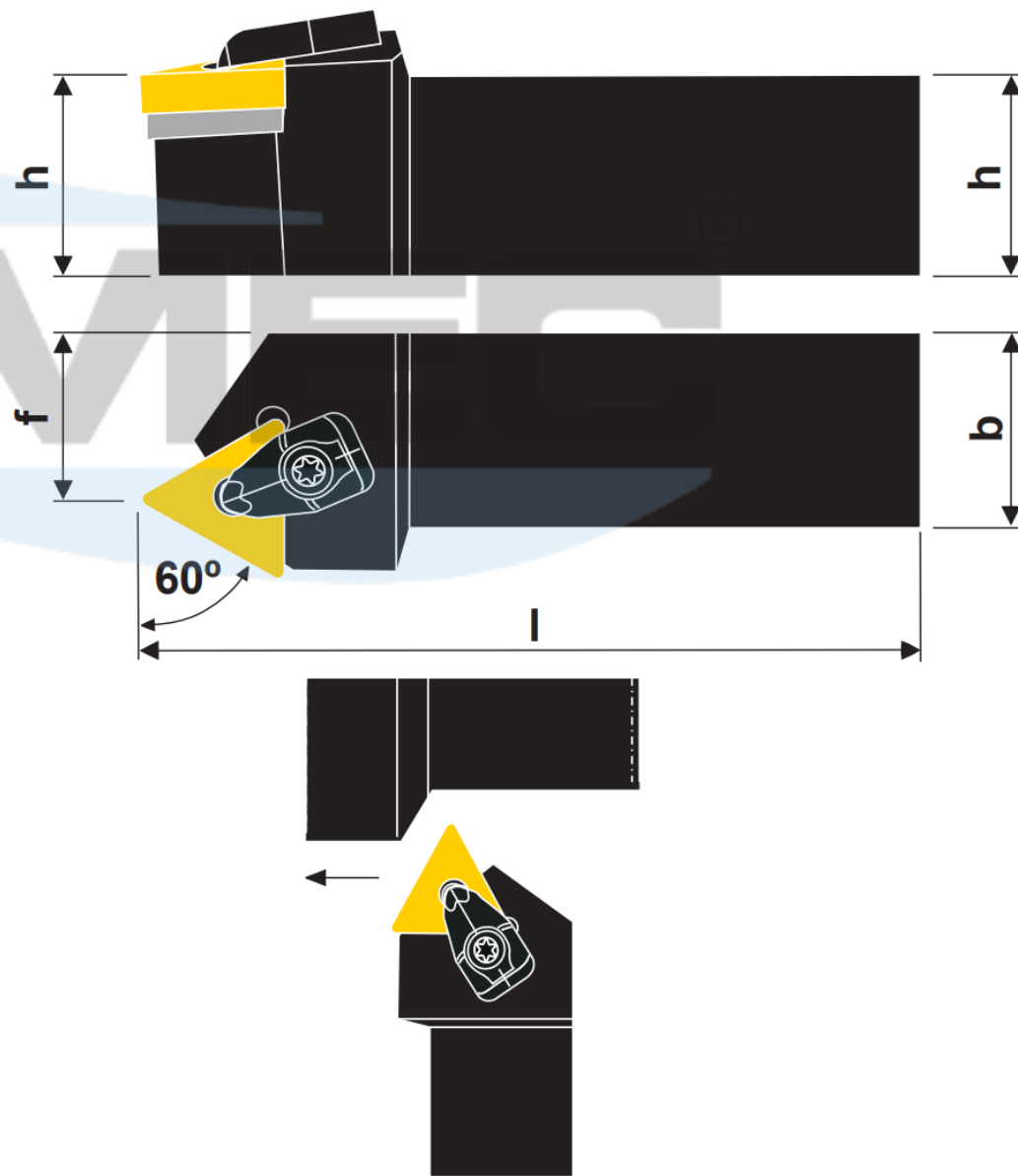

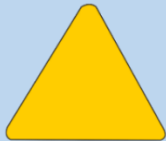


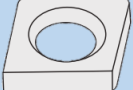
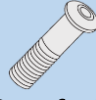




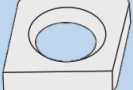
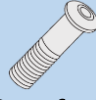





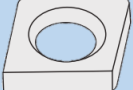
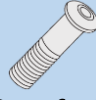





Ilustração na versão direita

Produtos	Dimensões (mm)				Pastilha	Acessórios						
	h	b	l	f			 Grampo	 Paraf. do Grampo	 Calço	 Paraf. do Calço	 Pino	 Mola
DTTNR/L 2020 K16	20	20	125	17	TN_1604							
DTTNR/L 2525 M16	25	25	150	22								
DTTNR/L 2525 M22	25	25	150	22	TN_2204							
						5412 028-02	5412 086-02	5322 315-04	5513 020-02	5412 030-307	5412 001-58	T15-F

# SISTEMA DE FIXAÇÃO RÍGIDA

## DVJNR

Suporte para torneiar 93° com pastilha negativa 35°

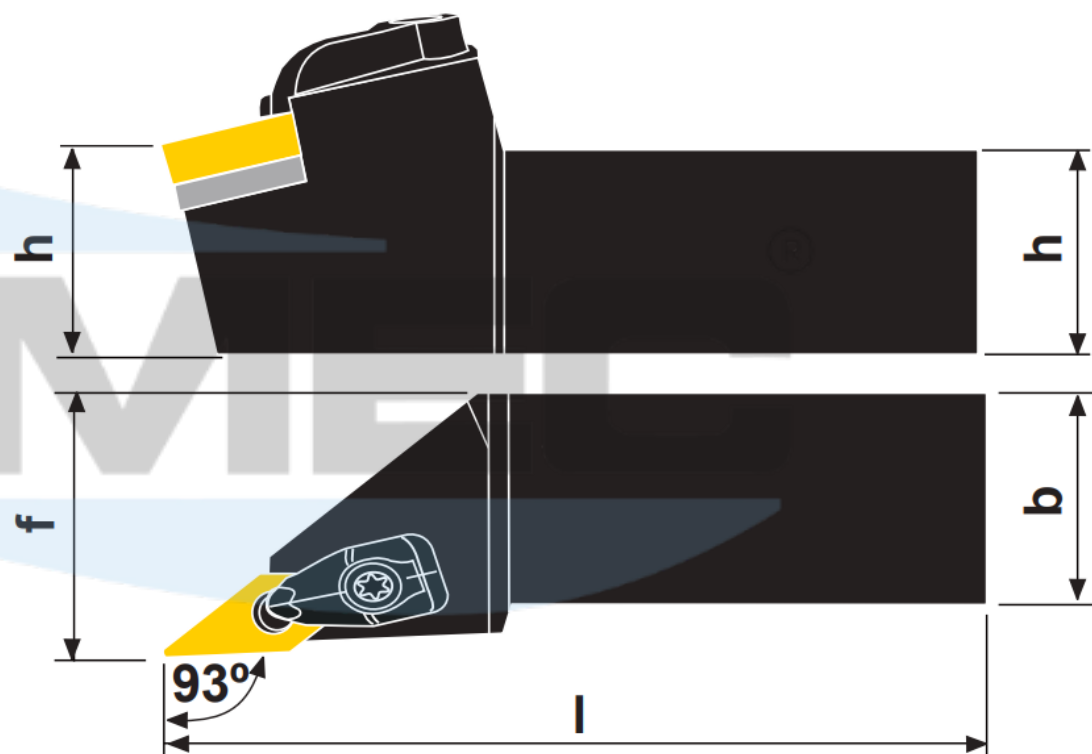
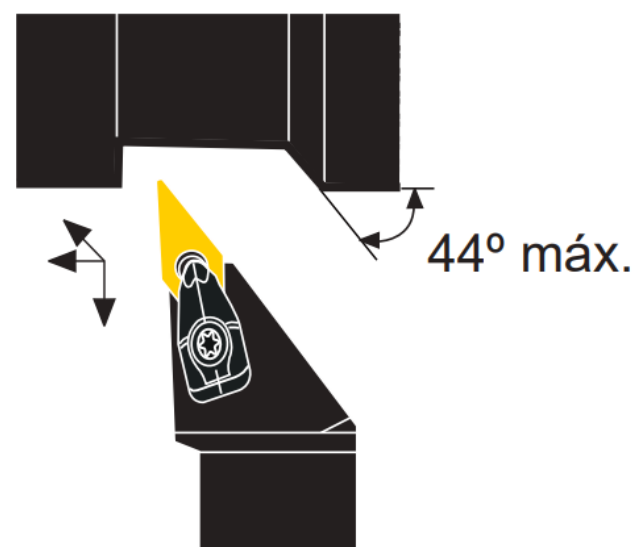










Ilustração na versão direita



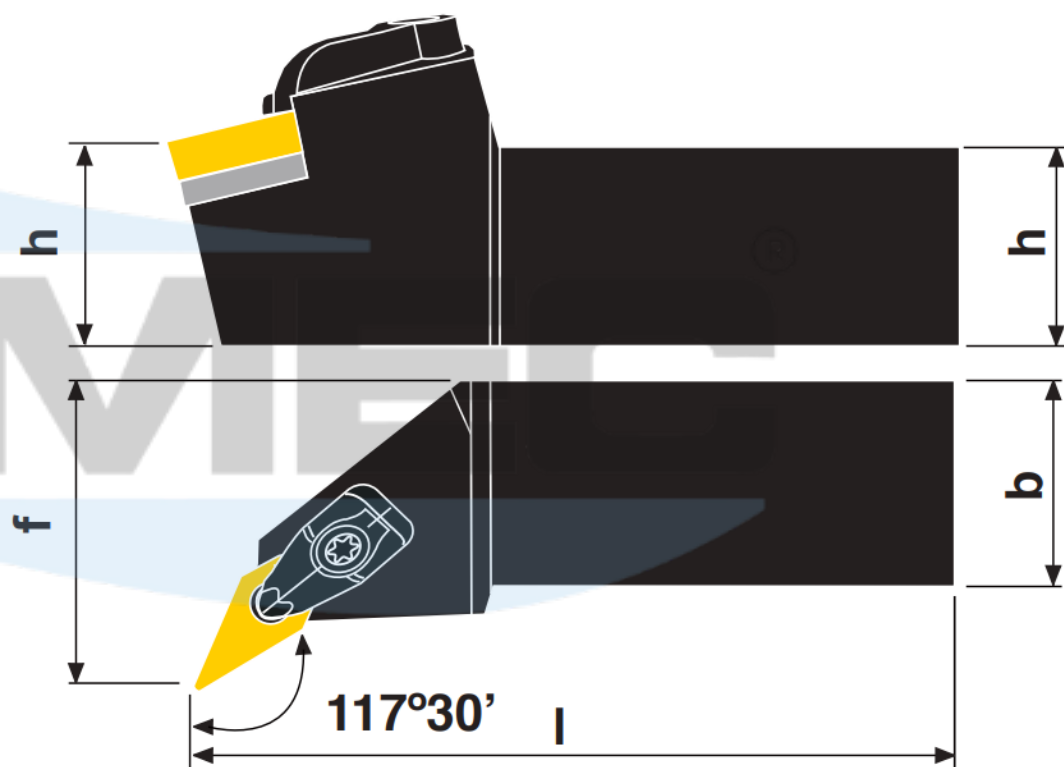
Produtos	Dimensões (mm)				Pastilha 	Acessórios						
	h	b	l	f		 Grampo	 Paraf. do Grampo	 Calço	 Paraf. do Calço	 Pino	 Mola	 Chave Torx
DVJNR/L 2020 K16	20	20	125	25	CN_1604	5412 028-06	5412 086-02	5322 269-01	5513 020-09	5412 030-307	5412 001-58	T15-F
DVJNR/L 2525 M16	25	25	150	32								
DVJNR/L 3225 P16	32	25	170	32								
DVJNR/L 4040 S16	40	40	150	32								





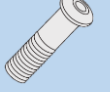





# SISTEMA DE FIXAÇÃO RÍGIDA

## DVPCR

Suporte para tornear 117°30' com pastilha negativa 35°



Produtos	Dimensões (mm)				Pastilha 	Acessórios						
	h	b	l	f		 Grampo	 Paraf. do Grampo	 Calço	 Paraf. do Calço	 Pino	 Mola	 Chave Torx
DVPCR/L 2020 K16	20	20	125	25	VN_1604	5412 028-06	5412 086-02	5322 269-01	5513 020-09	5412 030-307	5412 001-58	T15-F
DVPCR/L 2525 M16	25	25	150	32								
DVPCR/L 3232 P16	32	32	170	40								
DVPCR/L 4040 S16	40	40	250	50								

# SISTEMA DE FIXAÇÃO RÍGIDA

## DVVNN

Suporte para tornear 72°30' com pastilha negativa 35°

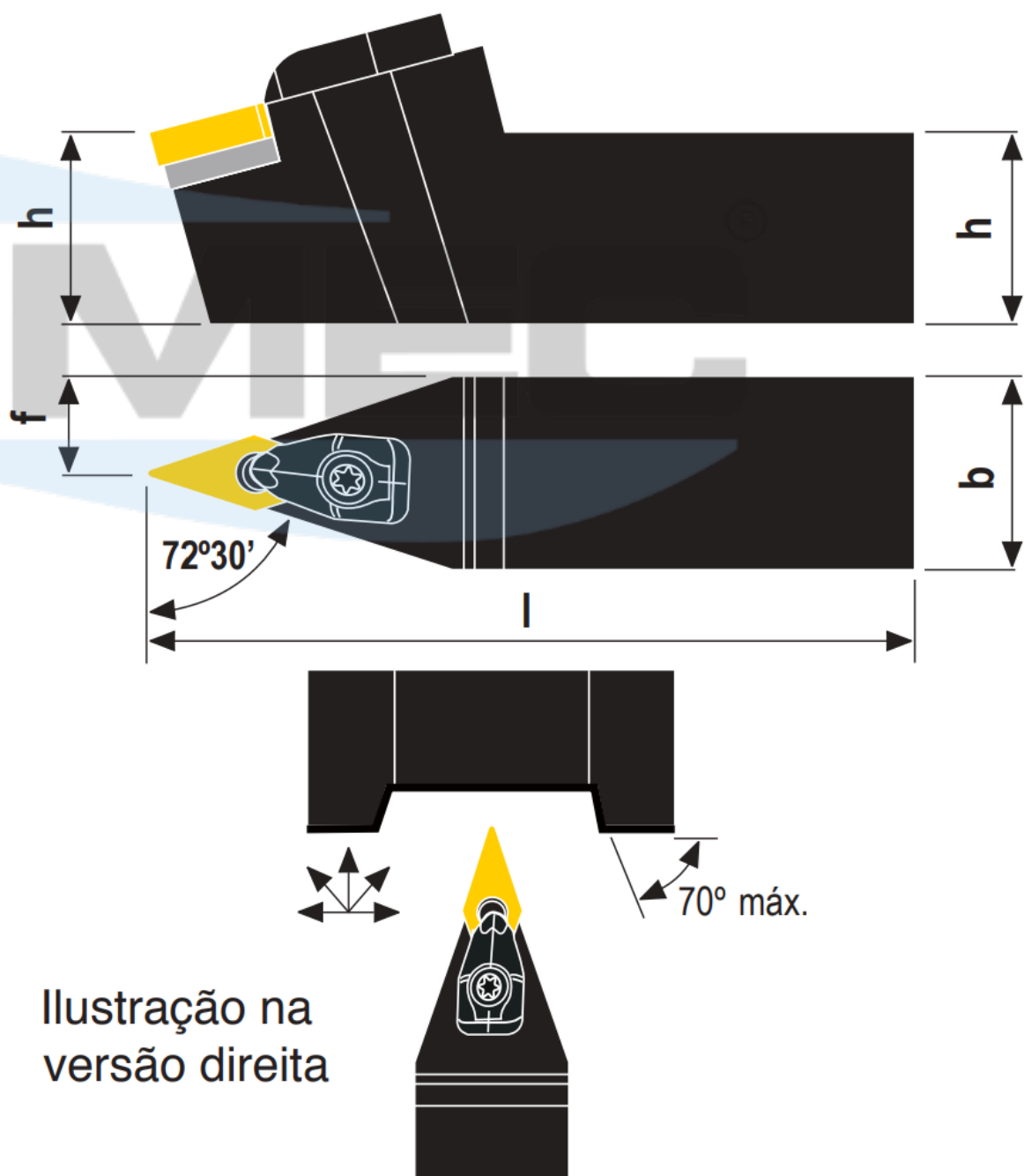










Ilustração na versão direita

Produtos	Dimensões (mm)				Pastilha 	Acessórios						
	h	b	l	f		 Grampo	 Paraf. do Grampo	 Calço	 Paraf. do Calço	 Pino	 Mola	 Chave Torx
DVVNN 2020 K16	20	20	125	10,6	VN_1604	5412 028-06	5412 086-02	5322 269-01	5513 020-09	5412 030-307	5412 001-58	T15-F
DVVNN 2525 M16	25	25	150	13,1								
DVVNN 3232 P16	32	32	170	16,6								
DVVNN 4040 S16	40	40	250	20,6								

# SISTEMA DE FIXAÇÃO RÍGIDA

## DWLNR

Suporte para tornear 95° com pastilha triangular negativa 80°

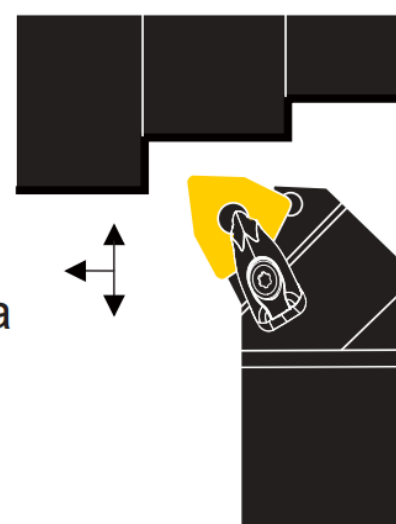
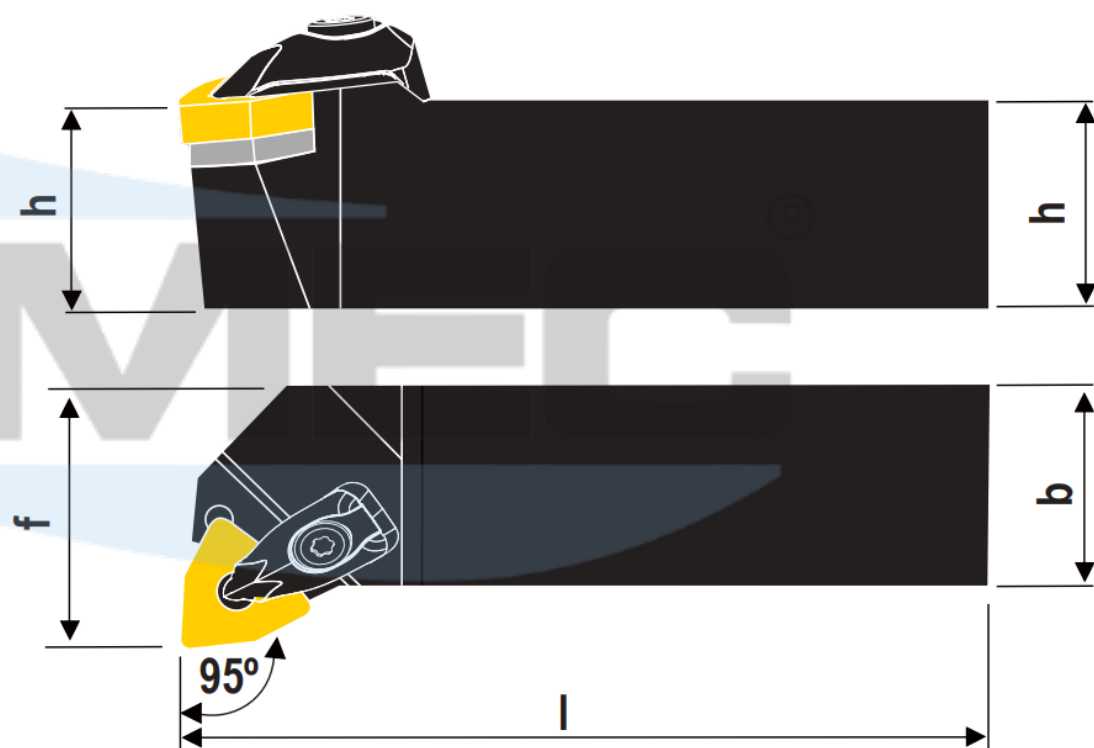





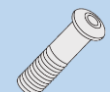





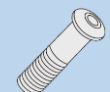






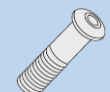



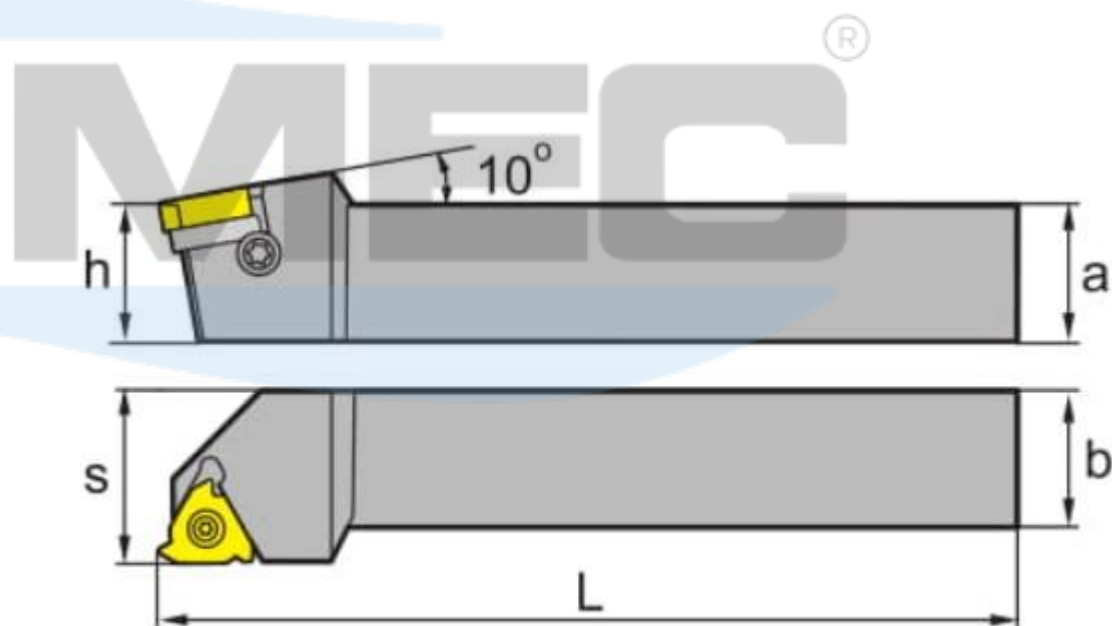


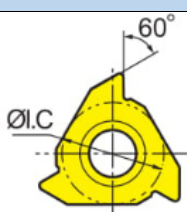
Ilustração na versão direita

Produtos	Dimensões (mm)				Pastilha	Acessórios						
	h	b	l	f								
DWLNR/L 2020 K06	20	20	125	25	WN_0604							
DWLNR/L 2525 M06	25	25	150	32								
DWLNR/L 3225 P06	32	25	170	32								
DWLNR/L 2020 K08	20	20	125	25	WN_0804							
DWLNR/L 2525 M08	25	25	150	32								
DWLNR/L 3232 P08	32	32	170	40								
DWLNR/L 4040 S08	40	40	250	50								

# SUPORTE PARA PASTILHA DE ROSCA

## SER/L



Produtos	Dimensões (mm)					Pastilha	Acessórios		
	h	a	b	f	L		Parafuso	Calço	Chave Torx
SER/L-2020-K16	20	20	20	32	125	M3xM10	STM16	M3x8C	T15
SER/L-2525-K16	25	25	25	32	150	M3.5x12	STM16	M3x8C	T15
SER/L-2525-K22	25	25	25	32	150	M4x14	STM22R	M3x8C	T15
SER/L-3225-P22	32	32	25	32	170	M4x14	STM22R	M3x8C	T15



**FERMEC**<sup>®</sup>

**SHARPCUT**<sup>®</sup>  
TECHNOLOGIES

**ENDEREÇO:** Rua Rio Verde, 1829 - Vila Palmeiras - São Paulo/SP

**CEP:**02934-401

**TELEFONE:**+55 (11) 3978-5515

**E-MAIL:**fermec@fermec.com.br

**SITE: WWW.FERMEC.COM.BR**