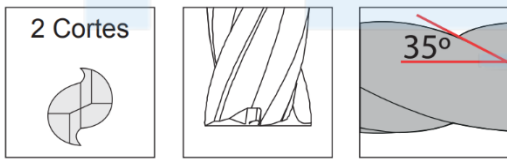
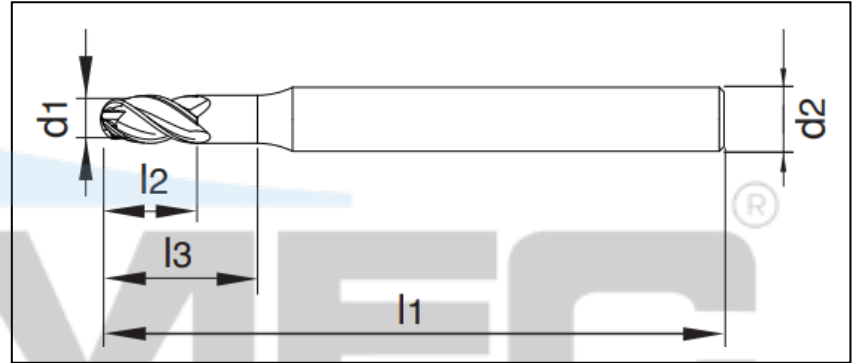



FRESA DE TOPO ESFÉRICO DE METAL DURO - 63HRC

2 CORTES - STANDARD



Código	d1	l2	l1	d2
F MD ESF. D 1MM 2C H4 C/C 63HRC	1.0	1.5	50	4
F MD ESF. D 1MM 2C H6 C/C 63HRC	1.0	1.5	50	6
F MD ESF. D 1.5MM 2C H4 C/C 63HRC	1.5	2.2	50	4
F MD ESF. D 2MM 2C H4 C/C 63HRC	2.0	3	50	4
F MD ESF. D 2MM 2C H6 C/C 63HRC	2.0	3	50	6
F MD ESF. D 2.5MM 2C H4 C/C 63HRC	2.5	3.5	50	4
F MD ESF. D 3MM 2C C/C 63HRC	3.0	4	50	3
F MD ESF. D 3MM 2C H4 C/C 63HRC	3.0	4	50	4
F MD ESF. D 3MM 2C H6 C/C 63HRC	3.0	4	50	6
F MD ESF. D 4MM 2C C/C 63HRC	4.0	5	50	4
F MD ESF. D 4MM 2C H6 C/C 63HRC	4.0	5	50	6
F MD ESF. D 5MM 2C C/C 63HRC	5.0	6	50	5
F MD ESF. D 6MM 2C C/C 63HRC	6.0	7	50	6
F MD ESF. D 8MM 2C C/C 63HRC	8.0	9	60	8
F MD ESF. D 10MM 2C C/C 63HRC	10.0	11	75	10
F MD ESF. D 12MM 2C C/C 63HRC	12.0	14	75	12