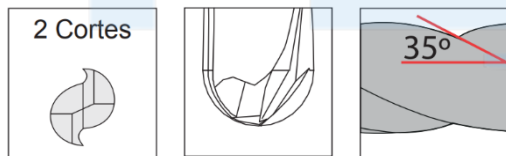
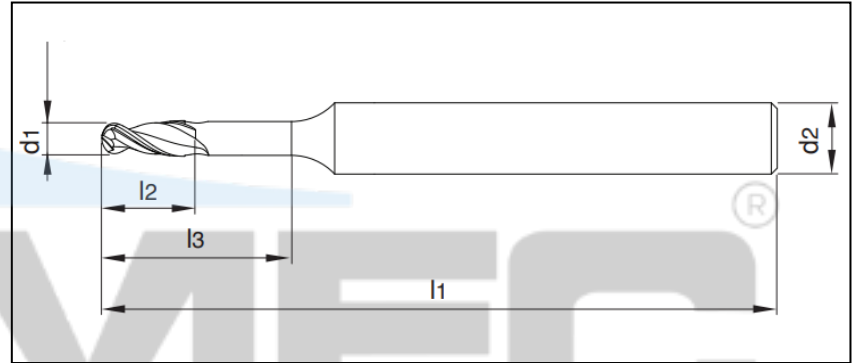



FRESA DE TOPO ESFÉRICO DE METAL DURO - 55HRC

2 CORTES - LONG NECK



Código	d1	l2	l3	l1	d2
F MD ESF. D 0.4MM 2C LN4 C/C 55HRC	0.4	0.6	4	50	4
F MD ESF. D 0.5MM 2C LN6 C/C 55HRC	0.5	0.8	6	50	4
F MD ESF. D 0.6MM 2C LN8 C/C 55HRC	0.6	1.0	8	50	4
F MD ESF. D 0.8MM 2C LN10 C/C 55HRC	0.8	1.2	10	50	4
F MD ESF. D 1.0MM 2C LN12 C/C 55HRC	1.0	1.2	12	50	4
F MD ESF. D 1.5MM 2C LN12 C/C 55HRC	1.5	1.7	12	50	4
F MD ESF. D 2.0MM 2C LN14 C/C 55HRC	2.0	2.2	14	50	4
F MD ESF. D 3.0MM 2C LN14 C/C 55HRC	3.0	3.2	14	50	4
F MD ESF. D 4.0MM 2C LN14 C/C 55HRC	4.0	4.2	14	50	6