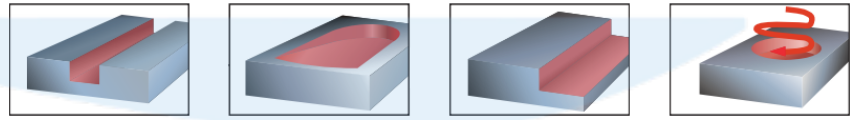
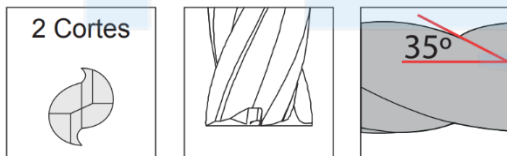
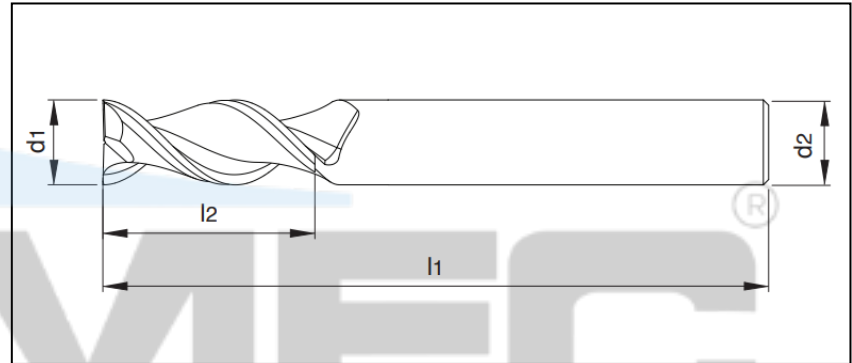



FRESA DE TOPO RETO DE METAL DURO - 45HRC

2 CORTES - (POLEGADAS)



Código	d1	l2	l1	d2
F MD D 3/32 2C H1/8 C/C 45HRC	3/32"	3/8"	1.1/2"	1/8"
F MD D 2C 1/8 C/C 45HRC	1/8"	1/2"	1.1/2"	1/8"
F MD D 3/16 2C H3.16 C/C 45HRC	3/16"	5/8"	2"	3.16"
F MD D 1/4 2C H1/4 C/C 45HRC	1/4"	3/4"	2.1/2"	1/4"
F MD D 5/16 2C H5/16 C/C 45HRC	5/16"	13/16"	2.1/2"	5/16"
F MD D 1/8 2C L C/C 45HRC	1/8"	3/4"	2.1/4"	1/8"
F MD D 3/16 2C H3.16 L C/C 45HRC	3/16"	3/4"	2.1/2"	3.16"
F MD D 1/4 2C L C/C 45HRC	1/4"	1.1/8"	3"	1/4"
F MD D 5/16 2C L C/C 45HRC	5/16"	1/8"	3"	5/16"
F MD D 1/8 2C XL C/C 45HRC	1/8"	1"	3"	1/8"
F MD D 3/16 2C H3.16 XL C/C 45HRC	3/16"	1/8"	3"	3.16"
F MD D 1/4 2C XL C/C 45HRC	1/4"	1.1/2"	4"	1/4"
F MD D 5/16 2C XL C/C 45HRC	5/16"	1.5/8"	4"	5/16"