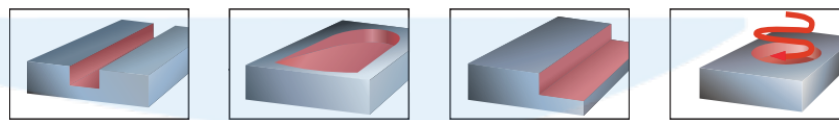
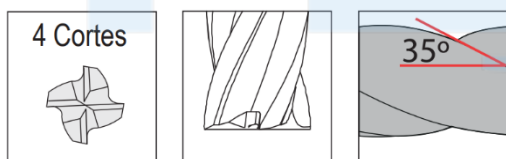
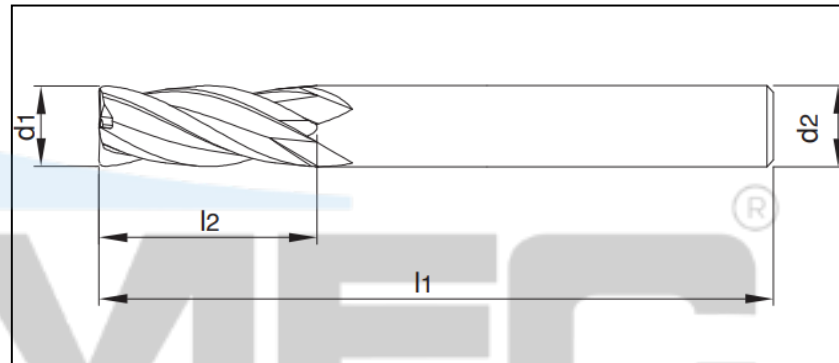



FRESA DE TOPO RETO DE METAL DURO - 45HRC

4 CORTES - LONGA



Código	d1	l2	l1	d2
F MD D 1MM 4C L C/C 45HRC	1.0	5	75	3
F MD D 1MM 4C L H4 C/C 45HRC	1.0	5	75	4
F MD D 1MM 4C L H6 C/C 45HRC	1.0	5	75	6
F MD D 2MM 4C L C/C 45HRC	2.0	9	75	3
F MD D 2MM 4C L H4 C/C 45HRC	2.0	9	75	4
F MD D 2MM 4C L H6 C/C 45HRC	2.0	9	75	6
F MD D 3MM 4C L C/C 45HRC	3.0	15	75	3
F MD D 3MM 4C L H4 C/C 45HRC	3.0	15	75	4
F MD D 3MM 4C L H6 C/C 45HRC	3.0	15	75	6
F MD D 4MM 4C L C/C 45HRC	4.0	20	75	4
F MD D 4MM 4C L H6 C/C 45HRC	4.0	20	75	6
F MD D 5MM 4C L C/C 45HRC	5.0	25	75	5
F MD D 6MM 4C L C/C 45HRC	6.0	25	75	6
F MD D 7MM 4C L C/C 45HRC	7.0	25	75	7
F MD D 8MM 4C L C/C 45HRC	8.0	25	75	8
F MD D 16MM 4C L C/C 45HRC	16.0	70	150	16
F MD D 18MM 4C L C/C 45HRC	18.0	80	150	18
F MD D 20MM 4C L C/C 45HRC	20.0	80	150	20