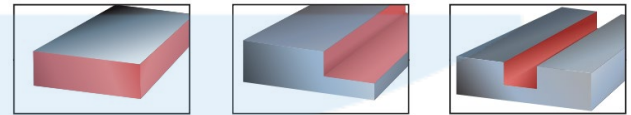
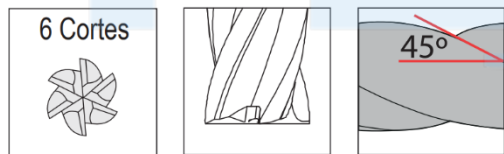
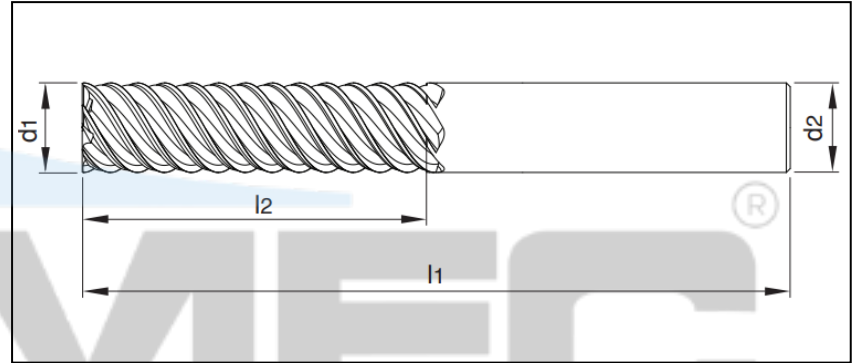



FRESA DE TOPO RETO DE METAL DURO - 68HRC

6 CORTES - STANDARD



Código	d1	l2	l1	d2
FMD D 3MM 6C H6 C/C 68HRC	3.0	8	50	6
FMD D 4MM 6C H6 C/C 68HRC	4.0	11	50	6
FMD D 5MM 6C H6 C/C 68HRC	5.0	13	50	6
FMD D 6MM 6C C/C 68HRC	6.0	16	50	6
FMD D 8MM 6C C/C 68HRC	8.0	20	60	8
FMD D 10MM 6C C/C 68HRC	10.0	25	75	10
FMD D 12MM 6C C/C 68HRC	12.0	30	75	12