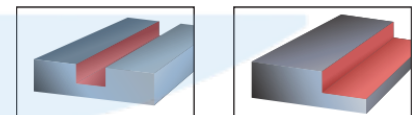
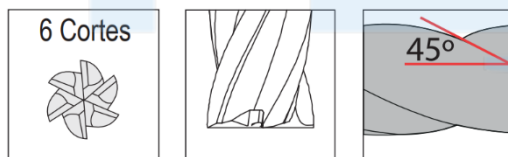
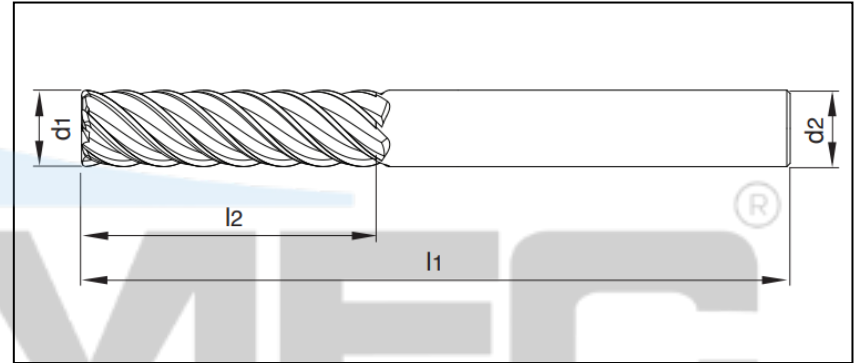



FRESA DE TOPO RETO DE METAL DURO - 45HRC

6 CORTES



Código	d1	l2	l1	d2
F MD D 4MM 6C C/C 45HRC	4.0	11	50	4
F MD D 5MM 6C C/C 45HRC	5.0	13	50	6
F MD D 6MM 6C C/C 45HRC	6.0	15	50	6
F MD D 8MM 6C C/C 45HRC	8.0	20	60	8
F MD D 10MM 6C C/C 45HRC	10.0	30	75	10
F MD D 12MM 6C C/C 45HRC	12.0	30	75	12
F MD D 16MM 6C C/C 45HRC	16.0	40	100	16
F MD D 20MM 6C C/C 45HRC	20.0	40	100	20
F MD D 25MM 6C C/C 45HRC	25.0	45	100	25