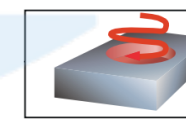
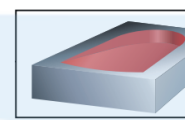
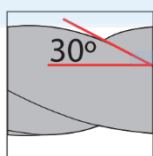
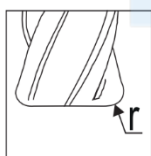
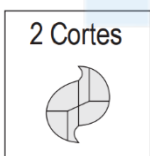
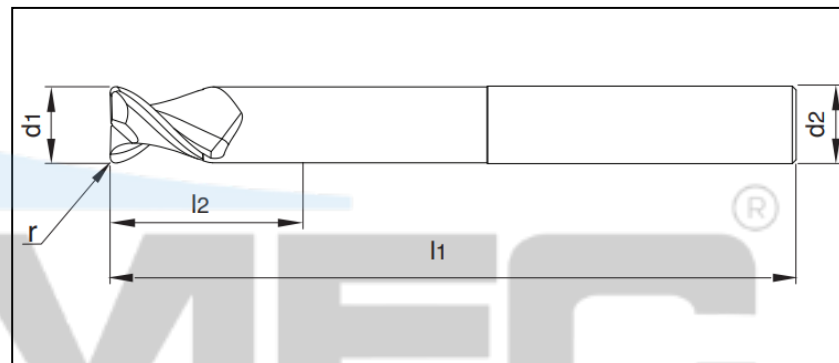


FRESA DE TOPO TOROIDAL DE METAL DURO - 45HRC

2 CORTES - LONGA



Código	d1	r	l2	l1	d2
F MD D 2MM 2C R0.5 L H4 C/C 45HRC	2.0	0.5	4	75	4
F MD D 3MM 2C R0.5 L C/C 45HRC	3.0	0.5	6	75	4
F MD D 3MM 2C R1.0 L H4 C/C 45HRC	3.0	1.0	6	75	4
F MD D 4MM 2C R0.5 L C/C 45HRC	4.0	0.5	8	75	4
F MD D 4MM 2C R1.0 L H4 C/C 45HRC	4.0	1.0	8	75	4
F MD D 5MM 2C R0.5 L H6 C/C 45HRC	5.0	0.5	10	75	6
F MD D 6MM 2C R0.5 L C/C 45HRC	6.0	0.5	12	75	6
F MD D 6MM 2C R1.0 L H6 C/C 45HRC	6.0	1.0	12	75	6
F MD D 8MM 2C R0.5 L C/C 45HRC	8.0	0.5	16	75	8
F MD D 8MM 2C R1.0 L H8 C/C 45HRC	8.0	1.0	16	75	8
F MD D 10MM 2C R0.5 L C/C 45HRC	10.0	0.5	20	100	10
F MD D 10MM 2C R1.0 L C/C 45HRC	10.0	1.0	20	100	10
F MD D 12MM 2C R0.5 L C/C 45HRC	12.0	0.5	24	100	12
F MD D 12MM 2C R1.0 L C/C 45HRC	12.0	1.0	24	100	12