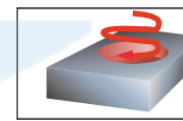
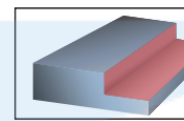
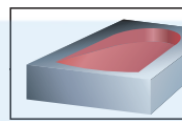
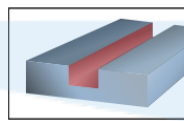
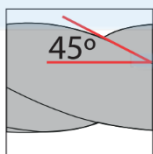
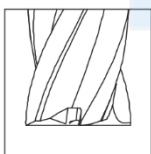
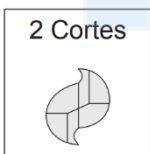
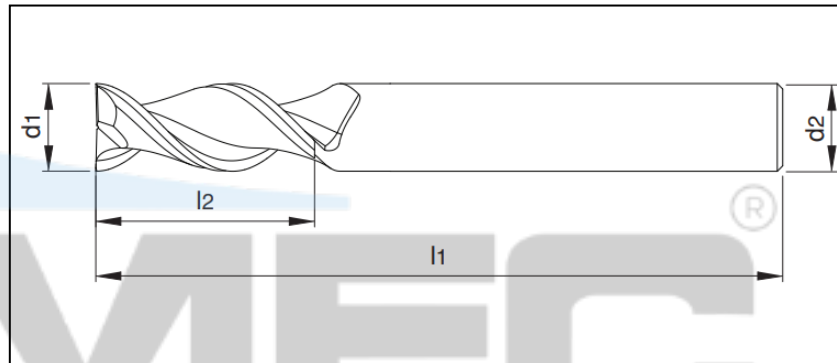



# FRESA DE TOPO RETO DE METAL DURO PARA ALUMÍNIO

## 2 CORTES - LONGA



Código	d1	l2	l1	d2
F MD D 1MM 2C ALUM. L S/C	1.0	5	75	3
F MD D 1MM 2C ALUM. L H6 S/C	1.0	5	75	6
F MD D 2MM 2C ALUM. L H4 S/C	2.0	9	75	4
F MD D 2MM 2C ALUM. L H6 S/C	2.0	9	75	6
F MD D 3MM 2C ALUM. L S/C	3.0	12	75	3
F MD D 3MM 2C ALUM. L H6 S/C	3.0	12	75	6
F MD D 4MM 2C ALUM. L S/C	4.0	16	75	4
F MD D 4MM 2C ALUM. L H6 S/C	4.0	16	75	6
F MD D 5MM 2C ALUM. L S/C	5.0	20	75	5
F MD D 6MM 2C ALUM. L S/C	6.0	25	75	6
F MD D 8MM 2C ALUM. L S/C	8.0	30	75	8
F MD D 9MM 2C ALUM. L S/C	9.0	23	75	9
F MD D 10MM 2C ALUM. L S/C	10.0	25	75	10
F MD D 12MM 2C ALUM. L S/C	12.0	30	75	12
F MD D 10MM 2C ALUM. L S/C	10.0	40	100	10
F MD D 12MM 2C ALUM. L S/C	12.0	45	100	12
F MD D 16MM 2C ALUM. L S/C	16.0	40	100	16
F MD D 18MM 2C ALUM. L S/C	18.0	40	100	18