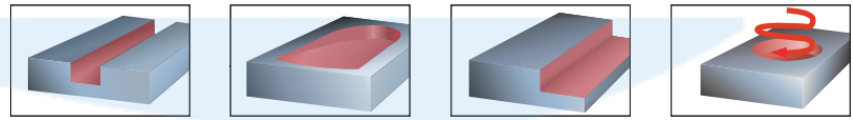
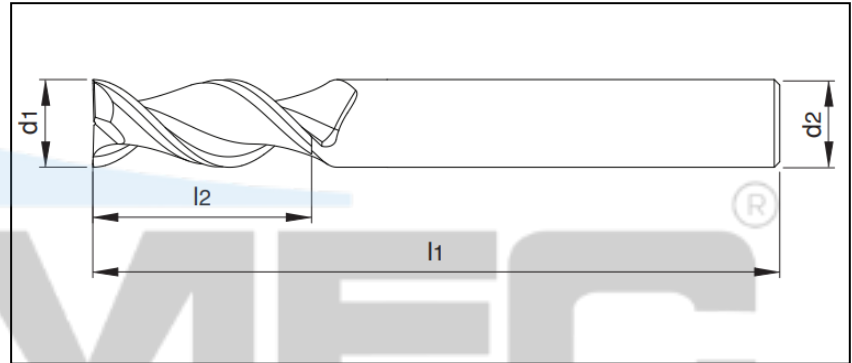




FRESA DE TOPO RETO DE METAL DURO PARA ALUMÍNIO

2 CORTES - XL - EXL



Código	d1	l2	l1	d2
F MD D 3MM 2C ALUM. XL S/C	3.0	15	100	3
F MD D 3MM 2C ALUM. XL H6 S/C	3.0	15	100	6
F MD D 4MM 2C ALUM. XL S/C	4.0	20	100	4
F MD D 4MM 2C ALUM. XL H6 S/C	4.0	20	100	6
F MD D 5MM 2C ALUM. XL S/C	5.0	25	100	5
F MD D 6MM 2C ALUM. XL S/C	6.0	30	100	6
F MD D 8MM 2C ALUM. XL S/C	8.0	35	100	8
F MD D 20MM 2C ALUM. XL S/C	20.0	40	100	20
F MD D 10MM 2C ALUM. XL S/C	10.0	50	150	10
F MD D 12MM 2C ALUM. XL S/C	12.0	50	150	12
F MD D 16MM 2C ALUM. XL S/C	16.0	70	150	16
F MD D 18MM 2C ALUM. XL S/C	18.0	70	150	18
F MD D 20MM 2C ALUM. XL S/C	20.0	80	150	20

Código	d1	l2	l1	d2
F MD D 8MM 2C ALUM. EXL S/C	8.0	40	150	8