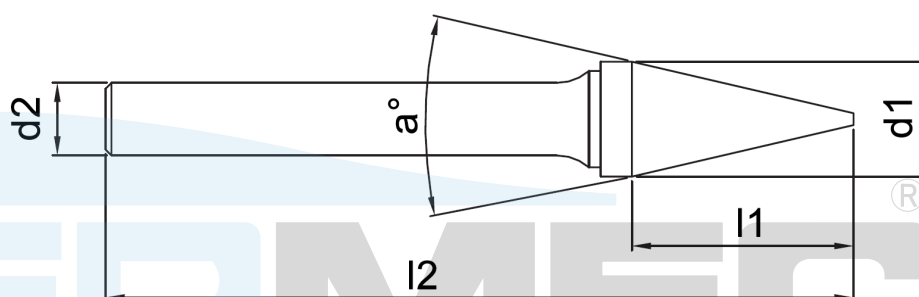
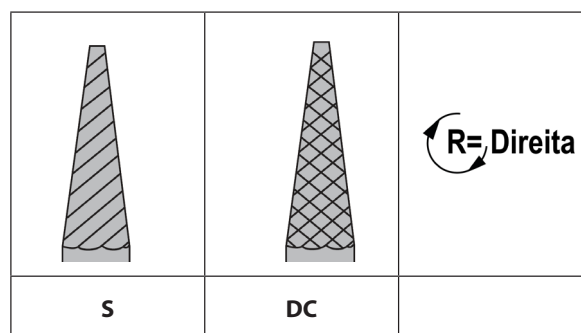
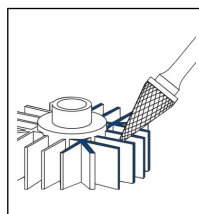


SM - LIMA ROTATIVA DE METAL DURO

FORMA CÔNICA



Código	d1	d2	l1	l2	a°
SM - 41	1,5	3	6	75	-
SM - 42M	2,5	3	11	38	-
SM - 42ML3	2,5	3	11	75	-
SM - 43M	2,5	3	11	38	-
SM - 51M	6,3	3	12,7	54	22°
SM - 1M	6	6	12,7	50	22°
SM - 2M	6	6	19	50	14°
SM - 3M	6	6	25	50	10°
SM - 4M	9,5	6	16	63	28°
SM - 5M	12,7	6	22	69	28°
SM - 6M	16	6	25	73	31°

Obs. medidas em milímetros (mm)