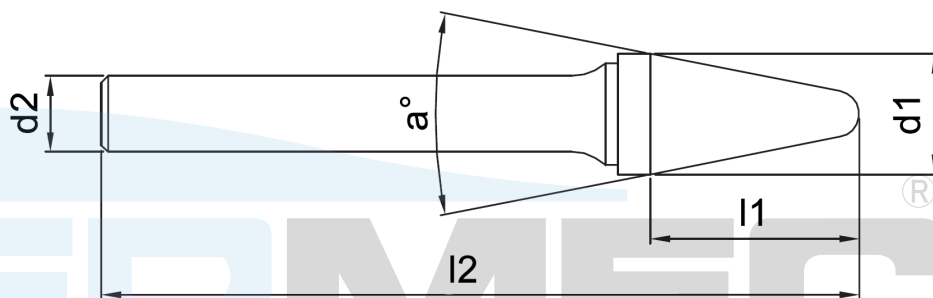
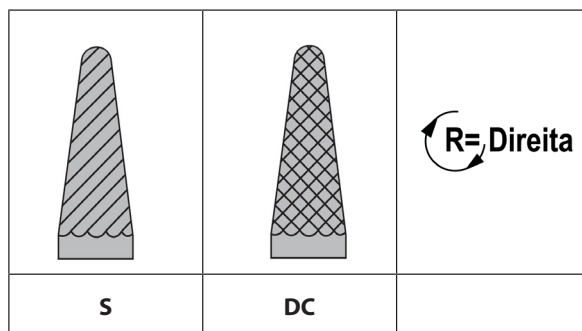
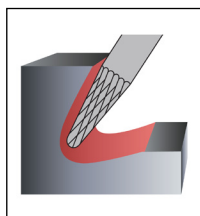


SL - LIMA ROTATIVA DE METAL DURO

FORMA CÔNICA COM PONTA ESFÉRICA



Código	d1	d2	l1	l2	a°
SL - 41M	1,5	3	6	75	-
SL - 42M	2,5	3	11	38	-
SL - 1M	6	6	16	50	14°
SL - 2M	8	6	22	69	14°
SL - 3M	9,5	6	27	74	14°
SL - 4M	12,7	6	28	76	14°
SL - 5M	16	6	30	77	14°
SL - 7M	19	6	38	85	14°

Obs. medidas em milímetros (mm)