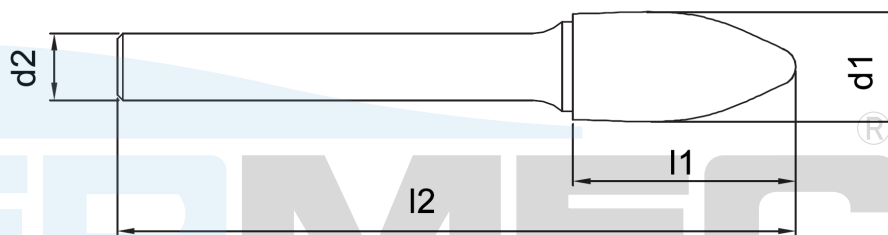
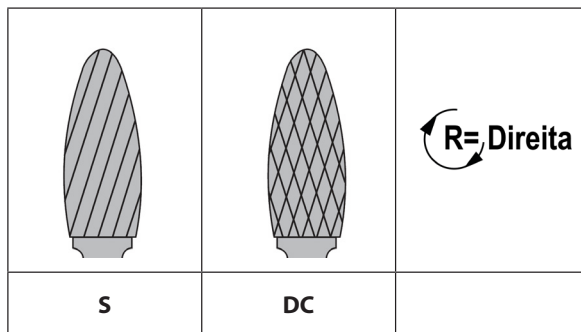
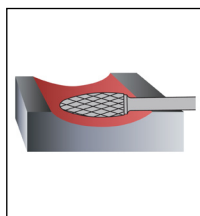


SH - LIMA ROTATIVA DE METAL DURO

FORMA DE LABAREDA

HASTE LONGA



Código	d1	d2	l1	l2
SH - 41ML3	1,5	3	6	75
SH - 2ML6	8	6	19	169
SH - 5ML6	12,7	6	32	182

Obs. medidas em milímetros (mm)