

CATÁLOGO

LIMAS ROTATIVAS

Dados de funcionamento _____	01
Tabela de velocidade de corte _____	02
Formato das limas rotativas _____	03
SA - Forma cilíndrica sem corte frontal _____	04
SB - Forma cilíndrica com corte frontal _____	05
SC - Forma cilíndrica ponta esférica _____	06
SD - Forma esférica _____	07
SE - Forma oval _____	08
SF - Forma de árvore com ponta esférica _____	09
SG - Forma de árvore com ponta aguda _____	10
SH - Forma chama _____	11
SJ - Forma cônica 60° _____	12
SK - Forma cônica 90° _____	13
SL - Forma cônica com ponta esférica _____	14
SM - Forma cônica _____	15
SN - Forma cônica invertida _____	16
Limas rotativas moldes e matrizes _____	17
Limas rotativas miniaturas _____	18 e 19
SA - Forma cilíndrica sem corte frontal longa _____	20
SC - Forma cilíndrica ponta esférica longa _____	21
SD - Forma esférica longa _____	22
SE - Forma oval longa _____	23
SF - Forma de árvore com ponta longa _____	24
SG - Forma de árvore com ponta aguda longa _____	25
SH - Forma de chama longa _____	26
SL - Forma cônica com ponta esférica longa _____	27



SA - Forma cilíndrica sem corte frontal Alumínio	28
SB - Forma cilíndrica com corte frontal Alumínio	29
SC - Forma cilíndrica ponta esférica Alumínio	30
SD - Forma esférica Alumínio	31
SE - Forma oval Alumínio	32
SF - Forma de árvore com ponta esférica Alumínio	33
SG - Forma de árvore com ponta aguda Alumínio	34
SL - Forma chama Alumínio	35
Rebarbadores para fibra de vidro	36 e 37



LIMA ROTATIVA DE METAL DURO

A haste de aço soldada na lima rotativa de metal duro, não deve entrar em contato com a peça em trabalho durante a operação de desbaste ou acabamento. Pois pode causar um super aquecimento na haste e enfraquecer ou destruir a solda.

Periodicamente mergulhar a lima rotativa em lubrificante recomendado para remover o excesso de cavaco no corte.

Tipos de Corte



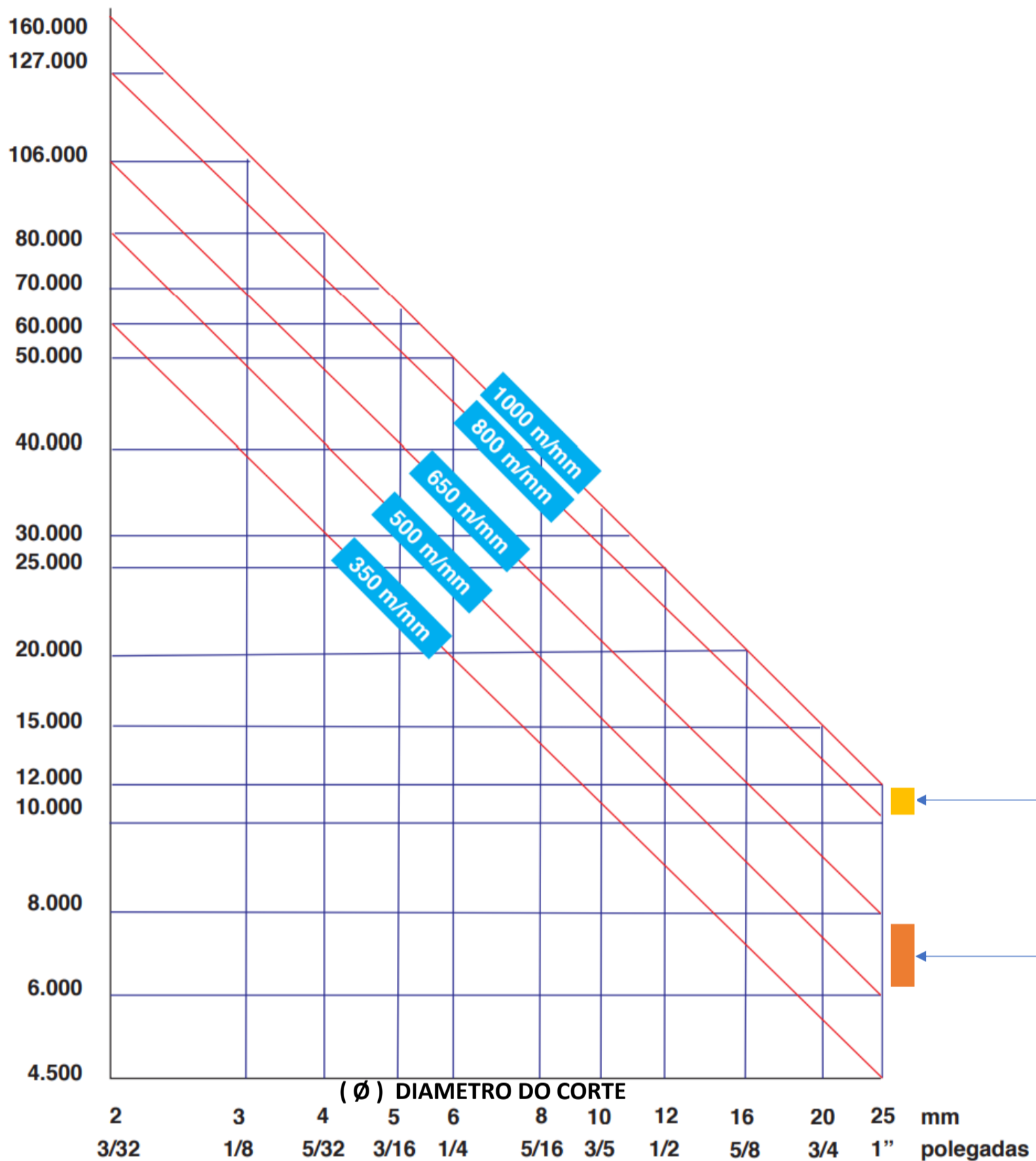
SC



DC

AL

Número de Cortes (+ - 10%)


Ø DA LIMA	CORTE STANDARD	CORTE ALUMÍNIO
1,6 - 1/6	10	-
5/64	10	-
2,4 - 3/32	10	-
3,0 - 1/8	12	-
4,0 - 5/32	15	-
4,8 - 3/16	16	-
6,0 - 1/4	18	-
8,0 - 5/16	20	-
9,5 - 3/8	20	6
10,0	20	-
11,0 - 7/16	21	-
12,0	24	-
12,7 - 1/2	24	8
16,0 - 5/8	30	8
19,0 - 3/4	36	10
25,0	44	12



TIPOS DE CORTE	VC m/min.	APLICAÇÃO
ALUMÍNIO  LACUT	800 1000	ALUMÍNIO CORTE GROSSO - Hélice à direita para rápida remoção de materiais não ferrosos e não metálicos. Não ferrosos: alumínio, zinco e magnésio. Não metálicos: plástico e borracha.
STANDART 	500 650	STANDART CORTE PARA USO GERAL - Hélice à direita para grandes remoções e bom acabamento. Ferrosos: aço recozido, aço liga. Não ferrosos: alumínio, latão, cobre, bronze e fundidos em geral. Não metálicos: fibras, plásticos, borrachas e grafite. Quebra cavaco - DC Excelente para materiais cortados com oxicorte e outros que produzem cavacos tipo lasca.

FORMATO DAS LIMAS


SA - Forma cilíndrica sem corte frontal



SB - Forma cilíndrica com corte frontal



SC - Forma cilíndrica ponta esférica




SD - Forma esférica




SE - Forma oval




SF - Forma de árvore com ponta esférica



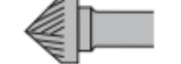
SG - Forma de árvore com ponta aguda



SH - Forma chama



SJ - Forma cônica 60°



SK - Forma cônica 90°




SL - Forma cônica com ponta esférica



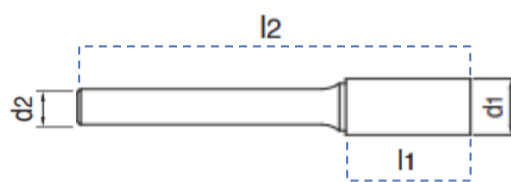
SM - Forma cônica



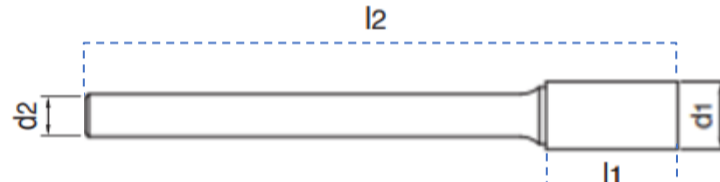
SN - Forma cônica invertida



PADRÃO DE COMPRIMENTOS



STANDARD



LONGA

GEOMETRIA DE CORTE

SC Corte simples



DC Corte duplo



AL Corte para alumínio



SENTIDO DO CORTE



APLICAÇÕES:

SC: Para acabamento em aços em geral e ferros fundidos.

DC: Para operações em aços em geral e ferros fundidos.

AL: Para acabamento em alumínio, bronze, latão, cobre e materiais não ferrosos.


Diâmetro da Haste



Comprimento de Corte

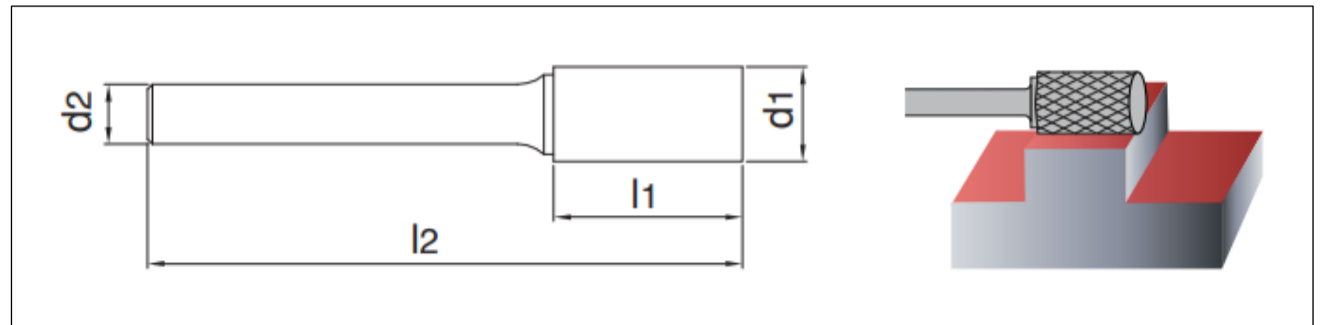


Comprimento Total

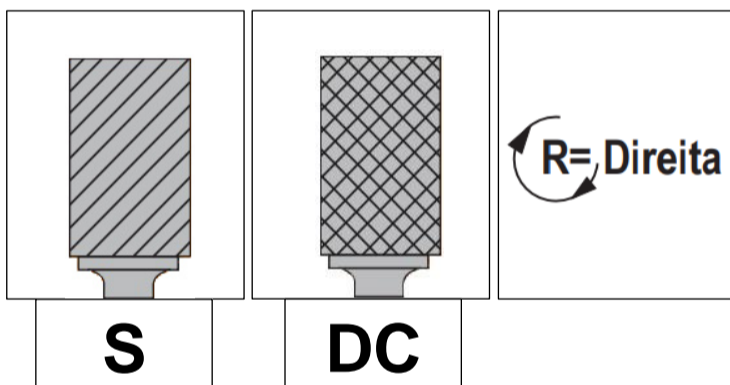


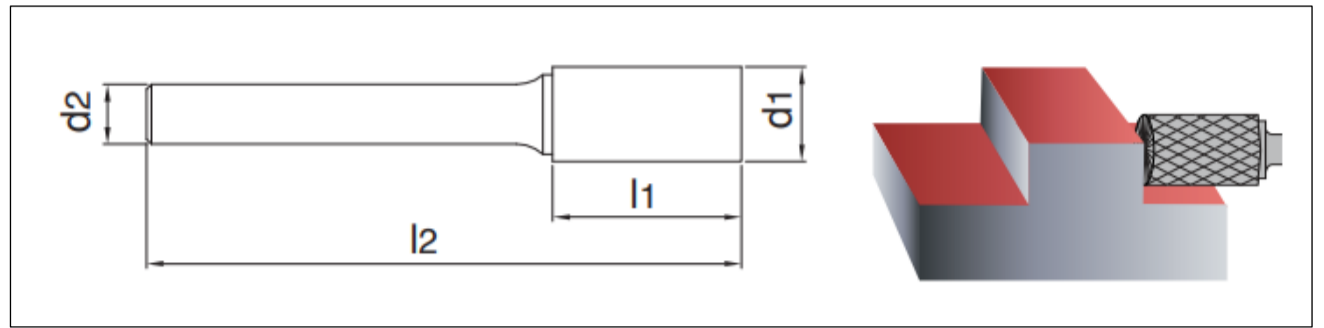
Lima Rotativa Cilíndrica Corte Top

Feitas em Carbetto de Tungstênio, as Limas Rotativas de Metal Duro são itens indispensáveis para diversas indústrias, pois são desenvolvidas com tecnologia de última geração e conferem alto padrão de qualidade na recuperação de soldas (trincas e falhas), operações que demandam remoção de material, desbaste de cordões de solda e rebarbação em geral. O formato da ponta dessa lima rotativa a torna ideal para finalização de contornos.

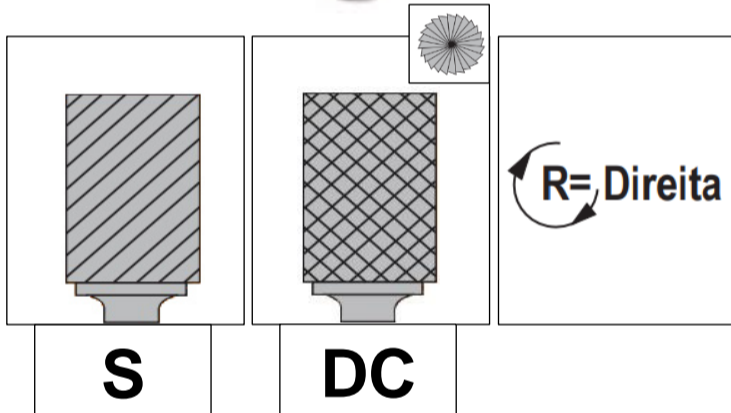


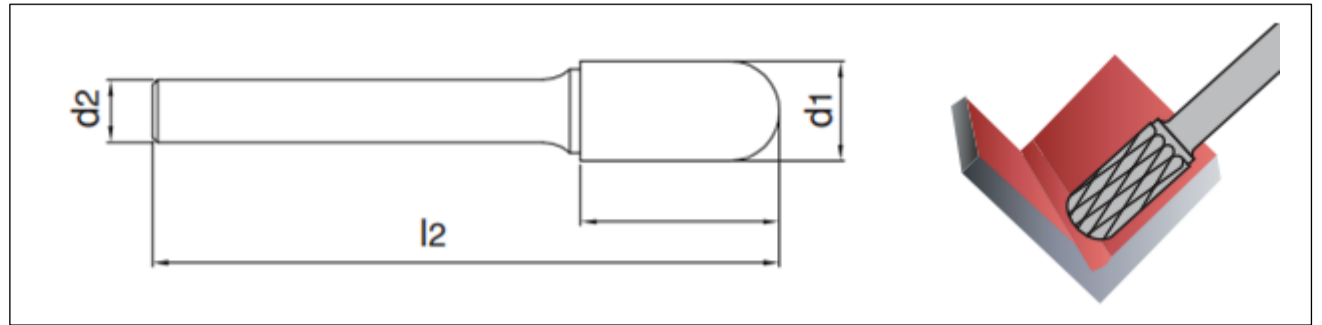
CÓDIGO	D1	D2	L1	L2
SA - 1M	6	6	16	50
SA - 2M	8	6	19	63
SA - 3M	9,5	6	19	63
SA - 4M	11	6	25	69
SA - 5M	12,7	6	25	69
SA - 6M	16	6	25	69
SA - 7M	19	6	25	69
SA - 9M	25	6	25	69
SA - 11M	3	6	12	56
SA - 13M	4	6	16	50
SA - 14M	5	6	16	50



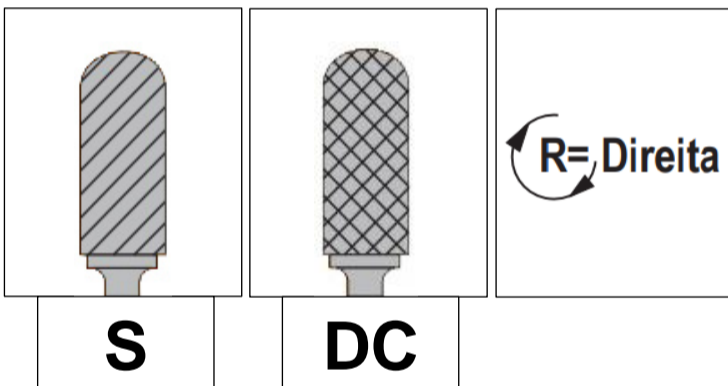


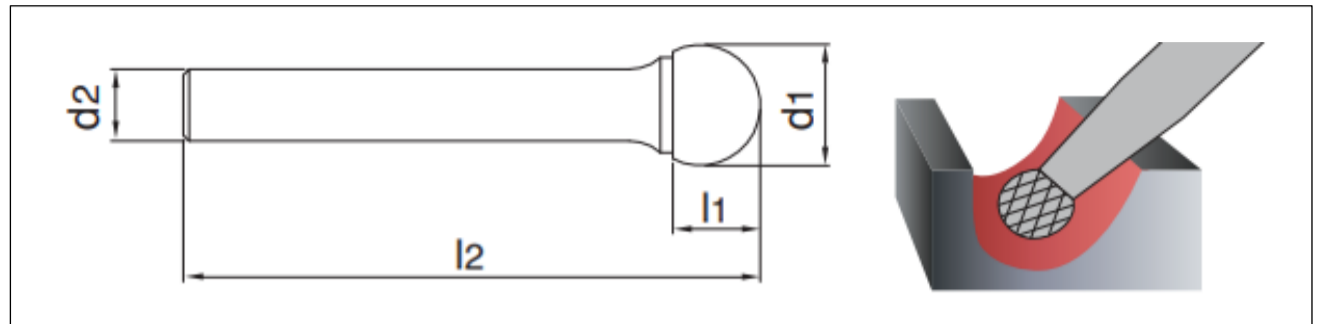
CÓDIGO	D1	D2	L1	L2
SB - 1M	6	6	16	50
SB - 2M	8	6	19	63
SB - 3M	9,5	6	19	63
SB - 4M	11	6	25	69
SB - 5M	12,7	6	25	69
SB - 6M	16	6	25	69
SB - 7M	19	6	25	69
SB - 9M	25	6	25	69
SB - 11M	3	6	12	56
SB - 13M	4	6	16	50
SB - 14M	5	6	16	50



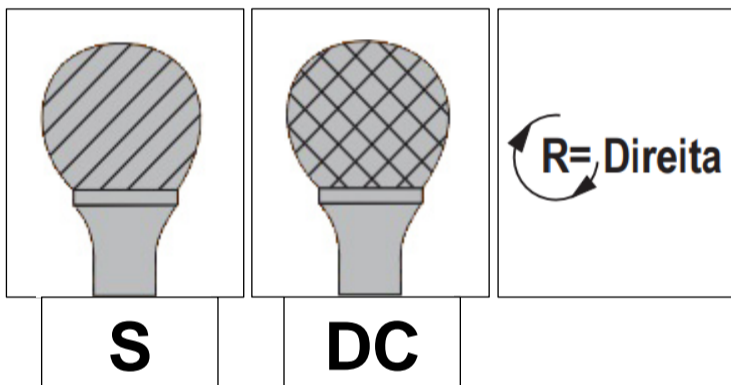


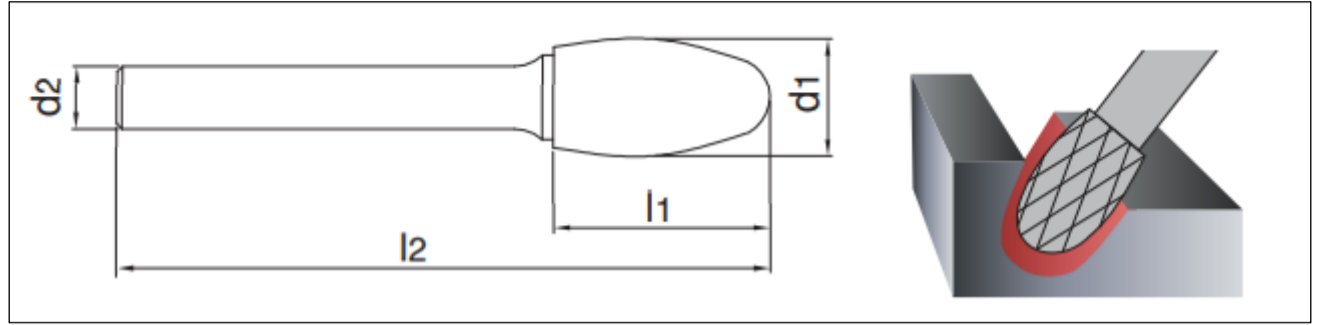
CÓDIGO	D1	D2	L1	L2
SC - 1M	6	6	16	50
SC - 2M	8	6	19	63
SC - 3M	9,5	6	19	63
SC - 4M	11	6	25	69
SC - 5M	12,7	6	25	69
SC - 6M	16	6	25	69
SC - 7M	19	6	25	69
SC - 9M	25	6	25	69
SC - 11M	3	6	12	56
SC - 13M	4	6	16	50
SC - 14M	5	6	16	50



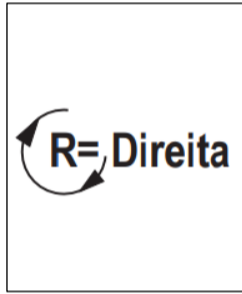
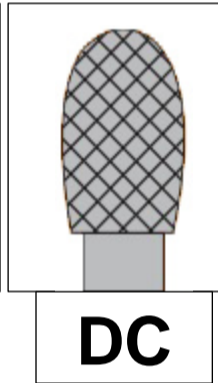
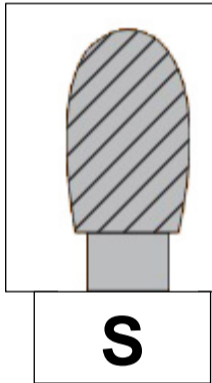


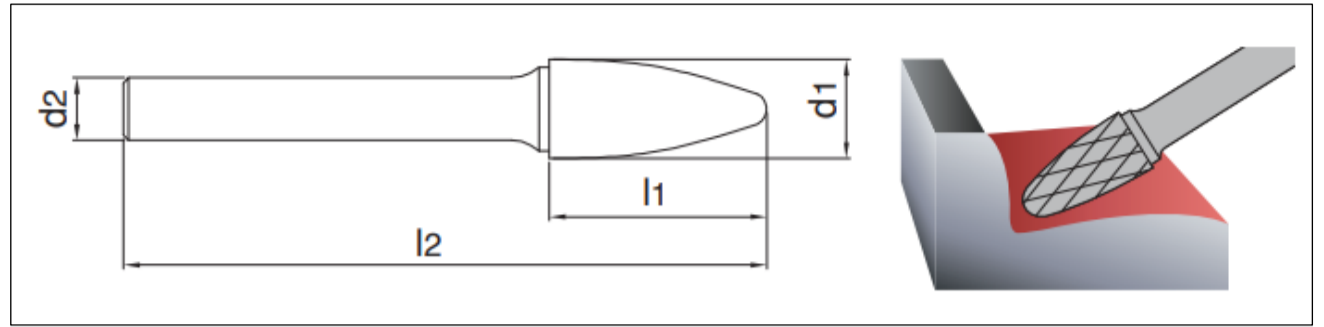
CÓDIGO	D1	D2	L1	L2
SD - 1M	6	6	5	50
SD - 2M	8	6	6,4	50
SD - 3M	9,5	6	8	52
SD - 4M	11	6	9,5	54
SD - 5M	12,7	6	11	55
SD - 6M	16	6	14	58
SD - 7M	19	6	16	62
SD - 9M	25	6	21	72
SD - 11M	3	6	2,5	50
SD - 14M	5	6	4	50



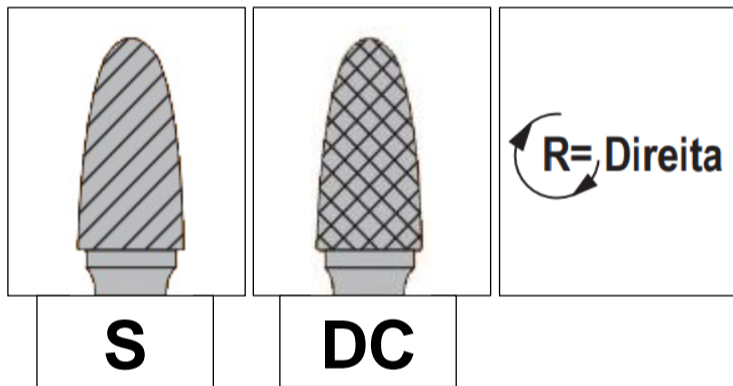


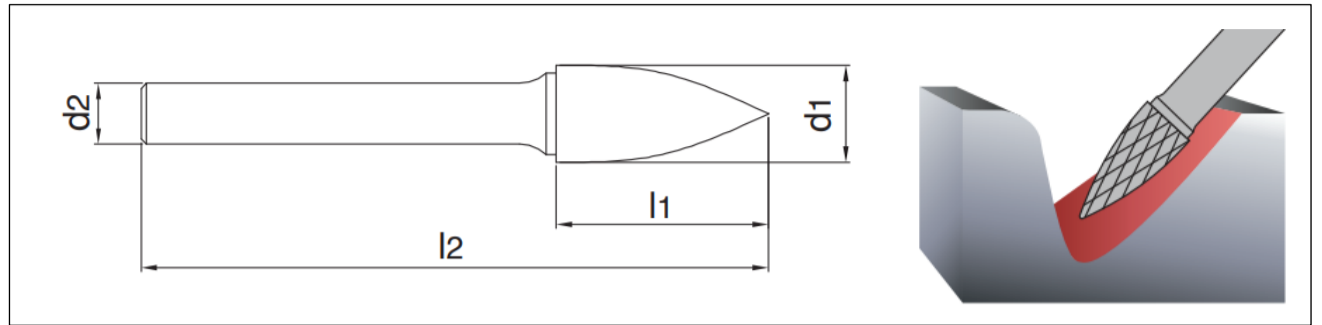
CÓDIGO	D1	D2	L1	L2
SE - 1M	6	6	9,5	50
SE - 3M	9,5	6	16	60
SE - 5M	12,7	6	22	66
SE - 6M	16	6	25	69
SE - 7M	19	6	25	69



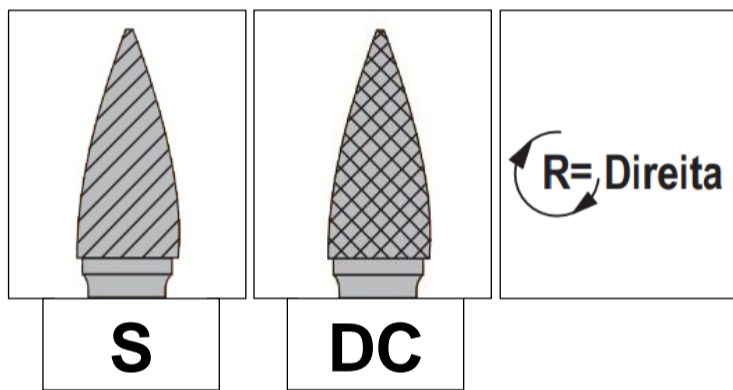


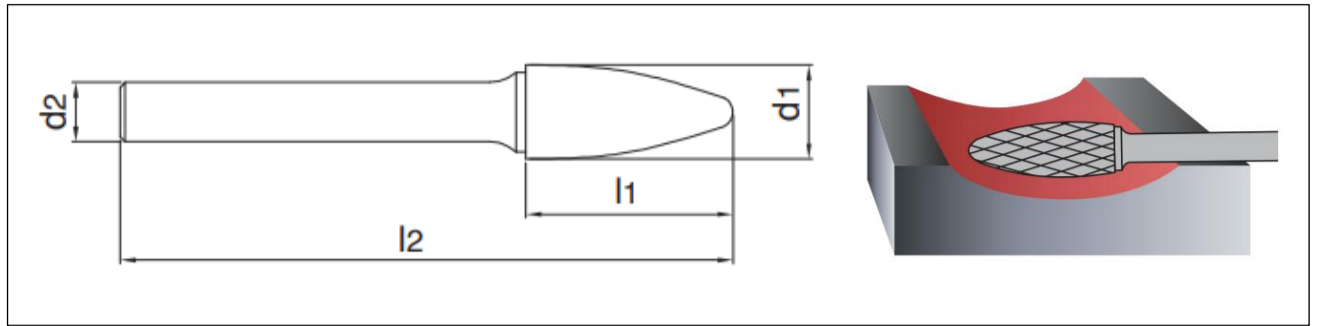
CÓDIGO	D1	D2	L1	L2
SF - 1M	6	6	16	50
SF - 3M	9,5	6	19	63
SF - 4M	11	6	25	69
SF - 5M	12,7	6	25	69
SF - 6M	16	6	25	69
SF - 7M	19	6	25	69
SF - 11M	3	6	12,7	56
SF - 13M	12,7	6	19	63
SF - 14M	19	6	32	76
SF - 15M	19	6	38	82



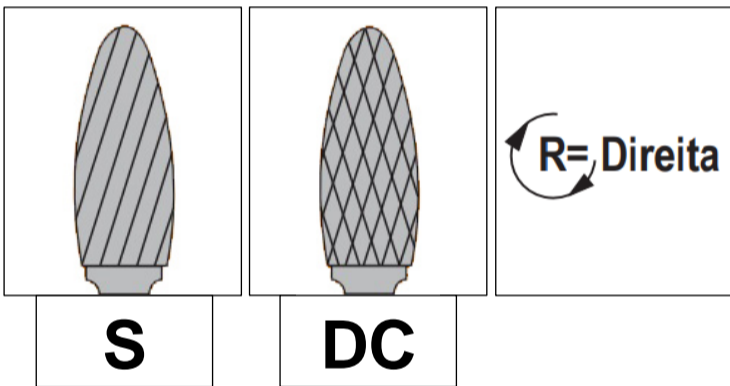


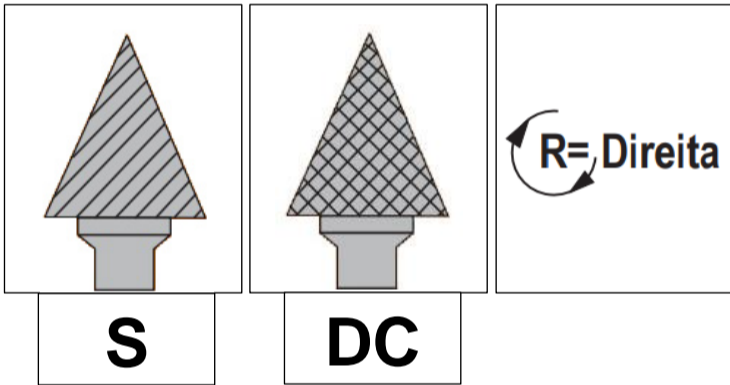
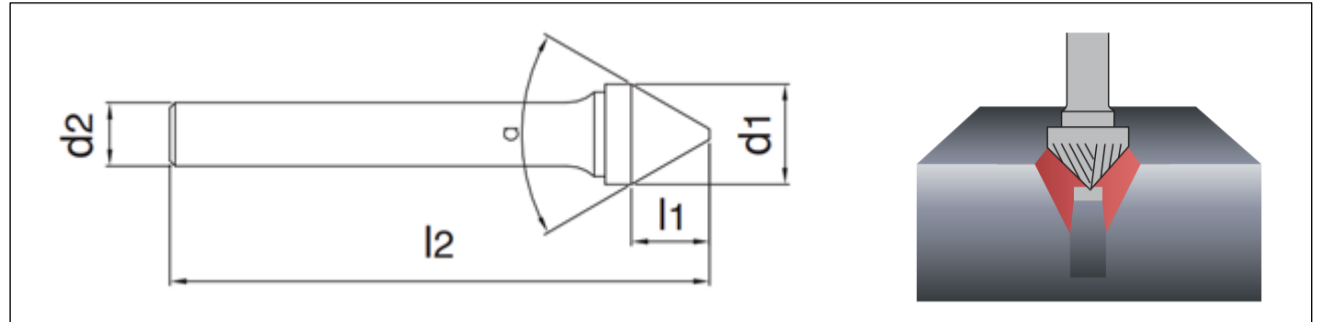
CÓDIGO	D1	D2	L1	L2
SG - 1M	6	6	16	50
SG - 2M	8	6	19	63
SG - 3M	9,5	6	19	63
SG - 5M	12,7	6	25	69
SG - 6M	16	6	25	69
SG - 7M	19	6	25	69
SG - 13M	12,7	6	19	63
SG - 15M	19	6	38	82





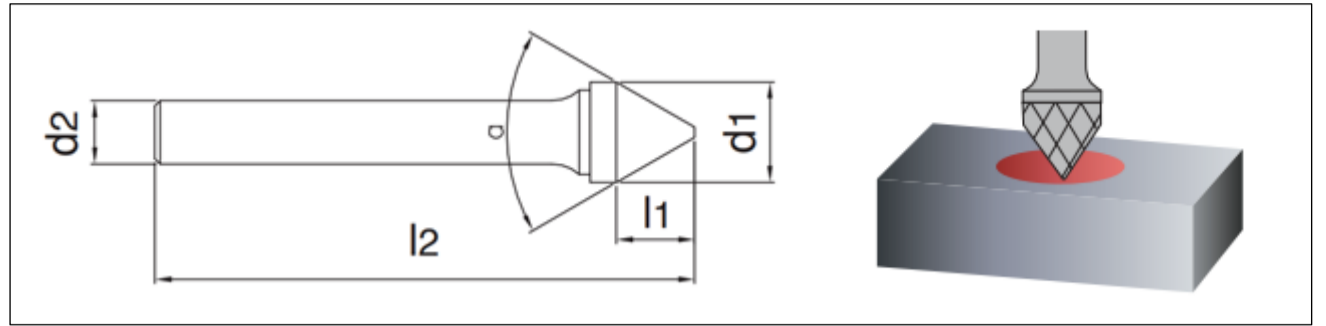
CÓDIGO	D1	D2	L1	L2
SH - 4M	8	6	19	63
SH - 5M	12,7	6	32	76
SH - 6M	16	6	36	80
SH - 7M	19	6	41	85



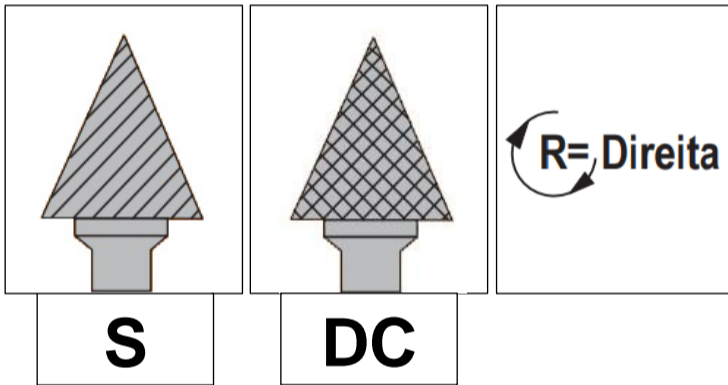


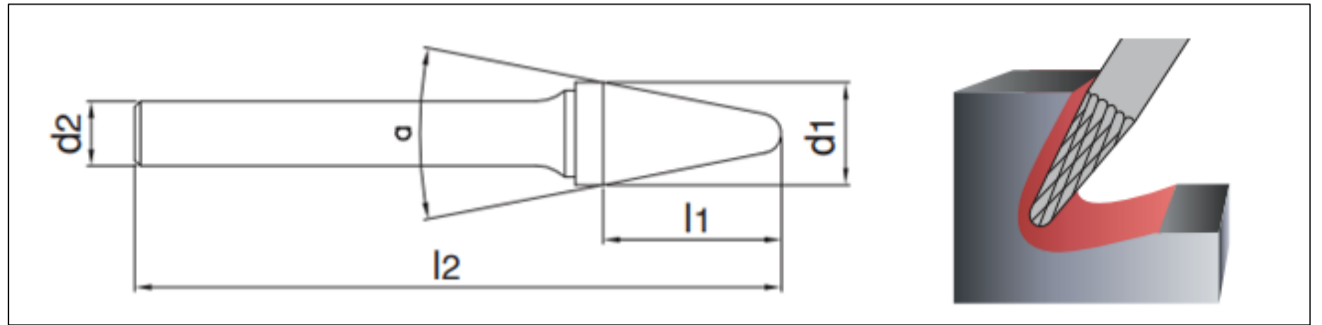
CÓDIGO	D1	D2	L1	L2
SJ - 1M	6	6	4	50
SJ - 3M	9,5	6	8	55
SJ - 5M	12,7	6	11	58
SJ - 6M	16	6	14,5	61
SJ - 7M	19	6	17,5	65
SJ - 9M	25	6	24,5	68



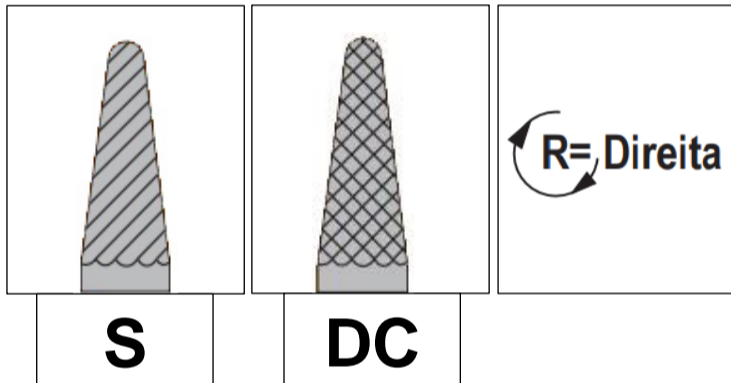


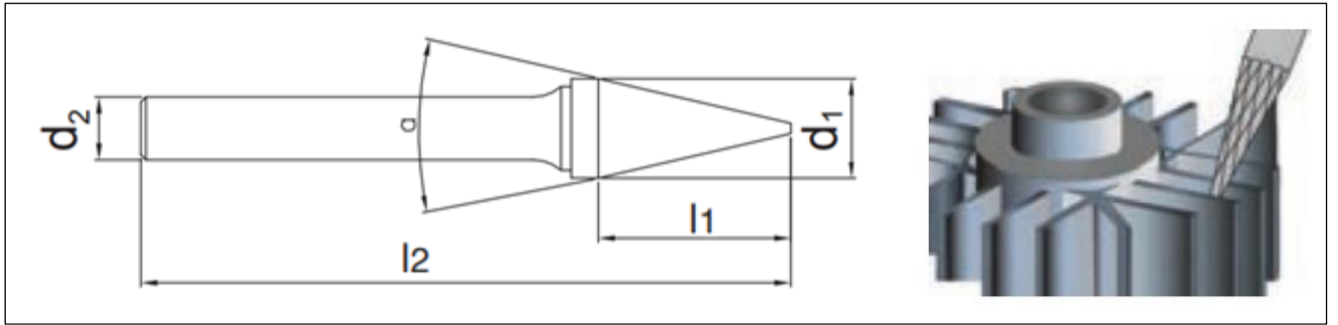
CÓDIGO	D1	D2	L1	L2
SK - 1M	6	6	3	50
SK - 3M	9,5	6	4,7	52
SK - 5M	12,7	6	6,3	54
SK - 6M	16	6	8	57
SK - 7M	19	6	9,5	58
SK - 9M	25	6	12,7	60



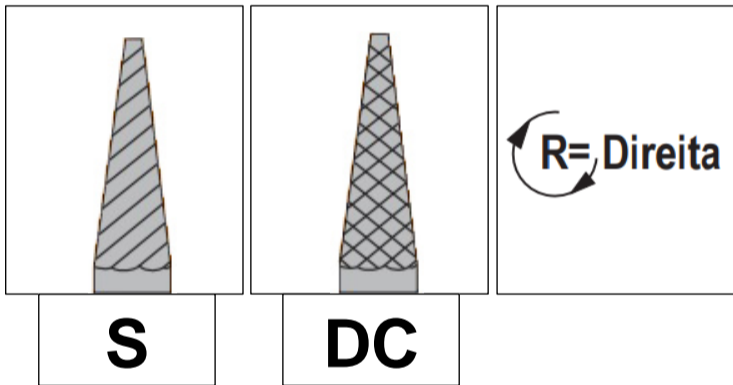


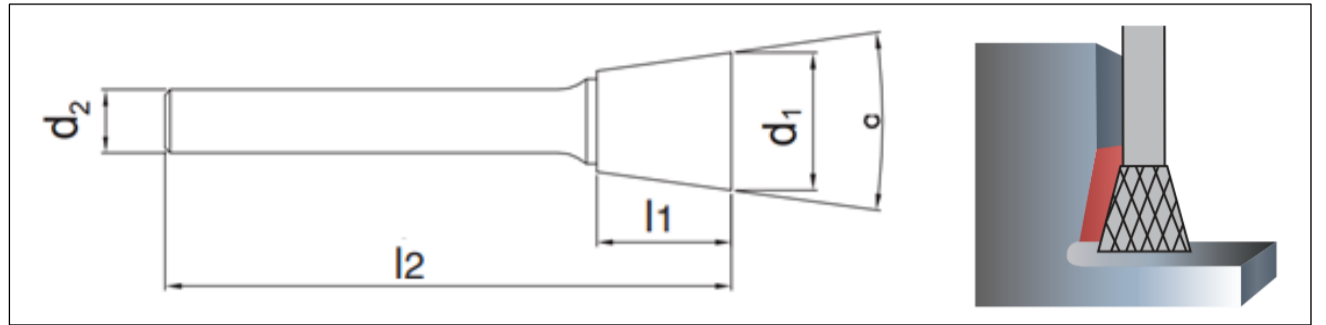
CÓDIGO	D1	D2	L1	L2	α
SL - 1M	6	6	16	50	14°
SL - 2M	8	6	22	69	14°
SL - 3M	9,5	6	27	74	14°
SL - 4M	12,7	6	28	76	14°
SL - 5M	16	6	30	77	14°
SL - 7M	19	6	38	85	14°




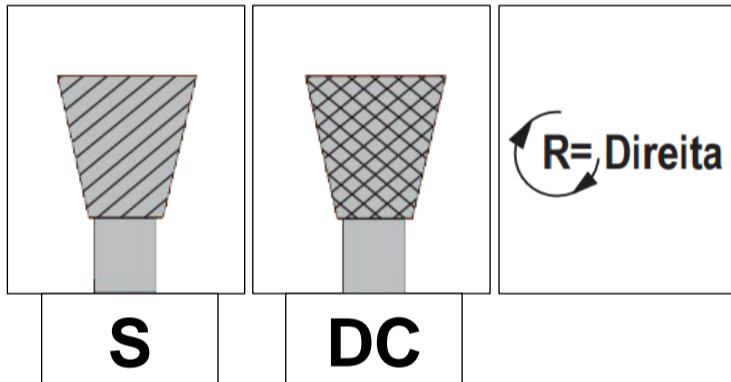


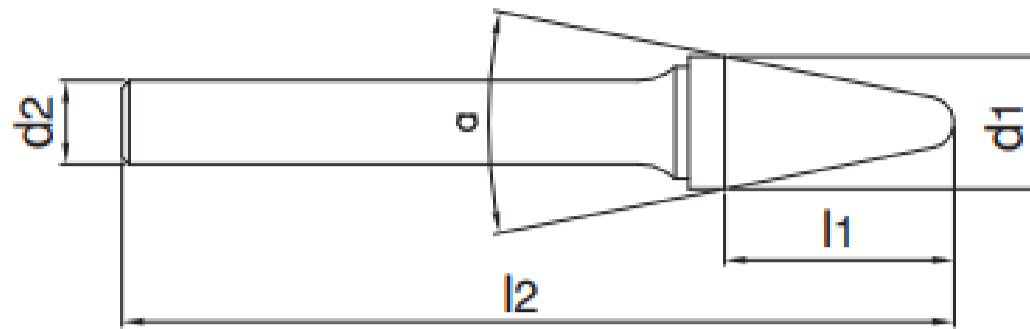
CÓDIGO	D1	D2	L1	L2	<i>a</i>
SM - 1M	6	6	16	50	22°
SM - 2M	8	6	22	69	14°
SM - 3M	9,5	6	27	74	10°
SM - 4M	12,7	6	28	76	28°
SM - 5M	16	6	30	77	28°
SM - 7M	19	6	38	85	31°














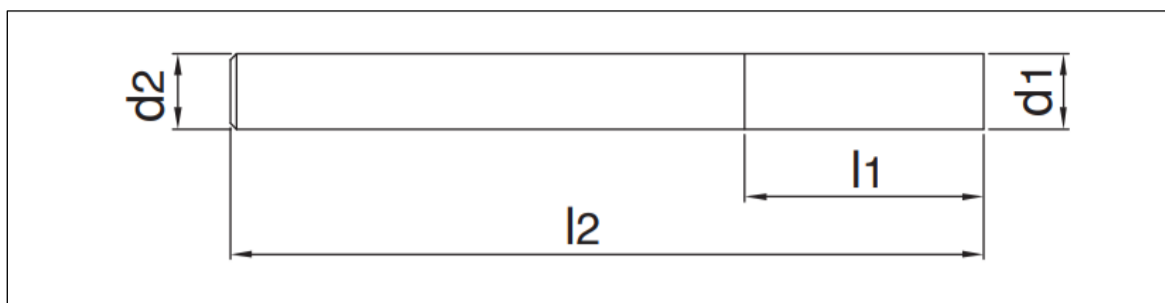
CÓDIGO	D1	D2	L1	L2	α
SN - 1M	6	6	8	50	10°
SN - 2M	9,5	6	9,5	53	13°
SN - 4M	12,7	6	12,7	57	28°
SN - 6M	16	6	19	63	18°
SN - 7M	19	6	16	60	30°





LIMAS	CÓDIGO	D1	D2	L1	L2	a
	SA - 51M	6,3	3	12,7	50	-
	SB - 51M	6,3	3	4,7	43	-
	SC - 51M	6,3	3	12,7	50	-
	SD - 51M	6,3	3	5	44	-
	SE - 51M	6,3	3	9,5	47	-
	SF - 51M	6,3	3	12,7	50	-
	SG - 51M	6,3	3	12,7	50	-
	SM - 51M	6,3	3	12,7	54	22°
	SN - 51M	6,3	3	6	44	10°





CÓDIGO	D1	D2	L1	L2
SA - 41M	1,5	3	6	38
SA - 41ML3	1,5	3	6	75
SA - 42M	2,5	3	11	38
SA - 42ML3	2,5	3	11	75
SA - 43M	3	3	14	38
SA - 43ML3	3	3	14	75



SB - 41M	1,5	3	6	38
SB - 41ML3	1,5	3	6	75
SB - 42M	2,5	3	11	38
SB - 42ML3	2,5	3	11	75
SB - 43M	3	3	14	38
SB - 43ML3	3	3	14	75




SC - 41M	1,5	3	6	75
SC - 42M	2,5	3	11	38
SC - 42ML3	2,5	3	11	75



SD - 41M	1,5	3	6	75
SD - 42M	2,5	3	11	38
SD - 42ML3	2,5	3	11	75

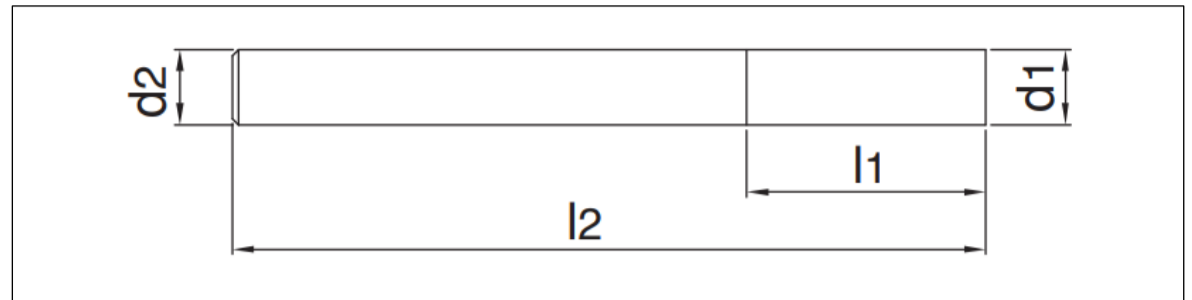


SE - 41M	1,5	3	6	38
SE - 41ML3	1,5	3	6	75



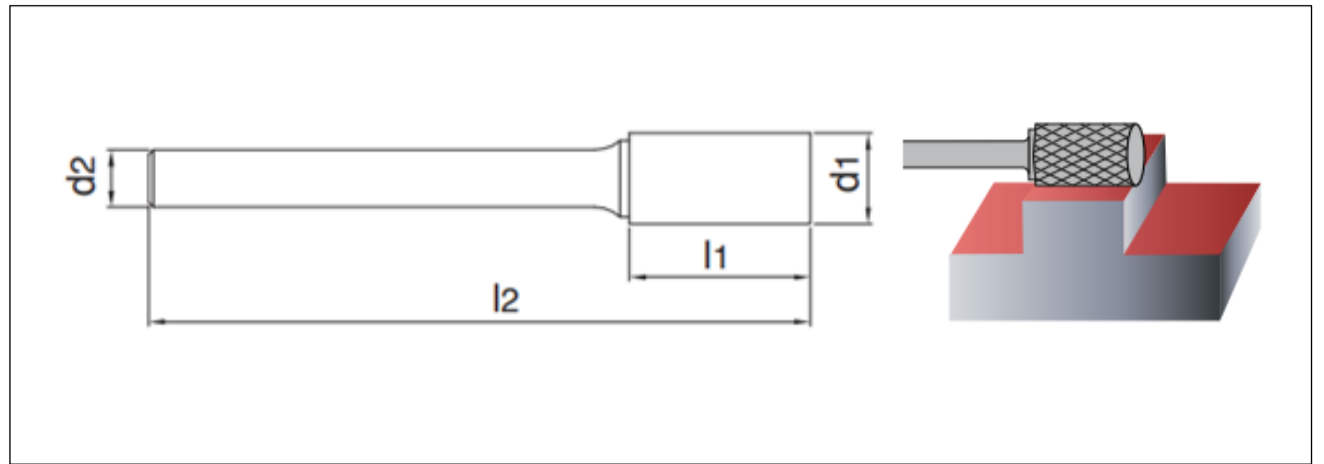
SF - 41M	1,5	3	6	75
SF - 42M	2,5	3	11	38
SF - 42ML3	2,5	3	11	75



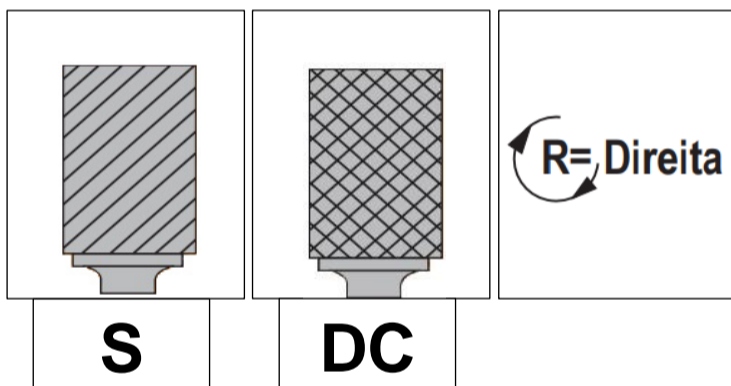


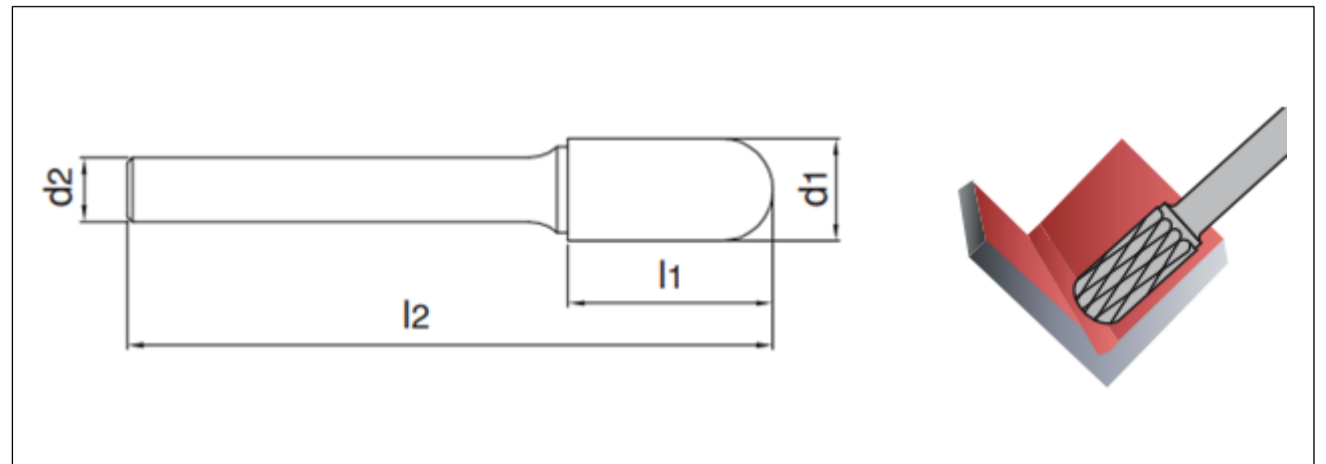
	CÓDIGO	D1	D2	L1	L2
	SG - 41M	1,5	3	6	38
	SG - 43M	1,5	3	6	75
	SG - 44M	2,5	3	11	38
	SG - 44ML3	2,5	3	11	75
	SH - 41M	1,5	3	6	38
	SH - 41ML3	1,5	3	6	75
	SJ - 42M	1,5	3	6	75
	SK - 42M	1,5	3	6	75
	SL - 41M	1,5	3	6	75
	SL - 42M	2,5	3	11	38
	SL - 42ML3	2,5	3	11	75
	SM - 41	1,5	3	6	75
	SM - 42M	2,5	3	11	38
	SM - 42ML3	2,5	3	11	75
	SM - 43M	2,5	3	11	38
	SN - 42M	2,5	3	11	38
	SN - 42M	2,5	3	11	38




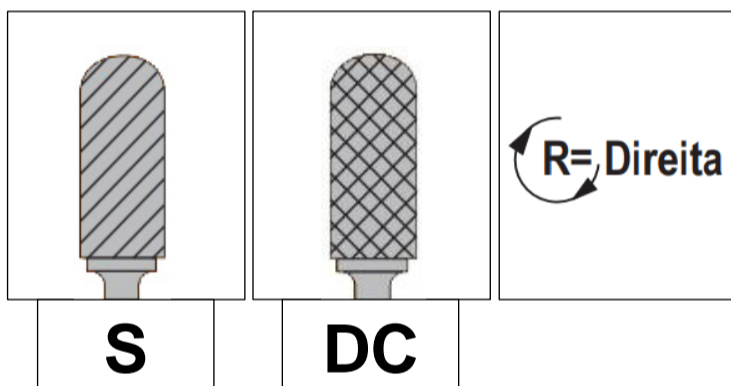


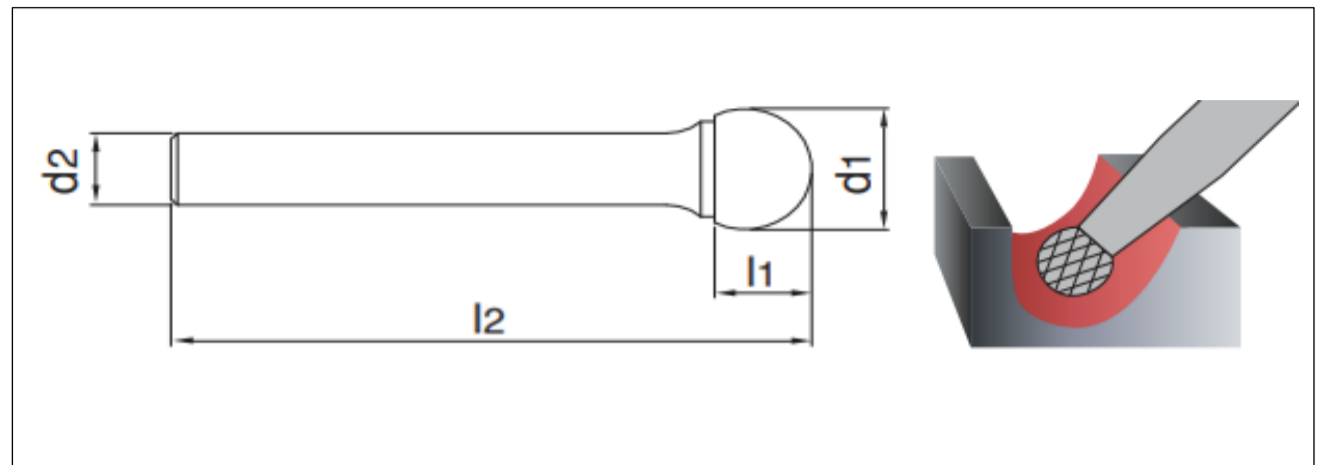
CÓDIGO	D1	D2	L1	L2
SA - 1ML6	6	6	12,7	162
SA - 3ML6	9,5	6	19	169
SA - 5ML6	12,7	6	25	175



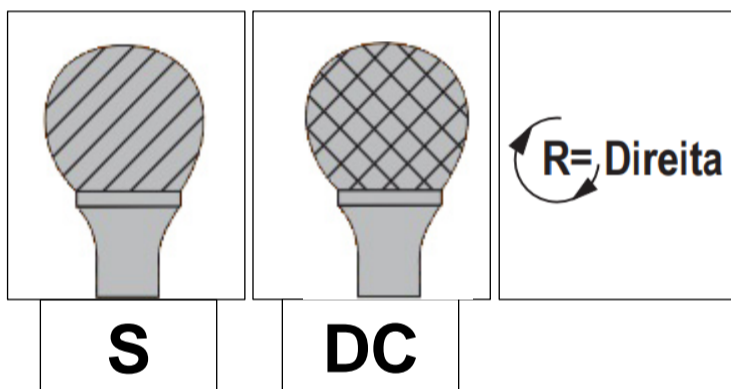


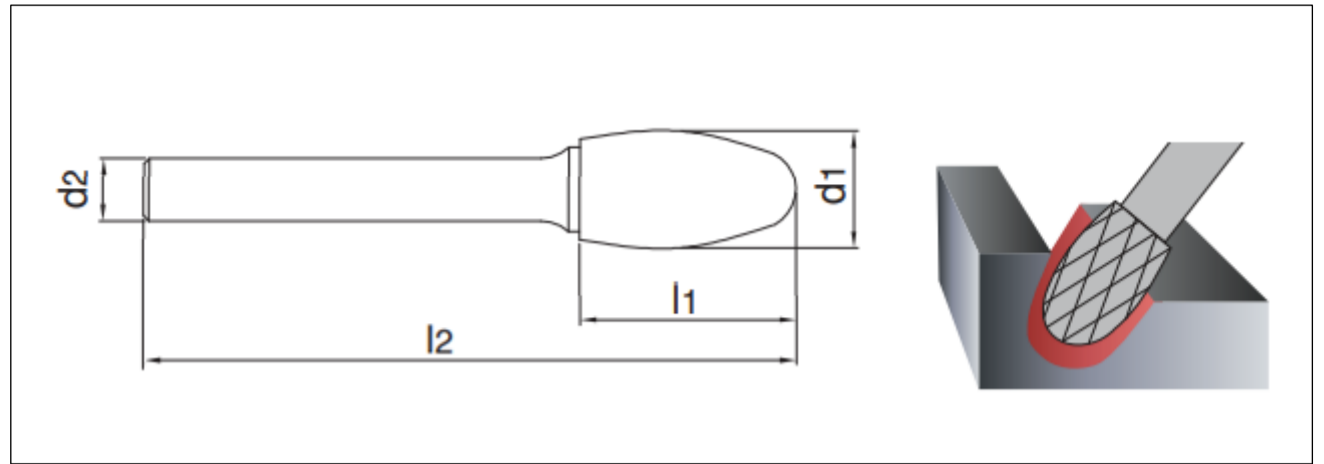
CÓDIGO	D1	D2	L1	L2
SC - 1ML6	6	6	12,7	162
SC - 3ML6	9,5	6	19	169
SC - 5ML6	12,7	6	25	175




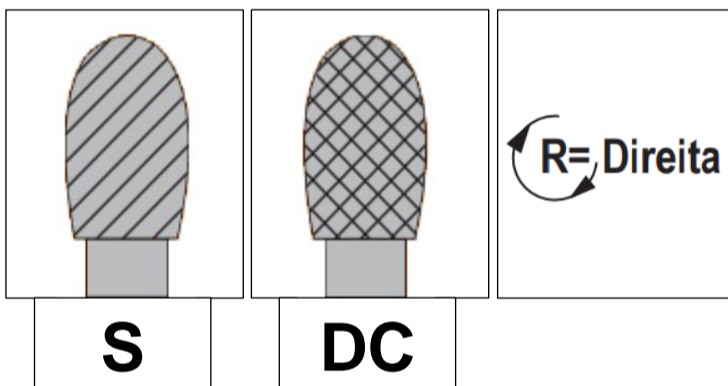


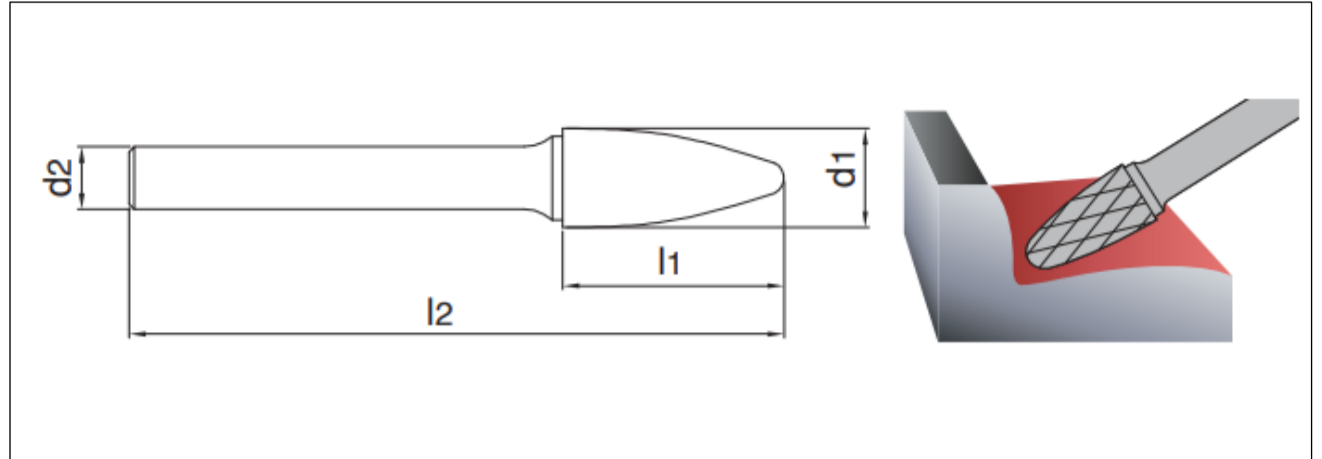
CÓDIGO	D1	D2	L1	L2
SD - 1ML6	6	6	5	155
SD - 3ML6	9,5	6	8	158
SD - 5ML6	12,7	6	11	161



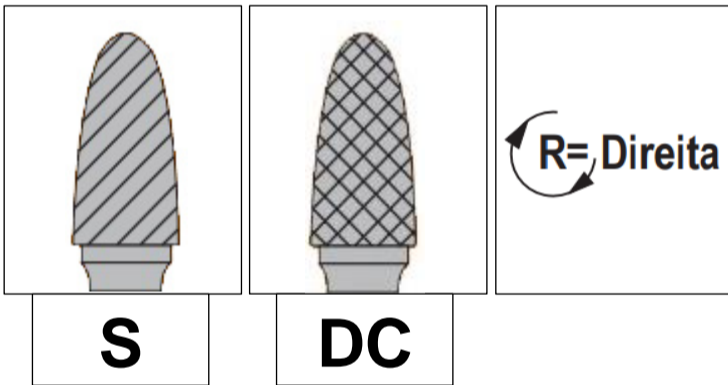


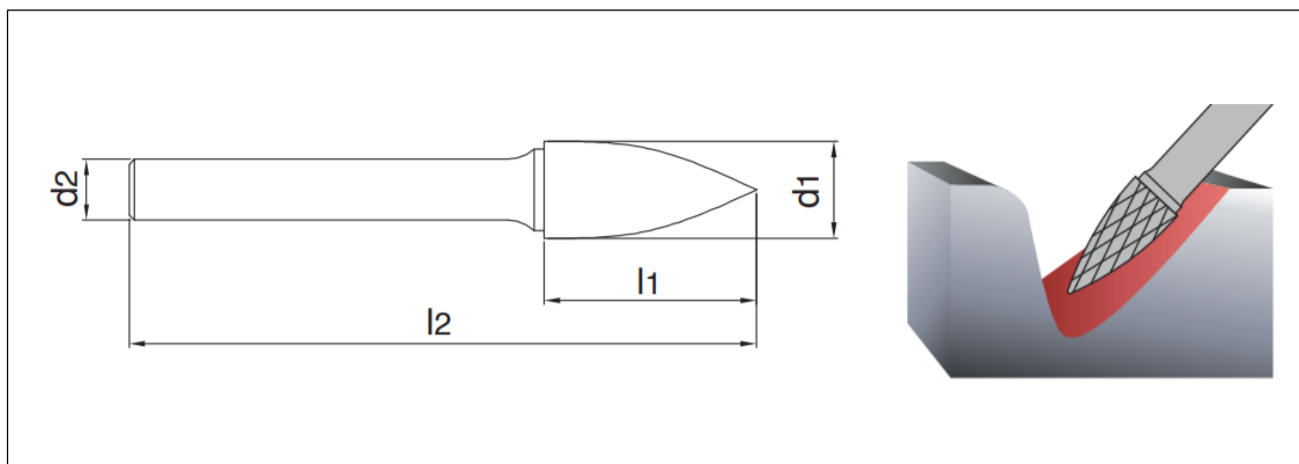
CÓDIGO	D1	D2	L1	L2
SE - 1ML6	6	6	9,5	160
SE - 3ML6	9,5	6	16	166
SE - 5ML6	12,7	6	22	172



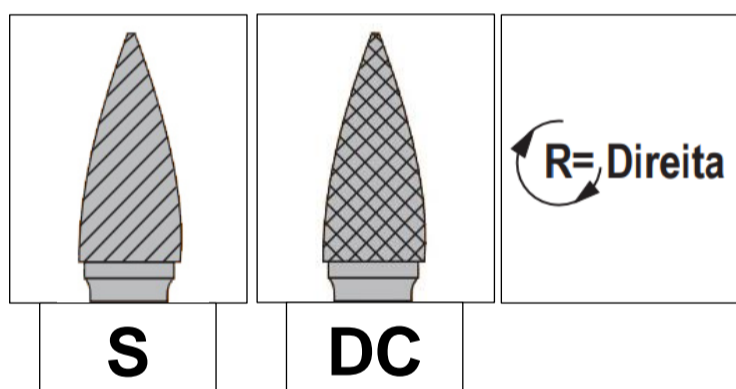


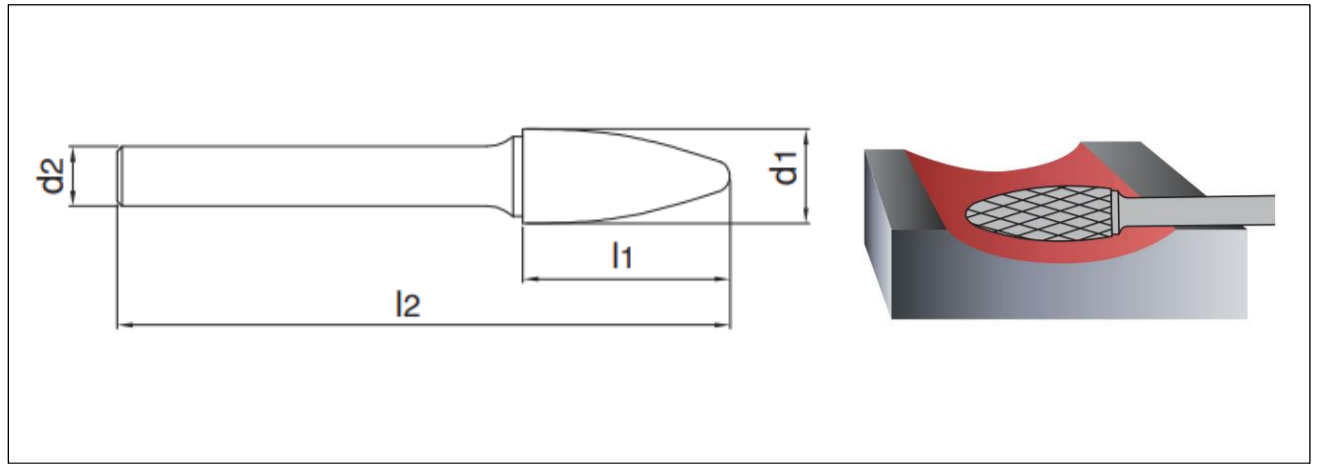
CÓDIGO	D1	D2	L1	L2
SF - 1ML6	6	6	12,7	163
SF - 3ML6	9,5	6	19	169
SF - 5ML6	12,7	6	25	175



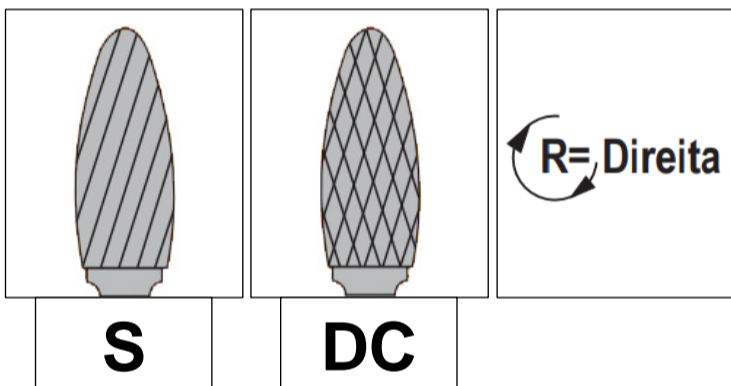


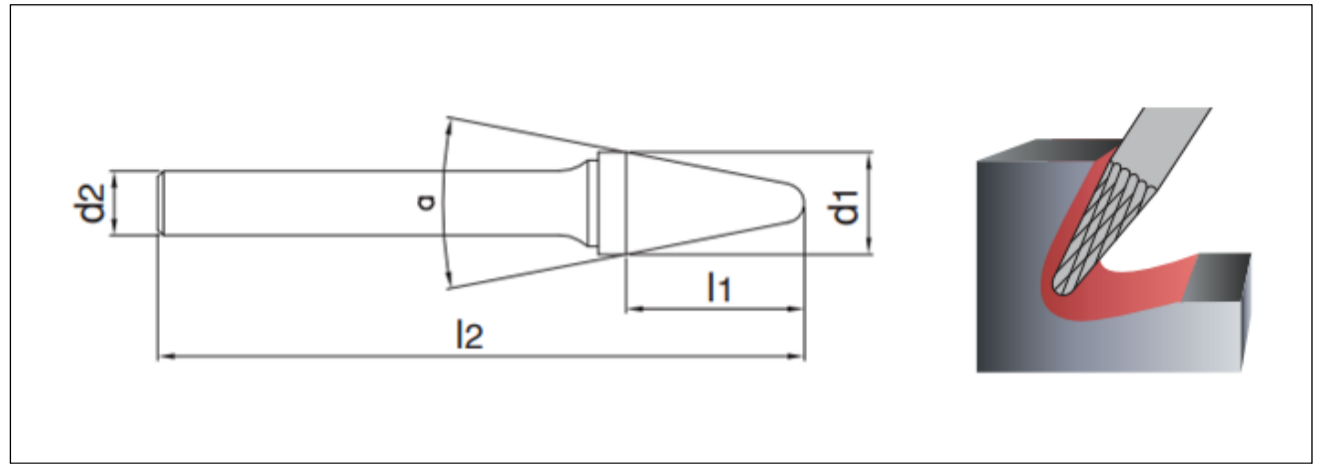
CÓDIGO	D1	D2	L1	L2
SG - 1ML6	6	6	12,7	163
SG - 3ML6	9,5	6	19	169
SG - 5ML6	12,7	6	25	175



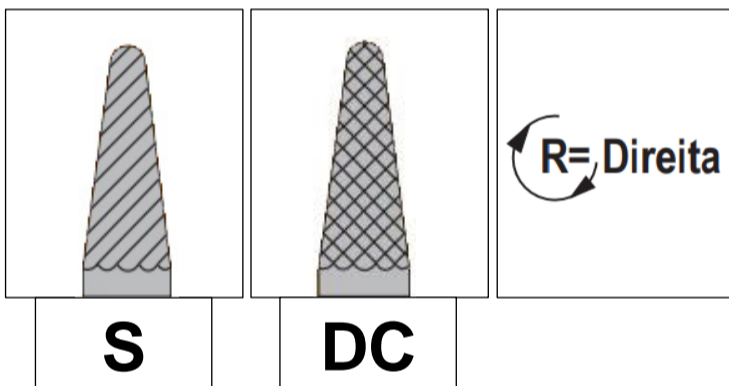


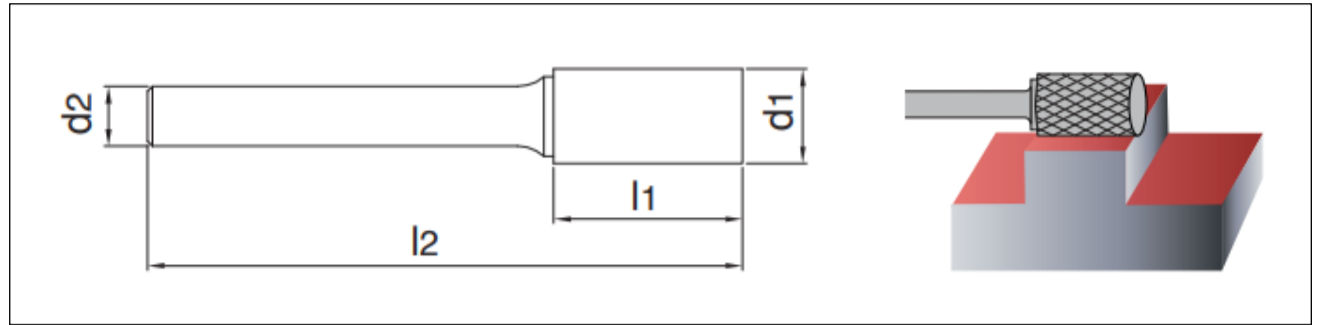

CÓDIGO	D1	D2	L1	L2
SH - 1ML6	8	6	19	169
SH - 3ML6	12,7	6	32	182



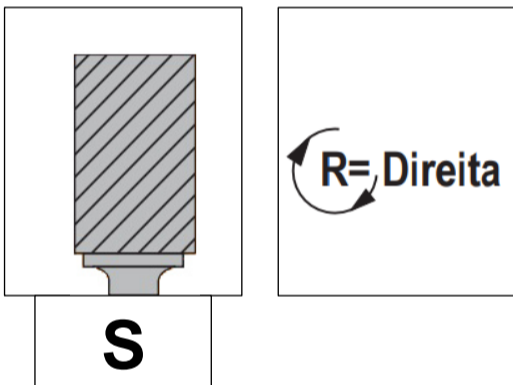


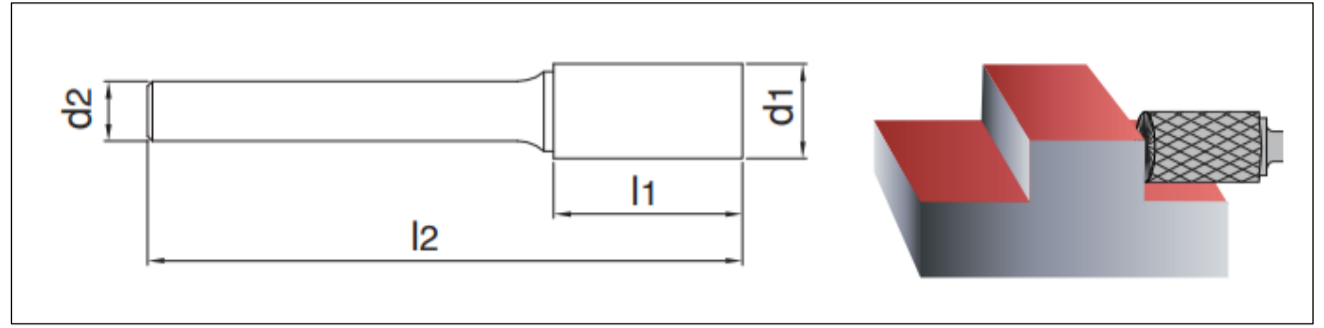

CÓDIGO	D1	D2	L1	L2
SL - 1ML6	6	6	16	166
SL - 3ML6	9,5	6	27	177
SL - 4ML6	12,7	6	28	178



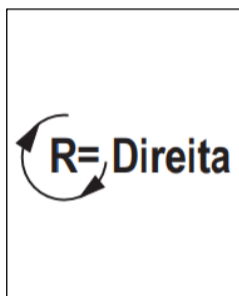
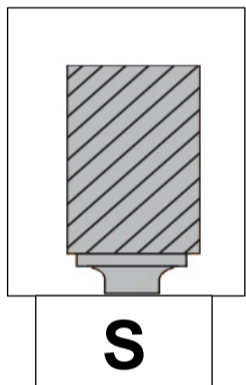


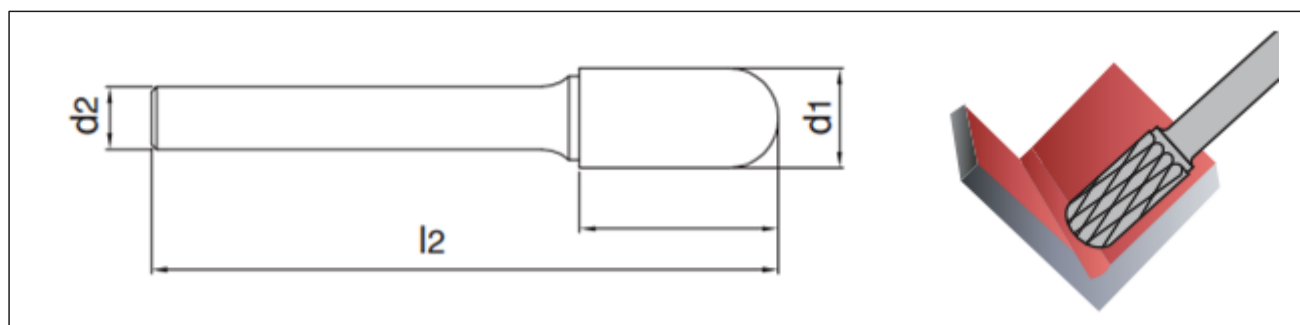
CÓDIGO	D1	D2	L1	L2
SA - 1M ALIM.	6	6	19	50
SA - 3M ALIM.	9,5	6	19	63
SA - 5M ALIM.	12,7	6	25	69
SA - 6M ALIM.	16	6	25	69
SA - 7M ALIM.	19	6	25	69



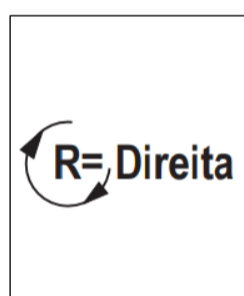
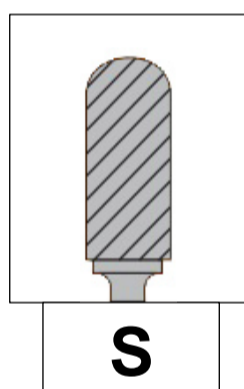


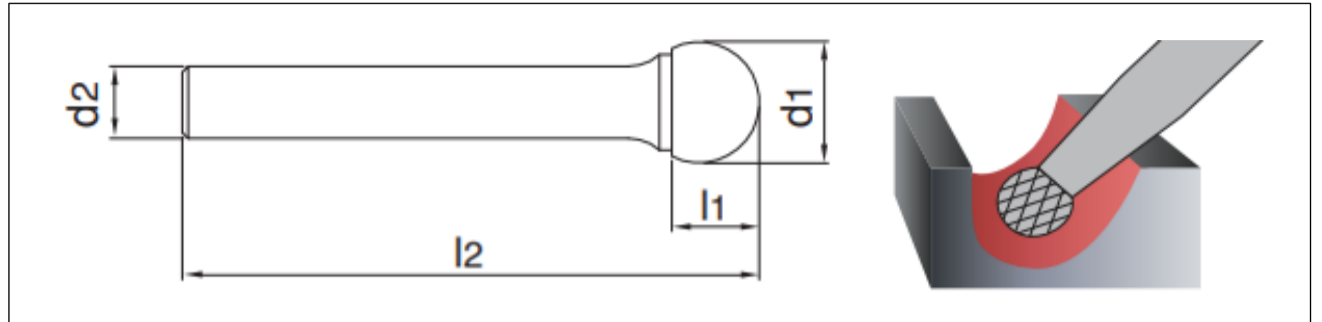

CÓDIGO	D1	D2	L1	L2
SB - 1M ALIM.	6	6	19	50
SB - 3M ALIM.	9,5	6	19	63
SB - 5M ALIM.	12,7	6	25	69
SB - 6M ALIM.	16	6	25	69
SB - 7M ALIM.	19	6	25	69



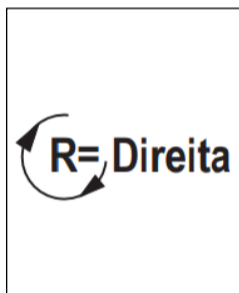
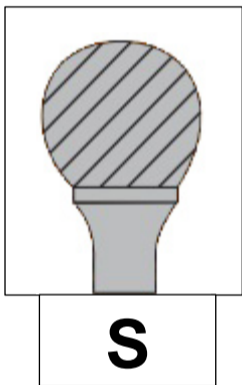


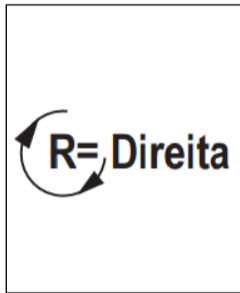
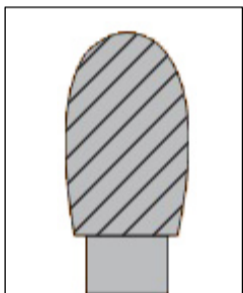
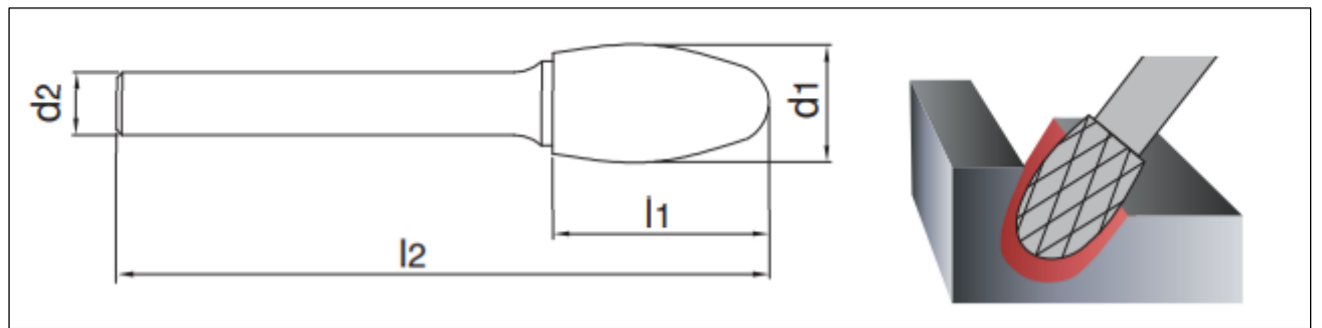
CÓDIGO	D1	D2	L1	L2
SC - 1ML6 ALIM.	6	6	16	50
SC - 3M ALIM.	9,5	6	19	63
SC - 5M ALIM.	12,7	6	19	63
SC - 6M ALIM.	16	6	25	69
SC - 7M ALIM.	19	6	25	69





CÓDIGO	D1	D2	L1	L2
SD - 1M ALIM.	6	6	5	50
SD - 3M ALIM.	9,5	6	8	52
SD - 5M ALIM.	12,7	6	11	55
SD - 6M ALIM.	16	6	14	58
SD - 7M ALIM.	19	6	16	62

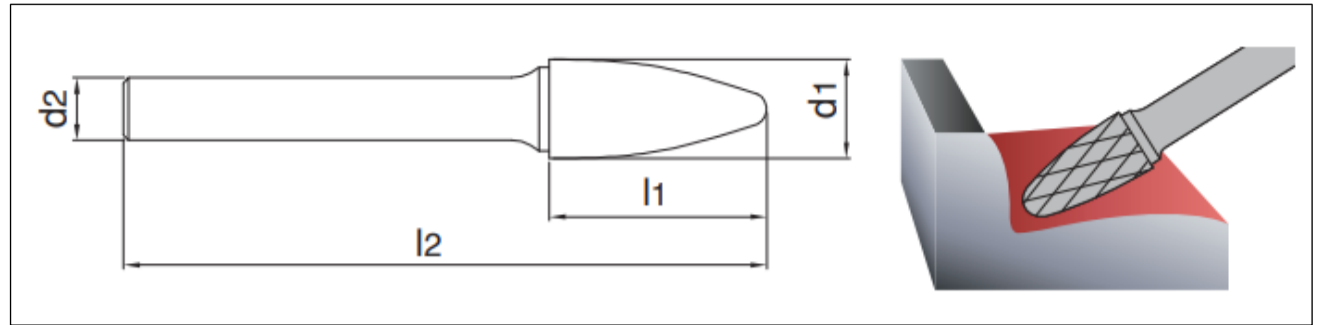




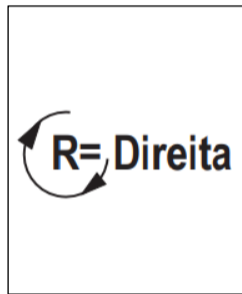
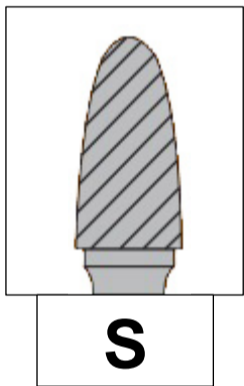
S

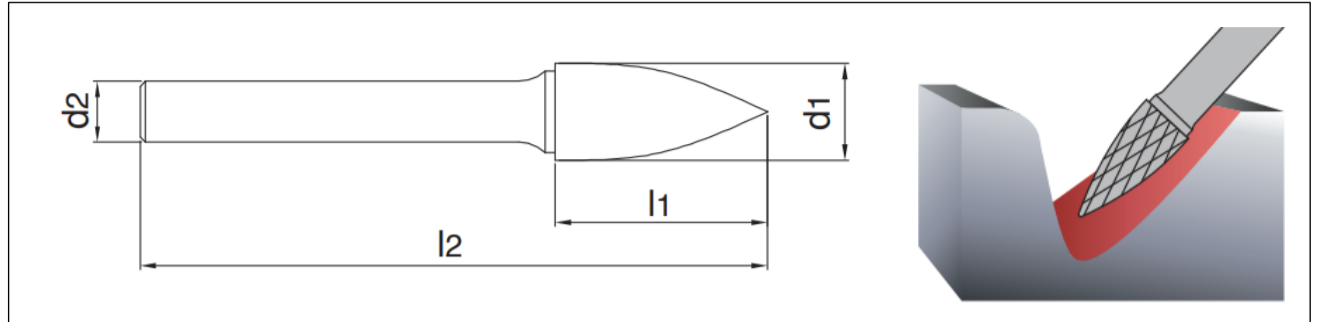
CÓDIGO	D1	D2	L1	L2
SE - 1M ALIM.	6	6	9,5	50
SE - 3M ALIM.	9,5	6	16	60
SE - 5M ALIM.	12,7	6	22	66
SE - 6M ALIM.	16	6	25	69
SE - 7M ALIM.	19	6	25	69



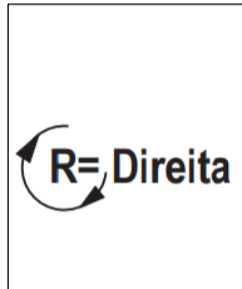
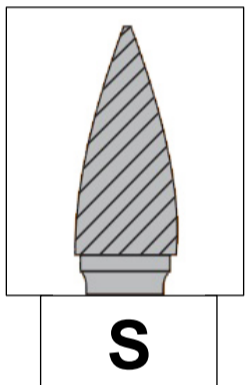


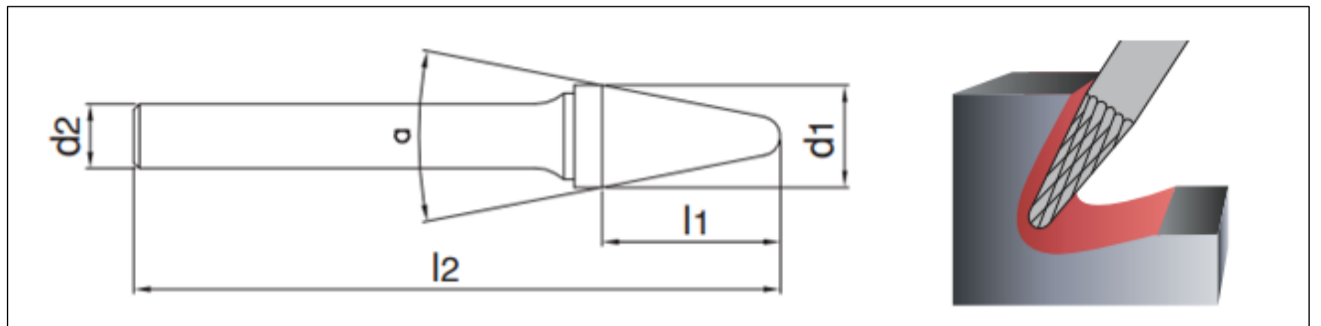
CÓDIGO	D1	D2	L1	L2
SF - 1M ALIM.	6	6	19	50
SF - 3M ALIM.	9,5	6	19	63
SF - 5M ALIM.	12,7	6	25	69
SF - 6M ALIM.	16	6	25	69
SF - 14M ALIM.	19	6	32	76



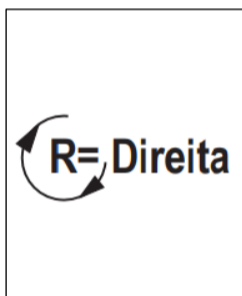



CÓDIGO	D1	D2	L1	L2
SG - 1ML6 ALIM.	6	6	12,7	163
SG - 3M ALIM.	9,5	6	19	169
SG - 5M ALIM.	12,7	6	25	175



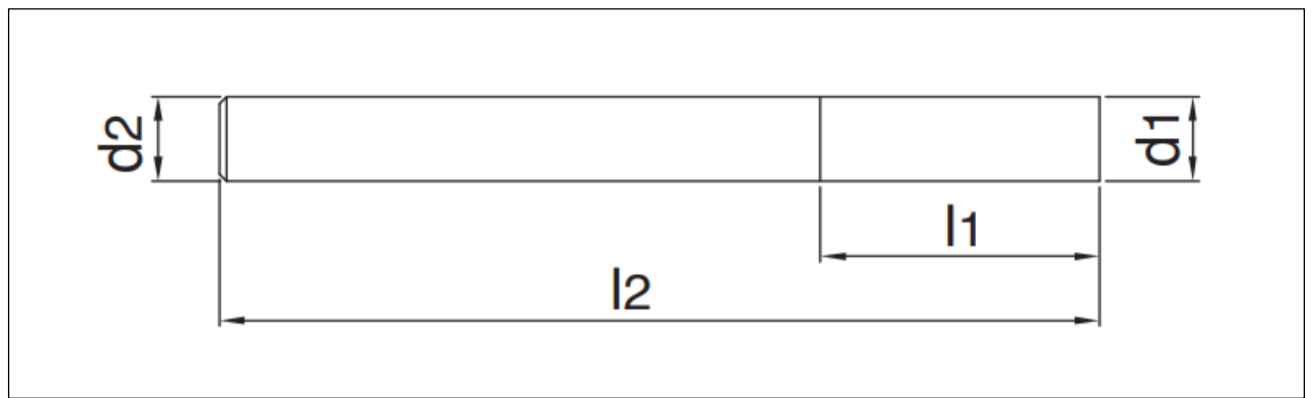


CÓDIGO	D1	D2	L1	L2	α
SL - 3M ALIM.	9,5	6	27	74	14°
SL - 4M ALIM.	12,7	6	28	76	14°
SL - 5M ALIM.	16	6	30	77	14°
SL - 7M ALIM.	19	6	38	85	14°



S

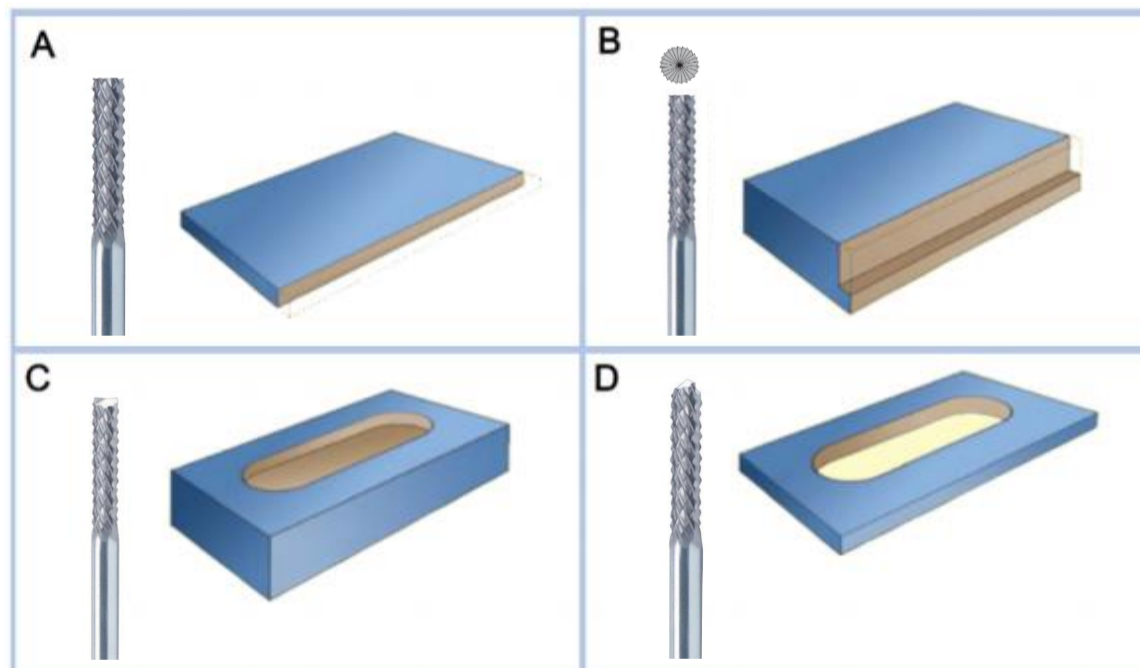


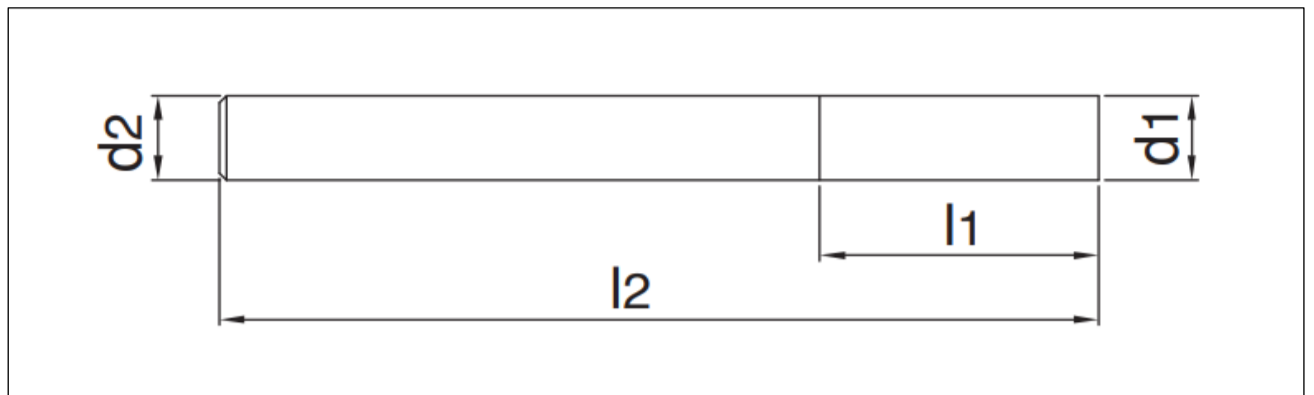


CÓDIGO	D1	D2	L1	L2
SGR - 1	1/16	1/8	3/16	1.1/2
SGR - 1 - 1	3/32	1/8	3/8	1.1/2
SGR - 2	1/8	1/8	1/2	1.1/2
SGR - 3	3/16	3/16	5/8	2
SGR - 4	3/16	1/4	5/8	2
SGR - 5	1/4	1/4	3/4	2
SGR - 6	1/4	1/4	3/4	2.1/2
SGR - 6 - 1	1/4	1/4	1	3
SGR - 7	5/16	5/16	1	2.1/2
SGR - 8	3/8	3/8	1	2.1/2
SGR - 9	1/2	1/2	1	3

REBARBADOR DE METAL DURO PARA FIBRA DE VIDRO

- A - Sem Frontal
- B - Lima rotativa de topo
- C - Fresa de topo
- D - Broca de topo

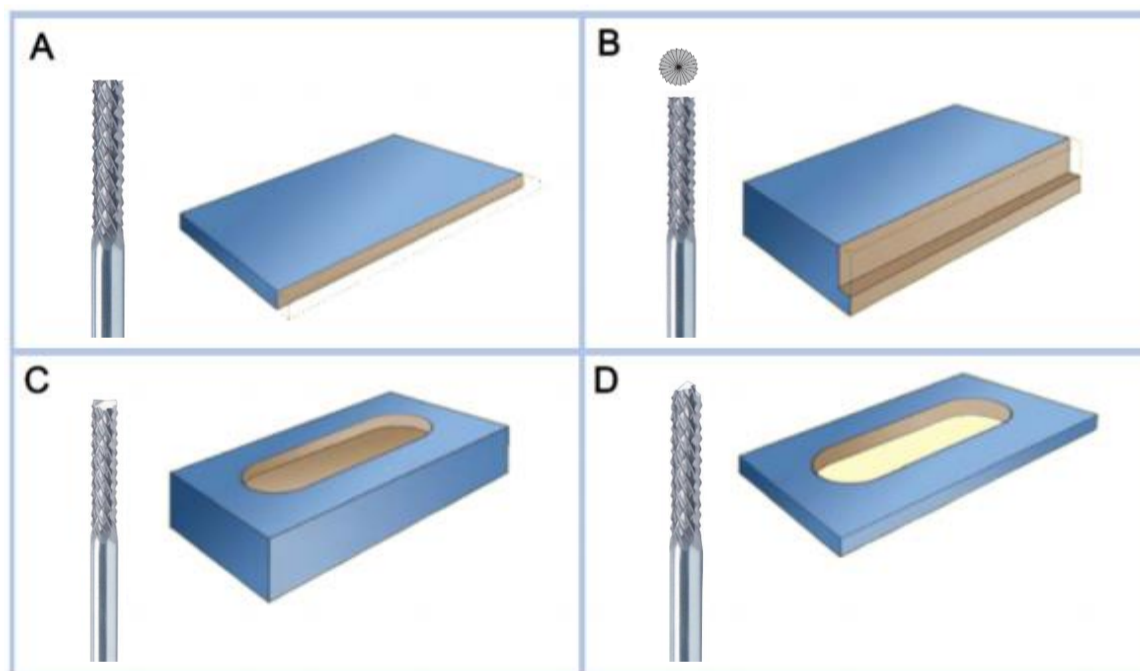




CÓDIGO	D1	D2	L1	L2
SGR - 1M	1,6	3	5	38
SGR - 1 - 1M	2,4	3	9,5	38
SGR - 2M	3	3	12	38
SGR - 3M	4	4	16	50
SGR - 4M	4	6	16	50
SGR - 5M	6	6	19	50
SGR - 6M	6	6	19	63
SGR - 6 - 1M	6	6	25	75
SGR - 7M	8	8	25	63
SGR - 8M	10	10	25	75
SGR - 9M	12	12	25	75

REBARBADOR DE METAL DURO PARA FIBRA DE VIDRO

- A - Sem Frontal
- B - Lima rotativa de topo
- C - Fresa de topo
- D - Broca de topo





WWW.FERMEC.COM.BR

+55 (11) 3978 - 5515
fermec@fermec.com.br

Rua: Cecilia Calovini, 437 - Pirituba - São Paulo / SP
CEP: 02976-000